



# NOTRE DAME FOOTBALL

**GAME SEVEN** #1/1 CLEMSON (7-0, 6-0 ACC) AT #4/4 NOTRE DAME (6-0, 5-0 ACC)

## THE COACHES

	Head Coach	At School	Overall	vs. Opponent
ND	Brian Kelly	98-37 (11th year)*	269-94-2 (30th year)*	0-2
CU	Dabo Swinney	137-31 (12th year)	137-31 (12th year)	2-0

\*-Includes 20 regular-season wins and two postseason appearances vacated under discretionary NCAA penalty

## BY THE NUMBERS

<b>1</b>	The Notre Dame Fighting Irish make history in 2020 by joining a conference for the first time in the 132-year tenure of the program. The Irish will play as a member of the Atlantic Coast Conference. The South Florida matchup marks the only non-conference game the Irish will play in the regular season.
<b>2</b>	<b>QB Ian Book</b> is 26-3 (.897) as a starter, which ranks second nationally among all FBS quarterbacks (min. 20 wins), even as Book ranks 14th overall in total QB career starts (29). His 26 wins rank tied for fourth among all FBS quarterbacks.
<b>3</b>	Offensive coordinator <b>Tommy Rees</b> is one of just three Power 5 coordinators currently coaching under the same head coach for whom they played as a student-athlete. He joins Iowa OC Brian Ferentz and North Carolina co-DC Tommy Thigpen.
<b>3</b>	<b>QB Ian Book</b> became the first quarterback in program history (modern era) to rush for three touchdowns in a half in the first vs. South Florida. It marked the second time in his career in which he has rushed for three TDs in a game. The last time he rushed for three touchdowns in a single game was against this week's opponent, Wake Forest, in 2018).
<b>4</b>	Since the start of 2018, Notre Dame is 29-3 (.906). That rate ranks fourth among all teams who have made an appearance in the College Football Playoff since its inception in 2014. Among those teams, Notre Dame is one of just four teams that have totaled three or fewer losses (Clemson, Alabama, Ohio State) since the start of 2018.
<b>4</b>	With the 52-0 shutout of South Florida, <b>Brian Kelly</b> became the first Irish coach to post four or more shutouts in his Notre Dame career since Lou Holtz. The last Irish shutout took place in 2019 vs. Bowling Green (52-0), and Kelly's first shutout as the Notre Dame head coach came vs. Wake Forest in 2012 (38-0).*
<b>10</b>	Through the 12-7 win over Louisville, the Irish have won 10-consecutive ACC home games. Overall, Notre Dame is 81*-26 against ACC teams at home.
<b>10.3</b>	With just 13 points allowed vs. Georgia Tech, the defense has yielded just 10.3 points/game through the first six games of the season. That figure ranks fourth among all FBS teams with at least one game played, leads all Power 5 teams with more than one game played, and is second among all FBS teams with more than two games played (Marshall, 9.4).
<b>12</b>	The Irish boast a current win streak of 12 games, the longest among all FBS teams.
<b>19:47</b>	The Irish have only trailed for 19:47 minutes this season out of a total 360:00 minutes.
<b>22</b>	Notre Dame has won 22-consecutive games at home, setting the modern-era record for longest home win streak. Only one Power 5 program has a longer streak (Clemson, 27).
<b>31</b>	Notre Dame has held 31-of-32 opponents during <b>Clark Lea's</b> tenure as defensive coordinator to 30 points or less. That includes includes ranked opponents LSU, Michigan, Stanford, Virginia Tech, Syracuse, Clemson, Georgia, Virginia and Navy.
<b>36:15</b>	Notre Dame is the only Power 5 team to post three performances of 36:15 or more possession time this season. No other FBS teams have produced more than three games this season with at least 36:15 in possession time (Charlotte and Coastal Carolina have also marked three such performances). The Irish held control of the ball for 40:59 minutes of possession time at Pitt, the most by an ACC team in a single game this season, and seventh-most in a single game among all FBS teams this season.
<b>42</b>	Notre Dame's 42-point margin of victory over Pitt was the largest margin of victory for the Irish over a Power 5 team in the Brian Kelly era, and the largest over a Power 5 team since 2003 (57-7 win vs. Stanford).
<b>365</b> ^	Career games coached by <b>Brian Kelly</b> , second among active NCAA coaches to Mack Brown (North Carolina).

## GAME INFORMATION

	Saturday, November 7 7:30 p.m. ET	Notre Dame Stadium Notre Dame, IN Capacity 77,622 (FieldTurf)
	NBC	Mike Tirico (play-by-play) Tony Dungy (analyst) Kathryn Tappen (sideline)
	Notre Dame Radio Network SiriusXM (Channel 129) 96.1 FM, 101.5 FM & 960 AM (South Bend)	Paul Burmeister (play-by-play) Ryan Harris (analyst) Jack Nolan (reporter)

## THE SERIES

<b>Clemson leads, 3-1-0</b>	<b>Last meeting:</b> CU 30, ND 3 (12.29.2018, CFP Semifinal)
-----------------------------	--------------------------------------------------------------

## 2020 SCHEDULE (6-0)

Date	ND Rk	Opp Rk	Opponent	Location	TV	Time/Score
Sep. 12	10/10	--/RV	Duke	Notre Dame, IN	NBC	W, 27-13
Sep. 19	7/7	RV/RV	South Florida	Notre Dame, IN	USA	W, 52-0
Oct. 10	5/5		Florida State	Notre Dame, IN	NBC	W, 42-26
Oct. 17	4/4		Louisville	Notre Dame, IN	NBC	W, 12-7
Oct. 24	3/3		at Pitt	Pittsburgh, PA	ABC	W, 45-3
Oct. 31	4/4		at Georgia Tech	Atlanta, GA	ABC	W, 31-13
Nov. 7		1/1	Clemson	Notre Dame, IN	NBC	7:30 p.m.
Nov. 14		--/RV	at Boston College	Chestnut Hill, MA	TBA	TBA
Nov. 27		RV/24	at North Carolina	Chapel Hill, NC	TBA	TBA
Dec. 5			Syracuse	Notre Dame, IN	NBC	2:30 p.m.
Dec. 12		RV/RV	vs. Wake Forest	Winston-Salem, NC	TBA	TBA

Rankings: CFP/AP/Coaches (current for upcoming opponents, at time of game for past opponents) | All times Eastern

## THE TRADITION

<b>7</b>	Heisman Trophy Winners – Angelo Bertelli (1943), John Lujack (1947), Leon Hart (1948), John Lattner (1953), Paul Hornung (1956), John Huarte (1964), Tim Brown (1987)
<b>11</b>	Consensus National Championships: 1924, 1929, 1930, 1943, 1946, 1947, 1949, 1966, 1973, 1977, 1988
<b>13</b>	NFL Hall of Famers – the most of any college football program
<b>21</b>	Different seasons Notre Dame has been selected as the National Champion by at least one poll listed in the NCAA official record book
<b>22</b>	Undefeated regular seasons
<b>52</b>	College Football Hall of Famers – Raghib Ismail (1988-90) was a 2019 inductee
<b>102</b>	Consensus All-Americans – most recent Julian Love (2018)
<b>935</b> ^	All-time wins – second in college football history.
<b>.733</b> ^	All-time winning percentage – the best in college football history.



## FOOTBALL STAFF GAME DAY LOCATIONS

Coach	Position	Location
Brian Kelly	Head Coach	Sideline
Clark Lea	Def. Coordinator/Linebackers	Press Box
Tommy Rees	Off. Coordinator/Quarterbacks	Press Box
Mike Elston	Defensive Line	Sideline
Lance Taylor	Running Backs	Sideline
Jeff Quinn	Offensive Line	Sideline
Mike Mickens	Cornerbacks	Press Box
Terry Joseph	Def. Pass Game Coordinator/Safeties	Sideline
Brian Polian	Special Teams Coordinator	Sideline
Del Alexander	Wide Receivers	Sideline
John McNulty	Tight Ends	Press Box

*Note: Regular season locations; may be subject to change*

## FOOTBALL ATHLETIC COMMUNICATIONS STAFF

Assistant Athletics Director/ Football Communications Primary Football	Katy Lonergan	klonger2@nd.edu o - 574-631-3982 c - 785-764-9941
Assistant Athletics Communications Director Secondary Football	Claire Kramer	ckramer@nd.edu c - 913-952-6454
Assistant Athletics Communications Director Tertiary Football	Matt Paras	mparas1@nd.edu c - 401-215-5656



**Katy Lonergan**



**Claire Kramer**



**Matt Paras**

## BRIAN KELLY WEEKLY AVAILABILITY

Monday	Weekly press conference	Noon ET Zoom Video/Transcript available on und.com
Thursday	Late Week Game Preview	Noon ET Zoom Video/Transcript available on und.com
Saturday	Post game press conference	Zoom Video/Transcript available on und.com

## STUDENT-ATHLETE WEEKLY AVAILABILITY

Monday	Post Practice Interviews	Approximately 6:30 p.m. ET Zoom Video/Transcript available on und.com
Saturday	Post Game Interviews	Zoom Video/Transcript available on und.com

## MEDIA INFORMATION

### GAME CREDENTIALS

- All requests for working press and broadcast credentials for Notre Dame's 2020 home football games must be made through the online credential form at [UND.com/credentials](http://UND.com/credentials). Due to University/ACC health and safety guidelines, no photographers or videographers will be credentialed to Notre Dame Football games during the 2020 season. If you have any questions with the application, please email Aaron Horvath at [Ahorvat3@nd.edu](mailto:Ahorvat3@nd.edu).

### CREDENTIAL DISTRIBUTION

- Media credentials will neither be mailed nor will be available for early pickup. Credentials will ONLY be distributed on game day at the Hammes Auditorium (the Joyce Center's basketball interview room, located between Gates 1 and 2). A government-issued ID is required for pickup and each individual must claim only his/her own pass.

### PARKING

- Parking passes will be electronic for the 2020 season. All media members attending this season will have a parking pass for an assigned lot near the stadium.

### BRIAN KELLY AVAILABILITY

- Dick Corbett Head Football Coach Brian Kelly will conduct a weekly press conference at noon ET each Monday via zoom. The 30-minute weekly conference will serve as a recap to the previous game and also previews the upcoming game. He will also address the media for a 15-minute update each Thursday at Noon via zoom. To obtain the links, media members should contact assistant athletic director, football communications Katy Lonergan at [klonger2@nd.edu](mailto:klonger2@nd.edu).

### STUDENT-ATHLETE INTERVIEWS

- Interviews with student-athletes will occur on Tuesdays after practice during each game week via zoom. Election week, interviews will be conducted Monday. Interview requests for student-athletes must be submitted to Katy Lonergan and Claire Kramer by Noon ET the Sunday before the proposed interview. Media are not permitted to directly contact student-athletes or coaches to arrange interviews.

### POST-GAME INTERVIEWS

- Post-game interviews for both head coaches and Notre Dame players will be held over zoom. Requests for student-athlete interviews should be submitted by the eight-minute mark of the fourth quarter to Aaron Horvath, located in the press box or available by email at [Ahorvat3@nd.edu](mailto:Ahorvat3@nd.edu). Transcripts from both head coaches' pressers will be available approximately 60 minutes following the conclusion of their post-game comments.

### STATISTICAL SERVICES

- All media members will be provided with access to game notes via [UND.com](http://UND.com). At the quarter breaks and halftime, quickie stats and drive charts will be distributed via email. Following the game, a complete post-game statistics package will be distributed via email and will contain a scoring summary, final team statistics, final individual statistics, complete play-by-play, drive charts for both halves, halftime statistics, defensive statistics, substitution chart, post-game quotes from both head coaches and players and post-game notes. Live in-game statistics will be available via StatBroadcast.
- Following each Notre Dame home game, the athletic communications office will be happy to email whatever information media members need to their respective agencies. Please ask any member of the athletic communications staff for assistance on this matter.

### COLLEGEPRESSBOX.COM

- CollegePressBox.com has Notre Dame contact information, weekly team and opponent game notes, stats, depth charts and complete final game books along with complete media guide, spring guide, a complete listing of beat reporters, radio broadcasters, television stations and much, much more. Log on with username and password obtained through Katy Lonergan or the Football Writers Association of America.

### UND.COM/PRESSBOX

- All Notre Dame football information is available on the official athletics department website of the University of Notre Dame, [UND.com](http://UND.com). Game notes, depth chart, biographies of players and coaches, transcripts of press conferences, video archives of interview sessions, special features and more can all be found at [UND.com](http://UND.com).



## ALPHABETICAL ROSTER

## GAME SEVEN - CLEMSON TIGERS | 3

No.	Name	Pos.	Ht.	Wt.	Cl.	Elg.	Hometown/High School
22	Kendall Abdur-Rahman	WR	5-11 ½	190	So.	4	Edwardsville, IL/Edwardsville
57	Jayson Ademilola	DL	6-3	279	Jr.	2	Jackson, NJ/St. Peter's Prep
19	Justin Ademilola	DL	6-1 ¾	248	Jr.	3	Jackson, NJ/St. Peter's Prep
23	Litchfield Ajavon	S	6-0 ½	198	So.	4	Baltimore, MD/Episcopal
26	Leo Albano	WR	6-1	219	Jr.	3	Charleston, SC/Bishop England
8	Jafar Armstrong	WR	6-0 ¾	220	Sr.	2	Lee's Summit, MO/Bishop Miege
4	Kevin Austin Jr.	WR	6-2	215	Jr.	3	Ft. Lauderdale, FL/North Broward Prep
79	Tosh Baker	OL	6-8	300	Fr.	4	Scottsdale, AZ/Pinnacle
69	Aaron Banks	OL	6-5 ¾	330	Sr.	2	Alameda, CA/Ei Cerrito
52	Bo Bauer	LB	6-2 ¾	230	Jr.	2	Harborcreek, PA/Cathedral Prep
84	Kevin Bauman	TE	6-4 ½	240	Fr.	4	Red Bank, NJ/Red Bank Catholic
27	JD Bertrand	LB	6-1	228	So.	4	Alpharetta, GA/Blessed Trinity
12	Ian Book	QB	6-0 ½	206	Gr.	1	El Dorado Hills, CA/Oak Ridge
17	Jordan Botelho	DL	6-2 ½	248	Fr.	4	Honolulu, HI/Saint Louis
28	TaRiq Bracy	CB	5-10 ½	180	Jr.	2	Milpitas, CA/Milpitas
19	Jay Broublett	P	6-1 ½	193	So.	3	Tuscaloosa, AL/Hillcrest
12	DJ Brown	S	6-0 ¾	194	Jr.	3	Annapolis, MD/St. John's College
81	Jay Brunelle	WR	6-1 ½	199	Fr.	4	Paxton, MA/Saint John's
17	Cole Capen	QB	6-4 ½	227	Jr.	3	Yorba Linda, CA/Orange Lutheran
68	Michael Carmody	OL	6-5 ½	300	Fr.	4	Mars, PA/Mars Area
14	J.D. Carney	QB	5-10	180	Sr.	2	San Diego, CA/Cathedral Catholic
77	Quinn Carroll	OL	6-6 ¾	306	So.	4	Edina, MN/Edina
7	Brendon Clark	QB	6-1 ¾	212	So.	4	Midlothian, VA/Manchester
37	Henry Cook	WR	5-10	175	Fr.	4	Shaker Heights, OH/St. Ignatius
52	Zeke Correll	OL	6-3	295	So.	4	Cincinnati, OH/Anderson
20	Shaun Crawford	S	5-9 ½	180	Gr.	1	Lakewood, OH/St. Edward
56	Howard Cross III	DL	6-0 ¾	275	So.	3	Paramus, NJ/Saint Joseph Regional
3	Avery Davis	WR	5-11	202	Sr.	2	Cedar Hill, TX/Cedar Hill
56	John Dirksen	OL	6-5 ½	306	Jr.	3	Maria Stein, OH/Marion Local
39	Jonathan Doerer	K/P	6-3	197	Sr.	1	Charlotte, NC/South Mecklenburg
98	Alexander Ehrensberger	DL	6-6 ¾	252	Fr.	4	Dusseldorf, Germany/Theodor-Fliedner
74	Liam Eichenberg	OL	6-6 ¾	302	Gr.	1	Cleveland, OH/Saint Ignatius
28	Griffin Eifer	WR	6-0 ½	195	Fr.	4	Fort Wayne, IN/Bishop Dwenger
16	Cameron Ekanayake	RB	6-0	200	Sr.	2	Niles, MI/Edwardsburg
34	Osita Ekwonu	LB	6-0 ¾	236	So.	4	Charlotte, NC/Providence Day School
20	C'Bo Flemister	RB	5-11 ¼	201	Jr.	3	Williamson, GA/Pike County
7	Isaiah Foskey	DL	6-4 ¾	257	So.	4	Antioch, CA/De La Salle
94	Giovanni Ghilotti	DL	6-2 ¾	224	Fr.	4	Greenbrae, CA/Marin Catholic
76	Dillan Gibbons	OL	6-4	309	Sr.	2	Clearwater, FL/Clearwater Central Catholic
38	Dawson Goepferich	K/P	6-2	200	Gr.	1	Holt, MO/Kearney/Brown
50	Reed Gregory	LB	6-0	210	Sr.	2	Morristown, NJ/Delbarton
3	Houston Griffith	S	5-11 ¾	204	Jr.	2	Chicago, IL/IMG Academy (FL)
61	Colin Grunhard	C	6-0 ½	290	Sr.	1	Mission, KS/Bishop Miege
72	Robert Hainsey	OL	6-4 ¾	290	Sr.	1	Pittsburgh, PA/IMG Academy (FL)
14	Kyle Hamilton	S	6-4	219	So.	3	Atlanta, GA/Marist School
5	Cam Hart	CB	6-2 ½	207	So.	4	Baltimore, MD/Good Counsel
9	Daelin Hayes	DL	6-3 ¾	258	Gr.	1	Belleville, MI/Skyline
93	Zane Heemsoth	DL	6-5	240	So.	4	Elmhurst, IL/York
11	Ramon Henderson	CB	6-1	189	Fr.	4	Bakersfield, CA/Liberty
49	Jack Henige	TE	6-5	238	Sr.	2	Hinsdale, IL/Fenwick
41	Kurt Hinish	DL	6-1 ¾	296	Sr.	1	Pittsburgh, PA/Central Catholic
15	Jordan Johnson	WR	6-1 ¾	195	Fr.	4	St. Louis, MO/Desmet Jesuit
80	Micah Jones	WR	6-4 ½	219	Jr.	3	Gurnee, IL/Warren
92	Aidan Keanaaina	DL	6-3	312	Fr.	4	Brighton, CO/J.K. Mullen
27	Chase Ketterer	QB	5-11 ¾	194	Fr.	4	New Carlisle, IN/New Prairie
13	Lawrence Keys III	WR	5-10 ¾	173	Jr.	3	New Orleans, LA/McDonogh 35

No.	Name	Pos.	Ht.	Wt.	Cl.	Elg.	Hometown/High School
24	Jack Kiser	LB	6-1 ¾	227	So.	4	Royal Center, IN/Pioneer
78	Tommy Kraemer	OL	6-5 ¾	317	Gr.	1	Cincinnati, OH/Elder
73	Andrew Kristofic	OL	6-5 ¼	292	So.	4	Gibsonia, PA/Pine-Richland
54	Jacob Lacey	DL	6-1 ¾	293	So.	3	Bowling Green, KY/South Warren
31	Jack Lamb	LB	6-3 ¾	230	Jr.	3	Temecula, CA/Great Oak
0	Braden Lenzy	WR	5-11 ¾	181	Jr.	3	Tigard, OR/Tigard Senior
98	Harrison Leonard	K/P	5-10 ¾	196	So.	4	Jamestown, RI/Avon Old Farms School
26	Clarence Lewis	DB	5-11 ½	192	Fr.	4	Edison, NJ/Mater Dei
48	Xavier Lezynski	TE	6-1 ¾	213	Gr.	2	Newtown, PA/Notre Dame (NJ)
35	Marist Liufau	LB	6-2 ¾	226	So.	4	Kalihi, HI/Punahou
37	Chase Love	S	6-0 ¼	197	Jr.	2	Chicago Heights, IL/Marian Catholic
75	Josh Lugg	OL	6-6 ¾	310	Sr.	2	Wexford, PA/North Allegheny Senior
25	John Mahoney	S	6-0	207	Sr.	2	West Des Moines, IA/Valley
43	Greg Mailey	WR	6-1	206	Jr.	3	Hudson, OH/Hudson
87	Michael Mayer	TE	6-4 ½	249	Fr.	4	Independence, KY/Covington Catholic
4	Nick McCloud	CB	6-0 ½	192	Gr.	1	Rock Hill, SC/South Pointe
88	Javon McKinley	WR	6-2	215	Gr.	1	Corona, CA/Centennial
99	Rylie Mills	DL	6-5 ½	273	Fr.	4	Lake Bluff, IL/Lake Forest
13	Paul Moala	LB	5-11 ½	224	Jr.	2	Mishawaka, IN/Penn
53	Quinn Murphy	OL	6-5 ¼	308	So.	4	Duxbury, MA/Duxbury
21	Caleb Offord	CB	6-1	184	Fr.	4	Southaven, MS/Southaven
29	Ovie Oghoufo	DL	6-3	240	Jr.	3	Lathrup Village, MI/Harrison
91	Adetokunbo Ogundeji	DL	6-4 ¾	268	Gr.	1	West Bloomfield, MI/Walled Lake Central
18	Nana Osafo-Mensah	DL	6-3 ¾	249	So.	4	Fort Worth, TX/Nolan Catholic
6	Jeremiah Owusu-Koramoah	LB	6-1 ½	215	Sr.	2	Hampton, VA/Bethel
55	Jarrett Patterson	OL	6-4 ½	305	Jr.	3	Laguna Hills, CA/Mission Viejo
44	Alex Peitsch	LS	6-1 ½	208	Fr.	4	Ellicott City, MD/St. John's College
32	Patrick Pelini	S	6-1	190	Sr.	2	Youngstown, OH/Cardinal Mooney
10	Isaiah Pryor	DB	6-1 ½	204	Gr.	2	Lawrenceville, GA/Archer/Ohio State
10	Drew Pyne	QB	5-11 ½	194	Fr.	4	New Canaan, CT/New Canaan
46	Axel Raarup	LS	6-0 ½	202	Jr.	2	Mendota Heights, MN/St. Thomas Academy
86	Conor Ratigan	WR	5-11 ¾	179	So.	4	Granger, IN/St. Joseph
30	Jake Rittman	P	6-2 ¾	197	Jr.	3	Lawrence, KS/Free State
15	Isaiah Rutherford	CB	6-0 ½	193	So.	4	Sacramento, CA/Jesuit
32	Matt Salerno	WR	6-0 ¾	196	Jr.	3	Valencia, CA/Crespi Carmelite
36	Eddie Scheidler	S	5-9 ½	184	So.	417	Lake Forest, IL/Lake Forest
83	Charlie Selna	TE	6-6 ¾	240	Fr.	4	Atherton, CA/Sacred Heart Prep
64	Max Siegel II	OL	6-1 ¾	285	Jr.	3	Fishers, IN/Bruebeuf Jesuit
33	Shayne Simon	LB	6-2 ¾	230	Jr.	2	West Orange, NJ/St. Peter's Prep
11	Ben Skowronek	WR	6-2 ¾	220	Gr.	1	Fort Wayne, IN/Homestead/Northwestern
70	Hunter Spears	OL	6-3 ¾	304	So.	4	Garland, TX/Sachse
95	Myron Tagovailoa-Amosa	DL	6-2 ½	282	Sr.	2	Ewa Beach, HI/Kapole
85	George Takacs	TE	6-6	245	Jr.	3	Naples, FL/Gulf Coast
43	Marcus Thorne	CB	6-0 ¾	199	Jr.	3	Washington, IN/Washington
24	Tommy Tremble	TE	6-4	248	Jr.	3	Johns Creek, GA/Wesleyan
25	Chris Tyree	RB	5-9 ½	188	Fr.	4	Chester, VA/Thomas Dale
30	Chris Velotta	S	5-8 ¾	194	So.	4	Cleveland, OH/St. Ignatius
65	Michael Vinson	LS	6-2	226	Jr.	3	Winnetka, IL/New Trier
16	KJ Wallace	S	5-10 ¼	189	So.	4	Atlanta, GA/The Lovett School
82	Xavier Watts	WR	5-11 ¾	199	Fr.	4	Omaha, NE/Harry A. Burke
40	Drew White	LB	6-0 ¼	227	Sr.	2	Boca Raton, FL/St. Thomas Aquinas
62	Brennan Wicks	OL	6-5	280	Fr.	4	Forestville, MD/Bishop McNamara
18	Joe Wilkins Jr.	WR	6-1 ½	190	Jr.	3	North Fort Myers, FL/North Fort Myers
23	Kyren Williams	RB	5-9	195	So.	4	St. Louis, MO/St. John Vianney
89	Brock Wright	TE	6-4 ½	255	Sr.	1	Cypress, TX/Cy-Fair

Note: Class years are academic enrollment; Eligibility is seasons remaining entering year (all listed for fall of 2020)

Kendall Abdur-Rahman	ab-DUR RAH-men	Jonathan Doerer	DOOR-er
Jayson Ademilola	add-ah-ME-oh-la	Liam Eichenberg	ike-EN-burg
Justin Ademilola	add-ah-ME-oh-la	Alex Ehrensberger	Air-ens-ber-ger
Litchfield Ajavon	adge-AH-von	Cameron Ekanayake	eck-uh-NY-uh-kuh
Leo Albano	al-BAHN-o	Osita Ekwonu	oh-SEE-tuh e-KWAN-ooo
Kevin Bauman	Bow-man	C'Bo Flemister	SEE-bo
TaRiq Bracy	tuh-Rlque	Dawson Goepferich	Gah-frich
Jay Brunelle	Brew-nell	Daelin Hayes	DAY-lin
Cole Capen	Cape-un	Ramon Henderson	RAH-moan
Zeke Correll	Core-ell	Jack Henige	Hen-uh-gee

Kurt Hinish	HI-nish	Adetokunbo Ogundeji	"ah-DAY"O-gun-day-gee
Isaiah Foskey	Foss key	Nana Osafo-Mensah	nah-nah oh-SAH-fō MEN-suh
Giovanni Ghilotti	Gio-vahnni Juh-lot-ee	Jeremiah Owusu-Koramoah	oh-WOO-sue COR-ah-MO-uh
Aidan Keanaaina	Kay-aw-nah-eye-nah	Alex Peitsch	Pie-tsuh
Andrew Kristofic	kris-TAH-fik	George Takacs	tak-ISS
Marist Liufau	lee-UH-fow	Myron Tagovailoa-Amosa	tounge-uh-vai-LO-uah uh-MOE-suh
Michael Mayer	Mayor		
Javon McKinley	ja-VON		
Paul Moala	mo-ALA		
Ovie Oghoufo	uh-GO-fu		



No.	Name	Pos.	Ht.	Wt.	Cl.	Elg.	Hometown/High School
0	Braden Lenzy	WR	5-11 ¾	181	Jr.	3	Tigard, OR/Tigard Senior
3	Avery Davis	WR	5-11	202	Sr.	2	Cedar Hill, TX/Cedar Hill
3	Houston Griffith	S	5-11 ¾	204	Jr.	2	Chicago, IL/IMG Academy (FL)
4	Kevin Austin Jr.	WR	6-2	215	Jr.	3	Ft. Lauderdale, FL/North Broward Prep
4	Nick McCloud	CB	6-0 ½	192	Gr.	1	Rock Hill, SC/South Pointe/NC State
5	Cam Hart	CB	6-2 ½	207	So.	4	Baltimore, MD/Good Counsel
6	Jeremiah Owusu-Koramoah	LB	6-1 ½	215	Sr.	2	Hampton, VA/Bethel
7	Brendon Clark	QB	6-1 ½	212	So.	4	Midlothian, VA/Manchester
7	Isaiah Foskey	DL	6-4 ¾	257	So.	4	Antioch, CA/De La Salle
8	Jafar Armstrong	WR	6-0 ¾	220	Sr.	2	Lee's Summit, MO/Bishop Miege
9	Daelin Hayes	DL	6-3 ¾	258	Gr.	1	Belleville, MI/Skyline
10	Isaiah Pryor	S	6-1 ½	204	Gr.	2	Lawrenceville, GA/Archer/Ohio State
10	Drew Pyne	QB	5-11 ½	194	Fr.	4	New Canaan, CT/New Canaan
11	Ramon Henderson	CB	6-1	189	Fr.	4	Bakersfield, CA/Liberty
11	Ben Skowronek	WR	6-2 ¾	220	Gr.	1	Fort Wayne, IN/Homestead/Northwestern
12	Ian Book	QB	6-0 ½	206	Gr.	1	El Dorado Hills, CA/Oak Ridge
12	JD Brown	S	6-0 ¾	194	Jr.	3	Annapolis, MD/St. John's College
13	Lawrence Keys III	WR	5-10 ¾	173	Jr.	3	New Orleans, LA/McDonogh 35
13	Paul Moala	LB	5-11 ½	224	Jr.	2	Mishawaka, IN/Penn
14	J.D. Carney	QB	5-10	180	Sr.	2	San Diego, CA/Cathedral Catholic
14	Kyle Hamilton	S	6-4	219	So.	3	Atlanta, GA/Marist School
15	Jordan Johnson	WR	6-1 ½	195	Fr.	4	St. Louis, MO/Desmet Jesuit
15	Isaiah Rutherford	CB	6-0 ½	193	So.	4	Sacramento, CA/Jesuit
16	Cameron Ekanayake	RB	6-0	200	Sr.	2	Niles, MI/Edwardsburg
16	KJ Wallace	S	5-10 ¼	189	So.	4	Atlanta, GA/The Lovett School
17	Jordan Botelho	DL	6-2 ½	248	Fr.	4	Honolulu, HI/Saint Louis
17	Cole Capen	QB	6-4 ½	227	Jr.	3	Yorba Linda, CA/Orange Lutheran
18	Nana Osafo-Mensah	DL	6-3 ¾	249	So.	4	Fort Worth, TX/Nolan Catholic
18	Joe Wilkins Jr.	WR	6-1 ½	190	Jr.	3	North Fort Myers, FL/North Fort Myers
19	Justin Ademilola	DL	6-1 ¾	248	Jr.	3	Jackson, NJ/St. Peter's Prep
19	Jay Bramblett	P	6-1 ½	193	So.	3	Tuscaloosa, AL/Hillcrest
20	Shaun Crawford	S	5-9 ¾	180	Gr.	1	Lakewood, OH/St. Edward
20	C'Bo Flemister	RB	5-11 ¼	201	Jr.	3	Williamson, GA/Pike County
21	Caleb Offord	CB	6-1	184	Fr.	4	Southaven, MS/Southaven
22	Kendall Abdur-Rahman	WR	5-11 ½	190	So.	4	Edwardsville, IL/Edwardsville
23	Litchfield Ajavon	S	6-0 ½	198	So.	4	Baltimore, MD/Episcopal
23	Kyren Williams	RB	5-9	195	So.	4	St. Louis, MO/St. John Vianney
24	Jack Kiser	LB	6-1 ½	227	So.	4	Royal Center, IN/Pioneer
24	Tommy Tremble	TE	6-4	248	Jr.	3	Johns Creek, GA/Wesleyan
25	Chris Tyree	RB	5-9 ½	188	Fr.	4	Chester, VA/Thomas Dale
25	John Mahoney	S	6-0	207	Sr.	2	West Des Moines, IA/Valley
26	Leo Albano	WR	6-1	219	Jr.	3	Charleston, SC/Bishop England
26	Clarence Lewis	CB	5-11 ½	192	Fr.	4	Edison, NJ/Mater Dei
27	JD Bertrand	LB	6-1	228	So.	4	Alpharetta, GA/Blessed Trinity
27	Chase Ketterer	QB	5-11 ¾	194	Fr.	4	New Carlisle, IN/New Prairie
28	TaRiq Bracy	CB	5-10 ¾	180	Jr.	2	Milpitas, CA/Milpitas
28	Griffin Eifert	WR	6-0 ½	195	Fr.	4	Fort Wayne, IN/Bishop Dwenger
29	Ovie Oghoufo	DL	6-3	240	Jr.	3	Lathrup Village, MI/Harrison
30	Jake Rittman	P	6-2 ¼	197	Jr.	3	Lawrence, KS/Free State
30	Chris Velotta	S	5-8 ¾	194	So.	4	Cleveland, OH/St. Ignatius
31	Jack Lamb	LB	6-3 ¾	230	Jr.	3	Temecula, CA/Great Oak
32	Patrick Pelini	S	6-1	190	Sr.	2	Youngstown, OH/Cardinal Mooney
32	Matt Salerno	WR	6-0 ¾	196	Jr.	3	Valencia, CA/Crespi Carmelite
33	Shayne Simon	LB	6-2 ¾	230	Jr.	2	West Orange, NJ/St. Peter's Prep
34	Osita Ekwonu	LB	6-0 ¾	236	So.	4	Charlotte, NC/Providence Day School
35	Marist Liufau	LB	6-2 ¼	226	So.	4	Kalihi, HI/Punahou

No.	Name	Pos.	Ht.	Wt.	Cl.	Elg.	Hometown/High School
36	Eddie Scheidler	S	5-9 ½	184	So.	4	Lake Forest, IL/Lake Forest
37	Henry Cook	WR	5-10	175	Fr.	4	Shaker Heights, OH/St. Ignatius
37	Chase Love	S	6-0 ¼	197	Jr.	2	Chicago Heights, IL/Marian Catholic
38	Dawson Goepferich	K/P	6-2	200	Gr.	1	Holt, MO/Kearney/Brown
39	Jonathan Doerer	K/P	6-3	197	Sr.	1	Charlotte, NC/South Mecklenburg
40	Drew White	LB	6-0 ¼	227	Sr.	2	Boca Raton, FL/St. Thomas Aquinas
41	Kurt Hinish	DL	6-1 ¾	296	Sr.	1	Pittsburgh, PA/Central Catholic
43	Greg Mailey	WR	6-1	203	Jr.	3	Hudson, OH/Hudson
43	Marcus Thorne	CB	6-0 ¾	199	Jr.	3	Washington, IN/Washington
44	Alex Peitsch	LS	6-1 ½	208	Fr.	4	Ellicott City, MD/St. John's College
46	Axel Raarup	LS	6-0 ½	202	Jr.	2	Mendota Heights, MN/St. Thomas Academy
48	Xavier Lezynski	TE	6-1 ¾	213	Gr.	2	Newtown, NJ/Notre Dame (NJ)
49	Jack Henige	TE	6-5	238	Sr.	2	Hinsdale, IL/Fenwick
50	Reed Gregory	LB	6-0	210	Sr.	2	Morristown, NJ/Delbarton
52	Bo Bauer	LB	6-2 ¾	230	Jr.	2	Harborcreek, PA/Cathedral Prep
52	Zeke Correll	OL	6-3	295	So.	4	Cincinnati, OH/Anderson
53	Quinn Murphy	OL	6-5 ¼	308	So.	4	Duxbury, MA/Duxbury
54	Jacob Lacey	DL	6-1 ¾	293	So.	3	Bowling Green, KY/South Warren
55	Jarrett Patterson	OL	6-4 ½	305	Jr.	3	Laguna Hills, CA/Mission Viejo
56	Howard Cross III	DL	6-0 ¾	275	So.	3	Paramus, NJ/Saint Joseph Regional
56	John Dirksen	OL	6-5 ¾	306	Jr.	3	Maria Stein, OH/Marion Local
57	Jayson Ademilola	DL	6-3	279	Jr.	2	Jackson, NJ/St. Peter's Prep
61	Colin Grunhard	C	6-0 ½	290	Sr.	1	Mission, KS/Bishop Miege
62	Brennan Wicks	OL	6-5	280	Fr.	4	Forestville, MD/Bishop McNamara
64	Max Siegel II	OL	6-1 ¾	285	Jr.	3	Fishers, IN/Brebeuf Jesuit
65	Michael Vinson	LS	6-2	226	Jr.	3	Winnetka, IL/New Trier
68	Michael Carmody	OL	6-5 ½	300	Fr.	4	Mars, PA/Mars Area
69	Aaron Banks	OL	6-5 ¾	330	Sr.	2	Alameda, CA/El Cerrito
70	Hunter Spears	OL	6-3 ¾	304	So.	4	Garland, TX/Sachse
72	Robert Hainsey	OL	6-4 ¾	290	Sr.	1	Pittsburgh, PA/IMG Academy (FL)
73	Andrew Kristofic	OL	6-5 ¼	292	So.	4	Gibsonia, PA/Pine-Richland
74	Liam Eichenberg	OL	6-6 ¾	302	Gr.	1	Cleveland, OH/Saint Ignatius
75	Josh Lugg	OL	6-6 ¾	310	Sr.	2	Wexford, PA/North Allegheny Senior
76	Dillan Gibbons	OL	6-4	309	Sr.	2	Clearwater, FL/Clearwater Central Catholic
77	Quinn Carroll	OL	6-6 ¾	306	So.	4	Edina, MN/Edina
78	Tommy Kraemer	OL	6-5 ¾	317	Gr.	1	Cincinnati, OH/Elder
79	Tosh Baker	OL	6-8	300	Fr.	4	Scottsdale, AZ/Pinnacle
80	Micha Jones	WR	6-4 ½	219	Jr.	3	Gurnee, IL/Warren
81	Jay Brunelle	WR	6-1 ½	199	Fr.	4	Paxton, MA/Saint John's
82	Xavier Watts	WR	5-11 ¾	199	Fr.	4	Omaha, NE/Harry A. Burke
83	Charlie Selna	TE	6-6 ¾	240	Fr.	4	Atherton, CA/Sacred Heart Prep
84	Kevin Bauman	TE	6-4 ½	240	Fr.	4	Red Bank, NJ/Red Bank Catholic
85	George Takacs	TE	6-6	245	Jr.	3	Naples, FL/Gulf Coast
86	Conor Ratigan	WR	5-11 ¾	179	So.	4	Granger, IN/St. Joseph
87	Michael Mayer	TE	6-4 ½	249	Fr.	4	Independence, KY/Covington Catholic
88	Javon McKinley	WR	6-2	215	Gr.	1	Corona, CA/Centennial
89	Brock Wright	TE	6-4 ½	255	Sr.	1	Cypress, TX/Cy-Fair
91	Adetokunbo Ogundeji	DL	6-4 ¾	268	Gr.	1	West Bloomfield, MI/Walled Lake Central
92	Aidan Keanaaina	DL	6-3	312	Fr.	4	Brighton, CO/J.K. Mullen
93	Zane Heemsoth	DL	6-5	240	So.	4	Elmhurst, IL/York
94	Giovanni Ghilotti	DL	6-4 ¾	224	Fr.	4	Greenbrae, CA/Marin Catholic
95	Myron Tagovailoa-Amosa	DL	6-2 ½	282	Sr.	2	Ewa Beach, HI/Kapole
98	Alexander Ehrensberger	DL	6-6 ¾	252	Fr.	4	Dusseldorf, Germany/Theodor-Fliedner
98	Harrison Leonard	K/P	5-10 ¾	196	So.	4	Jamestown, RI/Avon Old Farms School
99	Rylie Mills	DL	6-5 ¾	273	Fr.	4	Lake Bluff, IL/Lake Forest

Note: Class years are academic enrollment; Eligibility is seasons remaining entering year (all listed for fall of 2020)

Kendall Abdur-Rahman	ab-DUR RAH-men	Jonathan Doerer	DOOR-er
Jayson Ademilola	add-ah-ME-oh-la	Liam Eichenberg	ike-EN-burg
Justin Ademilola	add-ah-ME-oh-la	Alex Ehrensberger	Air-ens-ber-ger
Litchfield Ajavon	adge-AH-von	Cameron Ekanayake	eck-uh-NY-uh-kuh
Leo Albano	al-BAHN-o	Osita Ekwonu	oh-SEE-tuh e-KWAN-ooo
Kevin Bauman	Bow-man	C'Bo Flemister	SEE-bo
TaRiq Bracy	tuh-Rlque	Dawson Goepferich	Gah-frich
Jay Brunelle	Brew-nell	Daelin Hayes	DAY-lin
Cole Capen	Cape-un	Ramon Henderson	RAH-moan
Zeke Correll	Core-ell	Jack Henige	Hen-uh-gee

Kurt Hinish	HI-nish	Adetokunbo Ogundeji	"ah-DAY"O-gun-day-gee
Isaiah Foskey	Foss key	Nana Osafo-Mensah	nah-nah oh-SAH-fo MEN-suh
Giovanni Ghilotti	Gio-vahnni Juh-lot-ee	Jeremiah Owusu-Koramoah	oh-WOO-sue COR-ah-MO-uh
Aidan Keanaaina	Kay-aw-nah-eye-nah	Alex Peitsch	Pie-tsuh
Andrew Kristofic	kris-TAH-fik	George Takacs	tak-ISS
Marist Liufau	lee-UH-fow	Myron Tagovailoa-Amosa	tounge-uh-vai-LO-uah uh-MOE-suh
Michael Mayer	Mayor		
Javon McKinley	ja-VON		
Paul Moala	mo-ALA		
Ovie Oghoufo	uh-GO-fu		



## NOTRE DAME OFFENSE

Pos.	No.	Name	Ht.	Wt.	Class	Elig.*
<b>WR</b>	11	Ben Skowronek	6-3	224	Gr.	1
	18	Joe Wilkins Jr.	6-1 ½	190	Jr.	3
<b>WR</b>	3	Avery Davis	5-11	202	Sr.	2
	18	Joe Wilkins Jr.	6-1 ½	190	Jr.	3
<b>LT</b>	74	Liam Eichenberg	6-6 ¾	302	Gr.	1
	73	Andrew Kristofic	6-5 ¼	292	So.	4
<b>LG</b>	69	Aaron Banks	6-5 ¾	330	Sr.	2
	76	Dillan Gibbons	6-4	309	Sr.	2
<b>C</b>	55	Jarrett Patterson	6-4 ½	305	Jr.	3
	52	Zeke Correll	6-3	295	So.	4
<b>RG</b>	78	Tommy Kraemer	6-5 ½	317	Gr.	1
	56	John Dirksen	6-5 ½	306	Jr.	3
<b>RT</b>	72	Robert Hainsey	6-4 ¾	290	Sr.	1
	75	Josh Lugg	6-6 ¾	310	Sr.	2
<b>TE</b>	89	Brock Wright	6-4 ½	255	Sr.	1
	24	Tommy Tremble	6-4	248	Jr.	3
<b>or</b>	85	George Takacs	6-6	245	Jr.	3
	87	Michael Mayer	6-5	235	Fr.	4
<b>WR</b>	88	Javon McKinley	6-2	215	Gr.	1
	8	Jafar Armstrong	6-0 ¾	220	Sr.	2
<b>QB</b>	12	Ian Book	6-0 ¾	206	Gr.	1
	7	Brendon Clark	6-1 ¾	212	So.	4
<b>RB</b>	23	Kyren Williams	5-9	194	So.	4
	25	Chris Tyree	5-9 ½	188	Fr.	4
<b>or</b>	20	C'Bo Flemister	5-11 ¼	201	Jr.	3

## NOTRE DAME DEFENSE

Pos.	No.	Name	Ht.	Wt.	Class	Elig.*
<b>DE</b>	9	Daelin Hayes	6-3 ¾	270	Gr.	1
	29	Ovie Oghoufo	6-3	240	Jr.	3
<b>or</b>	7	Isaiah Foskey	6-4 ¾	257	So.	4
<b>DT</b>	95	Myron Tagovailoa-Amosa	6-2 ½	282	Sr.	2
	57	Jayson Ademilola	6-3	279	Jr.	2
<b>NG</b>	41	Kurt Hinish	6-1 ¾	296	Sr.	1
	54	Jacob Lacey	6-1 ¾	293	So.	3
	56	Howard Cross III	6-0 ¾	275	So.	3
<b>DE</b>	91	Adetokunbo Ogundeji	6-4 ¾	268	Gr.	1
	19	Justin Ademilola	6-1 ¾	248	Jr.	3
<b>or</b>	7	Isaiah Foskey	6-4 ¾	257	So.	4
<b>BUCK</b>	33	Shayne Simon	6-2 ¾	230	Jr.	2
<b>or</b>	35	Marist Liufau	6-2 ¼	226	So.	4
<b>or</b>	24	Jack Kiser	6-1 ¾	227	So.	4
<b>MIKE</b>	40	Drew White	6-0 ¼	227	Sr.	2
	52	Bo Bauer	6-2 ¾	230	Jr.	2
<b>ROV</b>	6	Jeremiah Owusu-Koramoah	6-1 ½	215	Sr.	2
	10	Isaiah Pryor	6-1 ½	204	Gr.	2
<b>CB</b>	4	Nick McCloud	6-0 ½	192	Gr.	1
	5	Cam Hart	6-2 ½	207	So.	4
<b>FS</b>	14	Kyle Hamilton	6-4	219	So.	3
	12	DJ Brown	6-0 ¾	194	Jr.	3
<b>or</b>	10	Isaiah Pryor	6-1 ½	204	Gr.	2
<b>SS</b>	20	Shaun Crawford	5-9 ¾	180	Gr.	1
	3	Houston Griffith	5-11 ¾	204	Jr.	2
	16	KJ Wallace	5-10 ¼	189	So.	4
<b>CB</b>	28	TaRiq Bracy	5-10 ¾	180	Jr.	2
<b>or</b>	26	Clarence Lewis	5-11 ½	192	Fr.	4

## NOTRE DAME SPECIAL TEAMS

Pos.	No.	Name	Ht.	Wt.	Class	Elig.*
<b>KO</b>	39	Jonathan Doerer	6-3	197	Sr.	1
	38	Dawson Goepferich	6-2	200	Gr.	1
<b>PK</b>	39	Jonathan Doerer	6-3	197	Sr.	1
	38	Dawson Goepferich	6-2	200	Gr.	1
<b>P</b>	19	Jay Bramblett	6-1 ½	193	So.	3
	38	Dawson Goepferich	6-2	200	Gr.	1
<b>LS</b>	65	Michael Vinson	6-2	226	Jr.	3
	44	Alex Peitsch	6-1 ¾	208	Fr.	4

## NOTRE DAME SPECIAL TEAMS

Pos.	No.	Name	Ht.	Wt.	Class	Elig.*
<b>HLD</b>	19	Jay Bramblett	6-1 ½	193	So.	3
	14	J.D. Carney	5-10	180	Sr.	2
<b>PR</b>	32	Matt Salerno	6-0 ¾	196	Jr.	3
<b>or</b>	13	Lawrence Keys III	5-10 ¾	173	Jr.	3
<b>KR</b>	25	Chris Tyree	5-9 ½	188	Fr.	4
	8	Jafar Armstrong	6-0 ¾	220	Sr.	2

\*Indicates years of eligibility remaining entering the 2020 season (class indicates academic year)



## NOTRE DAME STADIUM

- In its 91st season as the home of Fighting Irish Football, Notre Dame boasts a 360-114-5 (.757) record in Notre Dame Stadium.



## HOME FIELD WIN STREAK

- Notre Dame has won 22-straight games at home dating back to Sept. 30, 2017, starting with a victory over Miami (Ohio) and extending to the 2020 win over Louisville (12-7).
- It continues the modern-era record for longest home winning streak for the Irish (28-straight from 1942-50). With the 52-0 shutout of South Florida, the Irish topped the previous modern streak of 19-straight from 1987-90. With Ohio State's first home win this season, Notre Dame is tied with the Buckeyes at 22 games.
- Clemson is the only other Power 5 program that boasts a home streak of more than 22 games:

School	Home Winning Streak
Clemson	27
<b>NOTRE DAME</b>	<b>22</b>
Ohio State	22

- The Irish completed an undefeated home slate for the second-consecutive season in 2019. Notre Dame had not achieved back-to-back undefeated home seasons since 1988-89.

## ATTENDANCE POLICIES

- Attendance at Notre Dame Football games in 2020 will be limited to 20 percent or less of Notre Dame Stadium's normal capacity. Priority will be given to Notre Dame Students, assuring that every student who wants to attend games will be able to do so. Once student demand has been met, the remaining tickets will be made available to Notre Dame Faculty and Staff.
- All attendees will be required to wear masks and practice physical distancing. Tailgating will not be permitted. Mobile ticketing will be used.

## 2020 CAPTAINS

- Dick Corbett Head Football Coach Brian Kelly announced five team captains for Notre Dame's 2020 football campaign this fall. They include returning 2019 captains QB Ian Book and OL Robert Hainsey, as well as first-time captains S Shaun Crawford, DL Daelin Hayes and DL Adetokunbo Ogundej.
- Book and Hainsey earn the role as rare two-time captains, just the 23rd and 24th Notre Dame players in the program's 131-season history to ever serve multiple seasons as a team captain. More than 200 players have served in the captain role for Irish Football.

## IRISH IN THE POLLS

- Through the Brian Kelly era (11 seasons), the Irish have been ranked in the AP Top 10 at least one week in each of the last seven seasons, and eight of the last nine.
- The Irish have been ranked in the AP Top 10 for their first game in November in five of the seven seasons of the College Football Playoff's existence, within striking distance of a playoff spot.
- The Irish have been ranked in the AP Top 10 for their first game in November in five of the seven seasons of the College Football Playoff's existence, within striking distance of a playoff spot.
- Notre Dame has been ranked in the AP Top 25 for 54-consecutive weeks, the longest such streak for the Irish since the 1994 season (124 weeks).

Notre Dame - Consecutive Weeks Appearing in the AP Poll	Seasons
124	1987-1994
97	1969-1975
75	1942-1950
<b>54</b>	<b>2017-2020</b>
46	1952-1956
41	1964-1967

- The 54-week run currently ranks fourth among all FBS active streaks, which do not include teams who were not listed in the initial AP polls at the beginning of the season (Big Ten and Pac-12).

Team	Weeks	Seasons
Alabama	205	2008-20
Clemson	94	2014-20
Georgia	58	2017-20
<b>NOTRE DAME</b>	<b>54</b>	<b>2017-20</b>
Florida	37	2018-20
Cincinnati	20	2019-20

## 2020, MAN

### WELCOME TO THE CLUB

- For the first time in the 132-year history of the Notre Dame Football Program, the Fighting Irish are playing the 2020 football season as members of the Atlantic Coast Conference (131 years were spent as an independent. The 132nd season is the first in the ACC). Each ACC squad will play 10 conference games, in addition to one non-conference matchup, to complete a modified 11-game schedule. The two squads with the best records will face off in the ACC Championship in December.
- In the ACC Preseason Order of Finish, the Irish were ranked second behind Clemson, who entered the season as the top-ranked team in the nation.
- In a partnership that began in 2014, Notre Dame and the ACC agreed to schedule the Irish to play, on average, five ACC opponents each season. Originally scheduled through the 2025 season, the games have now been scheduled through the 2037 campaign.
- Notre Dame is 28-7 (.800) against ACC opponents since the scheduling agreement began during the 2014 season, and including 2020 play as a conference member (See page 14 for complete list of games played under this agreement).

### TAKING ON THE BEST

- Notre Dame has played one Top 10 team at home in the Brian Kelly era, winning 38-17 over No. 7 Stanford (9/28/18).
- The last time the Irish hosted the No. 1 team in the country was in 2005 vs. Southern Cal (L, 31-34).
- Since the start of 2018, Notre Dame is 29-3 (.906). That rate ranks fourth among all teams who have made an appearance in the College Football Playoff since its inception in 2014.
- Among those teams, Notre Dame is one of just four teams that have totaled three or fewer losses since the beginning of 2018.

School	Record Since 2018	Win Pct.
Clemson	36-1	.973
Alabama	31-2	.939
Ohio State	28-2	.933
<b>NOTRE DAME</b>	<b>29-3</b>	<b>.906</b>
Oklahoma	28-6	.824
Georgia	27-6	.818
LSU	27-6	.818
Oregon	21-6	.778
Washington	18-9	.667
Michigan State	15-13	.536
Florida State	13-18	.419



## CLEMSON - THE LAST TIME

- December 29, 2018 - Notre Dame 3, Clemson 3: The University of Notre Dame football team's undefeated season came to an end, as the No. 3 Irish fell to No. 2 Clemson 30-3 in the College Football Playoff Semifinal at AT&T Stadium.
- Injuries and close calls seemed to fall against the Irish, as Notre Dame (12-1) saw three of its top defenders leave the field at points. Clemson (14-0) took advantage, outscoring the Irish 20-0 in the second quarter to create distance and while stifling Notre Dame's offensive attack.
- Safety **Alohi Gilman** provided a bright spot on the defensive side, setting the CFP record and tying the Notre Dame bowl record for tackles with 18. For the CFP mark, he surpassed the previous record of 15 set by Ohio State's Raekwon McMillan in the 2016 Fiesta Bowl, while he matched Rod Smith's 18 against Florida in the 1992 Sugar Bowl. Linebacker **Te'von Coney** recorded 16 tackles while linebacker **Drue Tranquill** accounted for 11.
- The Irish defense also recorded three sacks (one each by **Julian Okwara** and **Adetokunbo Ogundeji** and half-sacks for Coney and Tranquill), the second-most allowed by Clemson this season.

## SERIES HISTORY

### CLEMSON (1-3-0)

H: 0-1-0; A: 1-1-0; N: 0-1-0

Home/Away	Year	Score
Away	1977	ND 21, CU 17
Home	1979	ND 10, CU 16
Away	2015	ND 22, CU 24
CFP Semifinal	2018	ND 3, CU 30

## CLEMSON CONNECTIONS

- Two Notre Dame players hail from the state of South Carolina: **Nick McCloud** (Rock Hill) and **Leo Albano** (Charleston).
- Notre Dame DL **Ovie Oghoufo's** cousin is Clemson DT **Ruke Orhoro**.

## BOOK CLUB IN SESSION

- Graduate student quarterback **Ian Book's** return as the starter in 2020 marks the first time the Irish have entered a season with a quarterback boasting at least two seasons of majority of games started (23-of-26 games from 2018-19) since Jimmy Clausen in 2009 (22-of-25 games from 2007-08).
- Book is 26-3 (.897) as a starter, which ranks second nationally among all FBS quarterbacks (min. 20 wins), even as Book ranks 14th overall in total QB career starts (29). His 26 wins tie for fourth among all FBS quarterbacks.

Player	Team	QB Win Pct.
Trevor Lawrence	Clemson	96.9 (31-1)
<b>IAN BOOK</b>	<b>NOTRE DAME</b>	<b>89.7 (26-3)</b>
Zac Thomas	Appalachian State	87.1 (27-4)
Desmond Ridder	Cincinnati	86.7 (26-4)
McKenzie Milton	UCF	81.8 (27-6)
Brady White	Memphis	70.6 (24-10)
Shane Buechele	SMU	66.7 (26-13)
Kellen Mond	Texas A&M	66.7 (26-13)

- Book has completed 129-consecutive passes without an interception, the longest current streak in the ACC and fifth-longest among all FBS QBs. Only one Power 5 quarterback has a longer streak (Arizona State's Jayden Daniels, 157):

Player	Team	Consecutive completions w/o INT
Carson Strong	Nevada	230
Dillon Gabriel	UCF	166
Jayden Daniels	Arizona State	157
Tyrrell Pigrome	Western Kentucky	143
<b>IAN BOOK</b>	<b>NOTRE DAME</b>	<b>129</b>
Max Duggan	TCU	127
Kedon Slovis	Southern Cal	126

- Book's 129-consecutive passes without an interception are the seventh-longest such streak in Notre Dame quarterback history, topping Book's streak of 123 from 2019 (Georgia to Virginia Tech).

### THE CHAPTERS

- In the game at Georgia Tech, Book completed 18 passes for 199 yards and a touchdown, while also rushing for 46 yards. Three of his rushes resulted in first downs, and two of those first-down runs were 13 yards or longer.
- Book was named to the Davey O'Brien Great 8 List for his performance in the 45-3 road win over Pitt. Book completed 16 passes for 312 yards and three TDs with zero interceptions. His three passing touchdowns led all ACC quarterbacks that week, along with his TD pct. (10.0, min. 20 attempts). His 312 passing yards were the second-most in the conference that week, and his 173.7 rating was the second-highest in the ACC for the week.
- Book's three TD passes against Pitt ranked second among all Power 5 quarterbacks that week (just four other Power 5 quarterbacks threw three or more TD passes that week).

- Book's 73-yard touchdown pass to Ben Skowronek was the third-longest pass in the FBS that week and second-longest among ACC quarterbacks.
- Notre Dame posted 11 rushing first downs against the ACC's top-ranked rushing defense (Pitt), and Book was responsible for three of those first downs, including an 18-yard dash to later set up the 73-yard TD pass to Skowronek.
- In the win over Louisville, Book passed for 106 yards and rushed for 47, also fooling a Louisville defender to gain extra yardage on an impressive go-ahead touchdown run.
- In the 12-7 victory over Louisville, Book and the offense held the ball for 36:15, including an impressive 7:55, 57-yard drive to end the fourth quarter and preserve the win.
- Book quarterbacked ND to 554 yards of total offense in the 42-26 win over Florida State, the most for Notre Dame since 2019 vs. Bowling Green (573 yards).
- Book recorded three rushing touchdowns in the first half against South Florida - the second time in his career in which he has rushed for three touchdowns in a game (Wake Forest - 2018). He became the first quarterback in Notre Dame history (modern era) to rush for three touchdowns in a half, and his three TDs are still the ACC's single-game high (for
- In the 52-0 win over South Florida, Book completed 12-of-19 passes for 144 yards, also managing an offense that scored five rushing touchdowns, traveled 430 yards, posted zero turnovers and only punted twice.
- In the season opener vs. Duke, Book completed 19-of-31 passes, including a 75-yard long, for 236 yards and a touchdown. He also rushed for 12 yards. Book quarterbacked the Irish offense to five scoring drives, the first of which went 96 yards in 12 plays, to take the lead in the second quarter. It was the longest drive by the Irish since a 97-yard drive in the 30-27 home win over Southern Cal in 2019. Notre Dame also added an 83-yard touchdown drive later in the game.
- In all, the Irish offense outrushed (178-75), outpassed (263-259) and outgained (441-334) the Blue Devils, and were 3-4 in the redzone.

### IAN BOOK







## NATIONAL RANKINGS

## TEAM NATIONAL RANKINGS

\*Conference leader

## OFFENSE

- \*Third-down conversion pct.: Seventh (0.541)
- Total first downs: 18th (147)
- Passes had intercepted: 12th (1)
- Rushing offense: 11th (231.0)
- Turnovers lost: 20th (3)

## DEFENSE

- \*Third-down conversion defense: Fourth (0.244)
- \*Passing yards allowed: Ninth (173.5)
- Rushing defense: Eighth (93.7)
- \*Scoring defense: Fourth (10.3)
- \*Team passing efficiency - defense: Seventh (100.59)
- Team tackles for loss: 13th (8.3)
- \*Total defense: Sixth (267.2)

## SPECIAL TEAMS

- Blocked kicks: Eighth (2)
- Blocked punts: Third (2)

## TEAM

- \*Fewest penalties per game: 12th (4.17)
- \*Fewest penalty yards per game: 14th (37.17)
- \*Time of possession: Eighth (34:38)

## INDIVIDUAL NATIONAL RANKINGS

\*Conference leader

## QB Ian Book (Gr.)

- Points responsible for: 24th (72)

## DL Jordan Botelho (Fr.)

- \*Punt return TDs: Second (1)

## S Shaun Crawford (Gr.)

- Fumbles recovered: 24th (1)

## DL Isaiah Foskey (So.)

- \*Punt return TDs: Second (1)

## DL Ade Ogundeji (Gr.)

- Fumbles recovered: 24th (1)

## DL Myron Tagovailoa-Amosa (Sr.)

- Fumbles recovered: 24th (1)

## RB Chris Tyree (Fr.)

- Combined kick returns: 21st (236 yards)

## RB Kyren Williams (So.)

- Rushing TDs: 12th (7)
- Rushing yards: 12th (600)
- Rushing yards per game: 20th (100.0)
- Total touchdowns: 20th (7)

## 2020 BOOK RECORD WATCH

Record	Player	Leaders
300-Yard Passing Games (Career)	Ian Book	11 - Brady Quinn, 2003-06 10 - Jimmy Clausen, 2007-09 7 - Tommy Rees, 2010-13 <b>7 - Ian Book, 2016-</b>
Touchdown Passes (Career)	Ian Book	95 - Brady Quinn, 2003-06 <b>64 - Ian Book, 2016-</b> 61 - Tommy Rees, 2010-13 60 - Jimmy Clausen, 2007-09
Pass Completions (Career)	Ian Book	929 - Brady Quinn (2003-06) 695 - Jimmy Clausen (2007-09) 627 - Tommy Rees (2010-13) <b>592 - Ian Book, 2016-</b>
Passing Yards (Career)	Ian Book	11,762 - Brady Quinn, 2003-06 8,148 - Jimmy Clausen, 2007-09 7,670 - Tommy Rees, 2010-13 7,602 - Ron Powlus, 1994-97 <b>7,343 - Ian Book, 2016-</b>
Consecutive Games Completing a Pass (Career)	Ian Book	49 - Brady Quinn (12, 2003; 12, 2004; 12, 2005; 13, 2006) 43 - Ron Powlus (11, 1994; 10, 1995; 11, 1996; 11, 1997) 34 - Rick Mirer (11, 1990; 12, 1991; 11, 1992) 34 - Tom Clements (all 11 of 1972, all 11 of 1973 and all 12 of 1974) 34 - Ralph Guglielmi (4, 1951; 10, 1952; 10, 1953; 10, 1954) <b>33 - Ian Book, (4, 2017; 10, 2018; 13, 2019; 6, 2020)</b>
QB Rushing Yards (Career)	Ian Book	1,921 - Tony Rice (1987-89) <b>1,245 - Ian Book, 2016-</b>
Winning Percentage as a Starting QB	Ian Book	.932 - John Lujack, 1943, 1946-47 (20-1-1) .903 - Tony Rice, 1987-89 (28-3-0) <b>.897 - Ian Book, 2016-(26-3)</b>
Total Offense Yards (Career)	Ian Book	11,944 - Brady Quinn, 2003-06 <b>8,588 - Ian Book, 2016-</b>
Points Responsible For (Career)	Ian Book	606 - Brady Quinn, 2003-06 (6 rush TDs, 95 pass TDs) <b>462 - Ian Book, 2016- (13 rush TDs, 64 pass TDs)</b>
QB Rushing TDs (Career)	Ian Book	23 - Tony Rice, 1987-89 18 - DeShone Kizer, 2015-16 17 - Rick Mirer, 1989-92 16 - Brandon Wimbush, 2015-18 16 - Joe Theismann, 1968-70 16 - Terry Hanratty, 1966-68 15 - Paul Hornung, 1954-56 14 - Everett Golson, 2012, '14 14 - Joe Montana, 1975, 77-78 <b>13 - Ian Book, 2016-</b>

## HEADED FOR THE RECORD BOOKS

- With 26 attempts at Georgia Tech and zero interceptions, Book has now totaled 129-consecutive passes without an interception, the seventh-longest such streak in Notre Dame quarterback history. The streak also ranks first among all current ACC streaks and fifth among all current FBS runs. Previously, Book owned a streak of 123 in 2019 (Georgia to Virginia Tech - ninth-longest in ND records).
- With his three-yard rush early in the first quarter at Pitt, Book became just the second quarterback in Notre Dame history to eclipse the 8,000 total offensive yards plateau in his career - joining Brady Quinn '07 (11,944).
- Passing for 312 yards at Pitt, Book moved into a tie for third all-time in Irish QB history in career 300-yard passing games (7) with offensive coordinator Tommy Rees.
- With three TD passes at Pitt, Book moved into second place in Irish QB history for career touchdown passes (63), passing Rees (61).
- With his first completion of the game at Pitt, a 12-yard pass to TE Michael Mayer, Book moved into sole possession of third place all-time among Notre Dame quarterbacks in career pass completions (Book now totals 574-career completions). He was previously tied with associate athletics director for football Ron Powlus.
- With the win over Louisville, Book passed Rees to move into seventh all-time in program history in wins as a starting quarterback (Book now totals 25).
- Book upped his career rushing touchdown total to 13 with his scoring scamper vs. Louisville, one away from tying Joe Montana and Everett Golson (14). Book's 13 rushing TDs currently rank 10th all-time in Irish QB history.
- With his 47 yards rushing vs. Louisville, Book passed Brandon Wimbush (1,155) to move into second all-time in Notre Dame QB rushing yards with 1,159.
- Book moved ahead of Steve Beuerlein (6,527) when he passed for 201 yards vs. Florida State to rank fifth all-time in career passing yards. Book now boasts 7,144 yards.
- Book is the all-time leader among Irish QBs in career completion percentage, currently boasting a .631 completion rate. The closest Notre Dame quarterback in the category is Jimmy Clausen (2007-09) with .626.
- Book became the first Notre Dame quarterback with 2,500 passing yards, 500 rushing yards and 30 TD passes in a season with his 2019 regular-season. Jalen Hurts was the only other collegiate student-athlete to hit these marks in the 2019 regular season, while Trevor Lawrence and Sam Ehlinger joined the group, but not until the postseason. Since 2017, only Book, Hurts, Kyler Murray, JT Barrett and D'Eriq King have hit these marks in the regular season.
- In 2019, Book was named Notre Dame Offensive Player of the Year and earned spots on the Davey O'Brien Award Great 8 List three times and as the Manning Star of the Week twice. He finished the season 240-for-399 with 3,034 yards and 34 touchdowns, throwing just six INT. He also ran 112 times for 546 yards and four TDs.
- Just five players in the FBS were responsible for more points than Book's 222 (33 passing TDs, four rushing TDs) in the 2019 regular season.



## THE ACC

### 2020 ACC STANDINGS

	Team	ACC	Overall
1.	Clemson	6-0	7-0
	<b>NOTRE DAME</b>	<b>5-0</b>	<b>6-0</b>
3.	Miami	4-1	5-1
4.	North Carolina	4-2	4-2
	Virginia Tech	4-2	4-2
	NC State	4-2	4-2
7.	Wake Forest	3-2	4-2
8.	Boston College	3-3	4-3
9.	Pitt	2-4	3-4
	Virginia	2-4	2-4
	Georgia Tech	2-4	2-5
12.	Florida State	1-4	2-4
13.	Louisville	1-5	2-5
	Duke	1-5	2-5
	Syracuse	1-5	1-6

### INDIVIDUAL ACC RANKINGS

#### QB Ian Book

- Pass Efficiency: Fifth (144.0)
- **Single-game conference high:** Points scored (18 vs. South Florida)
- **Single-game conference high:** TDs & rushing TDs (3 vs. South Florida)

#### DL Jordan Botehlo

- **Single-game conference high:** punt return TDs (1 vs. South Florida)

#### S Shaun Crawford

- Passes Defended: T-20th (0.80 avg./game)

#### K/P Jonathan Doerer

- Scoring: T-Eighth (7.7 pts./game)
- Scoring (Kick): T-Fifth (7.7 pts./game)
- PAT Kicking Pct: **T-First** (100.0)
- Field Goal Pct: T-Fifth (77.8)
- Field Goals: Seventh (1.17 FG/game)

#### LB Osita Ekwonu

- **Single-game conference mark:** Second-most in conference: punt return yards (54 vs. South Florida)

#### DL Isaiah Foskey

- **Single-game conference high:** punt return TDs (1 at Pitt)

#### CB Nick McCloud

- Passes Defended: T-Seventh (1.00 avg./game)

#### LB Jeremiah Owusu-Koramoah

- Tackles for Loss: 19th (6.0 total)


## AND THE BASE KEEP RUNNIN'

### THE UNIT

- RBs Kyren Williams, C'Bo Flemister and Chris Tyree have each posted at least one 100-yard rushing game. Notre Dame is the only team in the ACC to have three different student-athletes mark a 100-yard rushing game this season, and no Power 5 team has more than Notre Dame's three.
- Irish running backs have reached the 100-yard mark five times this season, a figure which ranks second in the ACC.
- With a 127-yard performance by Williams vs. Louisville, it marked Notre Dame's fifth-consecutive game with a 100-yard rusher (beginning with Tony Jones Jr. in the 2019 Camping World Bowl). The last time the Irish strung together five-straight games with a 100-yard rusher was in 2017 (Miami - OH to Wake Forest).

### WHEN THERE'S A WILL[IAMS]

- RB Kyren Williams has reached the 100-yard rushing mark in three of six total games this season, the third-most individual 100-yard rushing performances in the ACC. Williams ranks fifth in the ACC in rushing yards per game, running for an average of 100.0 yards (600 yards so far this season). He ranks seventh in the ACC in all-purpose yards (130.0) per game.
- Williams' 486 yards in the first four games of a season was the best opening slate for an Irish RB since Dexter Williams in 2018 (512). Kyren Williams reached three 100-rushing yard performances in just four games, as did Dexter Williams, while it took Josh Adams five games to reach that mark in 2017.
- The academic sophomore (redshirt freshman) totaled 15 carries for 76 yards and two TDs at Georgia Tech, as well as two receptions for 24 yards. His two touchdowns marked his third multi-TD game of the season (previously vs. Duke, vs. Florida State). Williams was one of just five ACC players to rush for two or more touchdowns on the weekend, and the only freshman to reach the mark.
- Williams was responsible for seven of Notre Dame's 24 first downs at Georgia Tech, posting three plays of 10 or more yards, and two of 19 or more yards.
- In a grind game vs. Louisville, Williams showcased his power run ability, plowing for 127 rushing yards alone against a defense that had only allowed 156.8 rushing yards per game entering the matchup with the Irish.
- Williams shattered his previous career-high mark of 112 yards set vs. Duke in the season-opener, rushing for 185 yards on 19 carries vs. Florida State. His 185 rushing yards rank as the fifth-highest in a single game by any ACC player this season, and the most by any freshman or sophomore ACC player this season (Williams is an academic sophomore, a freshman in eligibility).
- Entering the game, Florida State allowed just 141.3 rushing yards per game. Williams surpassed that total on his own by more than 40 yards. His 185 yards vs. FSU still rank tied the ninth-most in a single game among FBS players this season, and the fourth-most in a single game that week



KYREN WILLIAMS



C'BO FLEMISTER



CHRIS TYREE

in the FBS. His total is also the highest for a Notre Dame player since 2018. Williams was responsible for 10 of Notre Dame's 15 rushing first-downs in that game.

- Williams posted 117 yards on five carries vs. Florida State, including runs of 65 and 46 yards, in the first quarter. The last time a Notre Dame player rushed for more yards on five or fewer carries was Josh Adams vs. Miami - OH in 2017 (151 yards).
- His 65-yard run in the first quarter vs. Florida State was the longest rush of his career, and his performance marked the second time this season (and in his career) he broke the 100-rushing-yard plateau.

## THE ACC, CONT.

## INDIVIDUAL ACC RANKINGS, Cont.

## WR Ben Skowronek

- Single-game conference high: Yards per catch (53.5 at Pitt)
- Single-game conference mark: Second-highest in conference: receiving TDs (2 at Pitt)

## DL Myron Tagovailoa-Amosa

- Fumbles Recovered: T-Seventh (0.20 avg./game)

## RB Chris Tyree

- Kick Return Avg.: Fourth (21.5 avg./game)
- Single-game conference mark: Second-highest in conference: kick returns (4 vs. Duke)

## RB Kyren Williams

- Rushing: Fifth (100.0 avg./game)
- Scoring (TDs): T-Fourth (7.0 pts./game)
- All Purpose: Seventh (130.0 avg./game)
- Single-game conference mark: Yards per catch (46.5 vs. Duke) - second in the ACC behind WR Ben Skowronek.

## TEAM ACC RANKINGS

- Scoring Defense: **First** (10.3 avg./game)
- Scoring Offense: Fifth (34.8)
- Total Offense: Fourth (437.2 avg./game)
- Total Defense: **First** (267.2 avg./game)
- Rushing Offense: Second (231.0 avg./game)
- Rushing Defense: Second (93.7 avg./game)
- Pass Defense: **First** (173.5 avg./game)
- Pass Efficiency: Fifth (141.3)
- Pass Defense Efficiency: **First** (100.6)
- Kickoff Returns: Fourth (22.7 avg.)
- Punt Return Avg: Second (13.0)
- Kickoff Coverage: Third (42.0 net/avg.)
- PAT Kicking: T-**First** (1.000 pct.)
- Sacks Against: T-**First** (11)
- Opponent First Downs: **First** (89 total)
- Third Down Conversions: **First** (54.8 pct.)
- Opponent Third-Down Conversions: **First** (24.4 pct.)
- Fourth-Down Conversions: Fifth (71.4 pct.)
- Opponent Fourth-Down Conversions: Third (41.7 pct.)
- Penalty yards: **First** (37.2 avg./game)
- Time of possession: **First** (34:38 avg./game)
- Red Zone Defense: **First** (72.7 opp. success rate)
- Single-game conference high: Rushing TDs (6 vs. South Florida)
- Single-game conference high: Punt return avg. (31.0 vs. South Florida)
- Single-game conference high: Punt return TDs (1 vs. South Florida and at Pitt)
- Single-game conference high: First downs by penalty (6 at Pitt)

- Williams exploded onto the scene in his first-career start vs. Duke, leading all FBS players in all-purpose yards (205) after rushing for 112 yards and tacking on 93 more in the air. His performance marked the first time an Irish player has reached the 90-yard plateau in both rushing and receiving in a single game since at least 1996.
- In the season-opener vs. Duke, the sophomore back averaged 5.9 yards-per-carry (12 carries) and rushed for two touchdowns, also accounting for two receptions that resulted in 91 yards-after-catch, including a career-high 75-yard reception on a screen pass to bring the Irish in the red zone. Williams the first Irish player to record two or more rushing touchdowns since Tony Jones Jr. had three against Virginia in 2019, and was awarded the game ball vs. Duke for his efforts.

## THE JET

- RB Chris Tyree surpassed the 100-yard mark for the first time in his young career, with 11 carries for 103 yards and boosted by a 45-yard touchdown run in the second quarter, vs. Florida State. Tyree was responsible for five of Notre Dame's 15 rushing first downs that day.
- His performance was the only 100-rushing yard performance by a true freshman in the ACC that week. On the season, only three ACC true freshmen have recorded 100-rushing yard games, including Tyree.
- Tyree scored his first-career touchdown vs. South Florida. He later would set a then-career mark for longest rush after scampering 31 yards in the second quarter.
- Tyree has also served four games in the kickoff return role for the Irish.

## SEeya, C'Bo

- RB C'Bo Flemister posted a career game vs. South Florida, rushing for a career-high 127 yards (13 carries) to go along with a rushing touchdown. His 31-yard run in the fourth quarter was the longest rush of his career, and his performance marked the first time he has broken the 100-rushing-yard plateau in his career.

## HANDS IN THE AIR

- WR Joe Wilkins Jr. caught the first touchdown pass of his career on an eight-yard dart from Book, completing Notre Dame's opening drive at Georgia Tech. Wilkins Jr.'s first-career reception came earlier this season when he hauled in a five-yard pass from Book in the final minute of the second quarter vs. Duke.
- WR Ben Skowronek posted a career game at Pitt, catching two passes for 107 yards and two touchdowns. Skowronek's two receiving TDs tied for the lead in the ACC that week, and his 107 yards were the third-most among all ACC players that week. His 53.5 yards per catch vs. Pittsburgh is the best mark of the season in the ACC thus far.
- Skowronek's 73-yard touchdown reception was the third-longest among all FBS players on the week, and the second-longest in the ACC.



JOE WILKINS JR.

- His 34-yard touchdown later in the game also ranked as the seventh-longest touchdown reception in the ACC on the week.
- WR Javon McKinley led the Irish in receptions and receiving yards vs. Florida State with five receptions for 107 yards, and was the first Irish receiver to reach the 100-yard plateau since Chase Claypool in the 2019 Camping World Bowl. McKinley surpassed his previous career-high in receiving yards (104) with the 38-yard reception in the third quarter vs. Florida State.
- The Book-McKinley connection was solid vs. FSU, as McKinley was Notre Dame's most successful receiver, while also matched up with Preseason All-ACC selection Florida State CB Asante Samuel for much of the evening.
- McKinley posted his first-career rush, a 15-yard run, in the third quarter vs. Louisville.
- On Notre Dame's opening drive vs. Louisville, WRs Kevin Austin Jr. (18-yard catch) and Skowronek (16-yard catch) each posted their first receptions of the season.

## HOLD TIGHT

- Often referenced as "Tight End U," every Notre Dame tight end who has started in the opening game of the season has been drafted, starting with Anthony Fasano in 2003.
- The Irish have started multiple tight ends in three of the four total games this season, also starting Brock Wright, Tommy Tremble and Michael Mayer all in the game vs. South Florida.
- Five tight ends have caught passes this season: Mayer (15-168, two TDs), Tremble (12-126), Wright (3-21), junior George Takacs (1-7) and freshman Kevin Bauman (1-5). Mayer leads all Irish offensive players in total receptions.



## HONORS &amp; AWARDS

**RB Jafar Armstrong (Sr.)**

- Phil Steele Preseason All-Independent Second Team

**OL Aaron Banks (Sr.)**

- Outland Trophy Watch List
- Preseason All-ACC Team
- Pro Football Focus Preseason All-ACC First Team
- Phil Steele Preseason All-Independent First Team

**QB Ian Book (Gr.)**

- Team Captain
- ACC Quarterback of the Week at Pitt (10/24)
- Davey O'Brien Award Great 8 List - Pitt
- Johnny Unitas Golden Arm Award Watch List
- Maxwell Trophy Watch List
- Davey O'Brien Award Watch List
- Manning Award Watch List
- CFPA National Performer of the Year Watch List
- Reese's Senior Bowl Top 250
- Phil Steele Preseason All-Independent First Team
- Pro Football Focus Preseason All-ACC Honorable Mention

**CB TaRiq Bracy (Jr.)**

- Pro Football Focus Team of the Week (Duke)

**P Jay Bramblett (So.)**

- Ray Guy Award Watch List

**S Shaun Crawford (Gr.)**

- Team Captain
- Gameball recipient: Louisville (10/17)

**K/P Jonathan Doerer (Sr.)**

- Groza Award Watch List
- Pro Football Focus Preseason All-ACC Second Team
- Phil Steele Preseason All-Independent First Team

**OL Liam Eichenberg (Gr.)**

- ACC Offensive Lineman of the Week at Pitt (10/24)
- Pro Football Focus Team of the Week vs. Louisville (10/17)
- Outland Trophy Watch List
- Reese's Senior Bowl Top 250
- Pro Football Focus Preseason All-ACC First Team
- Phil Steele Preseason All-America Fourth Team
- Phil Steele Preseason All-Independent First Team

**OL Robert Hainsey (Sr.)**

- Team Captain
- William V. Campbell Trophy Semifinalist
- Pro Football Focus Preseason All-ACC Third Team
- Reese's Senior Bowl Top 250
- ACC co-Offensive Lineman of the Week (9/19 vs. USF)

**S Kyle Hamilton (So.)**

- Bednarik Award Watch List
- Pro Football Focus Preseason All-ACC First Team
- Phil Steele Preseason All-Independent First Team
- USA TODAY Preseason All-America Second Team

**DL Daelin Hayes (Gr.)**

- Team Captain
- Gameball recipient: Georgia Tech (10/31)
- Wuerffel Trophy Watch List
- Reese's Senior Bowl Top 250

- **TE Michael Mayer** was named to the Pro Football Focus Team of the Week for his performance at Pittsburgh, posting five receptions for 73 yards and a touchdown. Mayer's five receptions vs. Pittsburgh were the most by a true freshman, and tie for the most by a tight end, in the ACC last week.
- All five of Mayer's receptions resulted in first downs, and all were for a gain of 10 yards or longer. Notre Dame totaled 11 passing first downs.
- Mayer averaged 14.6 yards per catch, the third-best mark in the ACC last week (min. five receptions). Of the 11 ACC pass-catchers who posted five or more catches last week, just three players also recorded a receiving touchdown, including Mayer.
- Mayer scored his first-career TD vs. Florida State, marking him as the first true freshman tight end to score a touchdown since Kyle Rudolph in 2008 against Purdue.
- Mayer made his first-career start vs. South Florida. He previously notched his first-career reception in the second quarter vs. Duke, hauling in a 17-yard reception from Ian Book for a first down.
- Bauman's first-career catch came vs. USF, also serving as freshman **QB Drew Pyne's** first-career completion.

## TRENCH WORK

- Notre Dame's starting offensive line boasts 137-career starts between the five veterans (Eichenberg, Banks, Patterson, Kraemer and Hainsey), the third-most starts among a starting offensive line nationally, and second-most in the FBS.
- The Irish tie for the lead in the ACC in sacks allowed (11) and climbed to second in the ACC in rushing offense (231.0 yards per game) with a 277-yard rushing performance at Georgia Tech.
- In the 45-3 road win over Pitt, the line paved the way for 434 yards of total offense. Notre Dame's 115 rushing yards were the second-most Pittsburgh has given up in a game this season. Entering the game, Pitt had allowed just 61.5 yards per game, the ACC's top-ranked rushing defense.
- Notre Dame's two rushing TDs against Pitt marked the first time the Panthers allowed multiple rushing touchdowns in a single game since October 5, 2019 vs. Duke.
- In a performance against Louisville that saw **OL Liam Eichenberg** receive Pro Football Focus Team of the Week honors, Notre Dame rushed for 232 yards, earning Kyren Williams his third 100-yard performance of the season. Entering that game, Louisville had allowed just 156.8 rushing yards per game.
- In the victory over Florida State, the unit allowed zero sacks on QB Ian Book, while making it possible for the Irish to rush for 353 yards total, with two different players reaching the 100-yard mark. Prior to that contest, Florida State had allowed just 141.3 rushing yards per game.
- Notre Dame averaged 8.4 yards-per-carry vs. Florida State, the third-highest single-game figure in the conference this season.

MICHAEL MAYER



LIAM EICHENBERG



- **OL Robert Hainsey** received ACC co-Offensive Lineman of the Week honors for his role in the O-Line's performance vs. South Florida. The line allowed zero sacks on Irish quarterbacks in the 52-0 shutout win and paved the way for six rushing touchdowns, tied for the ACC's most in a single game this season.
- Notre Dame's 281 rushing yards were the most by any ACC team that week, and only one ACC team had posted more rushing yards in a single game prior to that occurrence.
- The 6.2 yards-per-rush by Notre Dame vs. South Florida ranked as the most that week.
- Notre Dame posted 16 rushing first downs, then the most in a single game this season by any ACC team.

## HONORS &amp; AWARDS, CONT.

**LB Jack Kiser (So.)**

- Pro Football Focus "Secret Superstar of the Week" (9/19)
- Gameball recipient: South Florida (9/19)

**OL Tommy Kraemer (Gr.)**

- Reese's Senior Bowl Top 250
- Pro Football Focus Preseason All-ACC Second Team

**TE Michael Mayer (Fr.)**

- Pro Football Focus Team of the Week at Pitt (10/24)
- FWAA Freshman All-American Watch List

**CB Nick McCloud (Gr.)**

- Pro Football Focus Team of the Week at Pitt (10/24)
- Phil Steele Preseason All-Independent Second Team

**WR Javon McKinley (Gr.)**

- Phil Steele Preseason All-Independent First Team

**DL Adetokunbo 'Ade' Ogundeji (Sr.)**

- Team Captain
- Pro Football Focus Preseason All-ACC Third Team
- Reese's Senior Bowl Top 250

**LB Jeremiah Owusu-Koramoah (Sr.)**

- Pro Football Focus Team of the Week at Pitt (10/24)
- Nagurski Trophy Watch List
- Butkus Award Watch List
- Bednarik Award Watch List
- Lott IMPACT Trophy Watch List
- Preseason All-ACC Team
- Pro Football Focus Preseason All-ACC First Team
- Phil Steele Preseason All-Independent Second Team

**OL Jarrett Patterson (Jr.)**

- Outland Trophy Watch List
- Rimington Trophy Watch List
- Pro Football Focus Preseason All-ACC First Team
- Phil Steele Preseason All-Independent Second Team

**S Isaiah Pryor (Gr.)**

- Phil Steele Preseason All-Independent Second Team

**WR Ben Skowronek (Gr.)**

- Gameball recipient: Pitt (10/24)

**DL Myron Tagovailoa-Amosa (Sr.)**

- Phil Steele Preseason All-Independent First Team

**LB Drew White (Sr.)**

- Nagurski Trophy Watch List
- Pro Football Focus Preseason All-ACC Third Team
- Phil Steele Preseason All-Independent First Team

**RB Kyren Williams (So.)**

- ACC Running Back of the Week (Duke)
- Gameball recipient: Duke (9/12)
- ACC Rookie of the Week (Louisville)

**TE Brock Wright (Sr.)**

- Earl Campbell Tyler Rose Award Watch List

- The Irish won Pro Football Focus' Offensive Line of the Week after the season-opener vs. Duke, producing the highest-combined pass-block grade of any line that week.

## POISED TO ATTACK

- The Irish rank fourth in the ACC in total offense (437.2 yards per game) and second in rushing offense (231.0).
- With 10-of-15 third downs converted at Georgia Tech, the Irish maintained their lead in the ACC in third-down percentage this season (54.8 percent).
- Notre Dame continues to lead the ACC in average time of possession (34:38/game), and the Irish have controlled the ball for at least 36 minutes in three-consecutive games.
- Notre Dame is the only Power 5 team to post three performance of 36:15 or more possession time this season. No other FBS teams have produced more than three games this season with at least 36:15 in possession time (Charlotte and Coastal Carolina have also marked three such performances).
- Notre Dame's two rushing touchdowns against Pitt marked the first time the Panthers allowed multiple rushing touchdowns in a single game since October 5, 2019 vs. Duke.
- The Irish held control of the ball for 40:59 minutes of possession time against Pitt, the most by an ACC team in a single game this season, and seventh-most in a single game among all FBS teams this season.
- Notre Dame's 115 rushing yards are the second-most Pitt has given up in a game this season. Entering today's game, the Panthers were the ACC's top-ranked rushing defense, allowing just 61.5 yards per game.
- In the win over Louisville, the offense held the ball for a whopping 36:15, including an impressive 7:55, 57-yard drive to finish out the fourth quarter and preserve the win. In all, the Irish had seven offensive drives on the day, and four of those drives took five minutes or more off the clock.
- In the 42-26 win over Florida State, Notre Dame racked up 554 yards of total offense, the most since 2019 vs. Bowling Green (573 yards). It also marked the first game with two 100-yard rushers (Kyren Williams & Chris Tyree) and a 100-yard receiver (Javon McKinley) since 2015 (Stanford).
- The last time Notre Dame had two players with more than 100 yards rushing in a game was in 2017 vs. Southern Cal (Josh Adams and Brandon Wimbush), and the last time the Irish posted more than 300 yards rushing was in 2019, also against Southern Cal.
- The win over Florida State also marked the first time since 2000 the Irish have scored 42 points in consecutive games.
- Notre Dame marked the 12th time the Irish scored at least 50 points in head coach Brian Kelly's (12-0) 11-year tenure in the 52-0 win over South Florida. The 11 years prior to Kelly's arrival, Notre Dame hit the 50-point mark once.
- The Irish held a 35-0 margin at halftime vs. South Florida, the largest halftime lead since last season's 52-0 win against Bowling Green (also 35-0).
- Notre Dame rushed for six touchdowns against South Florida, the most in a game since 2018 (six versus Wake

Forest) and the most in a single game this season among ACC teams.

- In addition to allowing zero sacks in the victory over USF, the offensive line paved the way for Notre Dame's 281 rushing yards, the most by any ACC team that week.
- The 6.2 yards-per-rush by Notre Dame vs. South Florida ranked as the most that week. Notre Dame posted 16 rushing first downs, the most that week and the highest value at that point in the season. The figure was topped the next week.
- In the season opener vs. Duke, the Irish offense outrushed (178-75), outpassed (263-259) and outgained (441-334) the Blue Devils, and were 3-4 in the redzone.
- Book quarterbacked the Irish offense to five scoring drives vs. Duke, the first of which went 96 yards in 12 plays, to take the lead in the second quarter. It was the longest drive by the Irish since a 97-yard drive in the 30-27 home win over Southern Cal in 2019. Notre Dame also added an 83-yard touchdown drive later in the game.

## EXPERIENCED AND EXPLOSIVE

- The Irish boast two long-tenured veterans in the secondary with sixth-year **Shaun Crawford** and graduate transfer **Nick McCloud**. They are coupled with young standouts **Kyle Hamilton**, **TaRiq Bracy**, **Houston Griffith** and **Clarence Lewis**, all of whom have started at least one contest for the Irish this season.

**HAMILTON, A STAR**

- A preseason All-America Second Team selection (USA TODAY), **S Kyle Hamilton** leads the team in tackles with 28, after only playing in five games thus far.
- In the win at Georgia Tech, Hamilton led the defense with six tackles, adding 2.0 TFL (-8 yards) and one PBU.
- Hamilton's 2.0 TFL at Georgia Tech tied for the lead among all ACC defensive backs on the weekend. On the weekend, only two ACC defensive backs posted 2.0 or more TFLs. One of Hamilton's TFL came on a Georgia Tech fourth-down attempt, as he stopped Georgia Tech for a loss of six yards to give the Irish possession.
- Hamilton started in the win over Louisville, posting a diving pass breakup on third-and-11 on Louisville's opening drive to force a punt. In the fourth quarter, Hamilton posted tackles on consecutive plays, second-and-26 and third-and-17, to force a punt, ending what would be Louisville's final drive of the game to secure the win.
- He accounted for four tackles and a PBU on the opening drive for Duke. His QB hurry came in the second quarter, which forced an incomplete pass on a Duke third-and-seven. On the day, he marked seven tackles, the second-most for the Irish and the 13th-most in the ACC. His five solo tackles ranked 10th in the ACC at that point.

**THE VET**

- **S Shaun Crawford** returns for his sixth season, due to a medical redshirt year of eligibility granted by the NCAA. After playing corner for five seasons, Crawford won the starting safety job entering 2020.





SHAUN CRAWFORD



KYLE HAMILTON



CLARENCE LEWIS



JEREMIAH OWUSU-KORAMOAH

- Crawford posted three solo tackles in the win at Georgia Tech, also marking his first sack of the season on a third down in the third quarter to force a field goal attempt, which Georgia Tech missed. The sack brings Crawford's career total to 2.5.
- The graduate student earned the game ball for his performance vs. Louisville, when he tied for the team lead in tackles (six), also executing a crucial pass breakup, punching the ball out of the receiver's hands, to end the third quarter and stall Louisville's drive.
- Crawford was called to start at corner due to team need in the victory over Florida State, and posted the first interception of the season for the Irish in the fourth quarter as he intercepted QB Jordan Travis at the Notre Dame goal line to prevent a score. The interception helped seal the game for the Irish. It was the fifth interception of his career, and his second-career forced or recovered turnover inside the Notre Dame five-yard line.
- Crawford made several impact plays vs. FSU including coverage on a third-down pass from Jordan Travis to Camren McDonald in the first quarter, which fell incomplete and forced a Florida State punt
- He also recovered a fumble in the win over Duke, setting Notre Dame up at its own 41 for a touchdown drive.

#### MCCLLOUD-Y WITH A CHANCE OF INTs

- Coming to Notre Dame as a grad transfer from NC State, **CB Nick McCloud** was named to the Pro Football Focus Team of the Week for his performance at Pitt, in which he snagged his first interception in an Irish uniform, marking the fourth of his career (three while playing at NC State). McCloud's interception came on the first play of a Pitt third-quarter drive to give the Irish possession at the Panthers' 35-yard line, and the resulting series culminated in a Notre Dame rushing TD.
- His four tackles at Pitt tied for second on a defense that held Pitt to just a field goal. According to Pro Football Focus, McCloud's receivers were targeted six times at Pitt, making just three catches. He earned an 80.1 PFF tackle grade and a 76.2 coverage grade, resulting in a 75.6 overall defensive grade.

#### SQUAD ROLLS DEEP

- **S Houston Griffith** and true freshman **CB Clarence Lewis** made their first-career starts vs. South Florida. Both finished the game with five solo tackles including 1.0 for loss each, and Lewis tacked on three pass breakups.
- Junior **CB TaRiq Bracy** was named to the Pro Football Focus Team of the Week for his play against Duke. According to PFF, Bracy forced a contested target and incompletions on two of three targets, and did not allow any yards.

#### BACK IT UP

#### CAN I GET A WU-WU-WU?

- Named to the Preseason All-ACC team, **LB Jeremiah Owusu-Koramoah** boasts a total of 6.0 TFL on the season, which ranks 19th in the ACC.

- In a performance that saw him named to the Pro Football Focus Team of the Week, Owusu-Koramoah posted his first-career interception at Pitt, giving the Irish possession at the Pitt 49-yard line to set up a Notre Dame TD drive.
- "Wu" led the Irish defense in TFL with 2.0 vs. Louisville, adding two other tackles, one of which resulted in no gain for the offense. Two of his tackles came on third down to force a fourth-down play.
- Owusu-Koramoah forced the first turnover of the season after breaking the ball loose from Duke's Jalon Calhoun in the third quarter. Owusu-Koramoah led the Irish in tackles (nine) and got to Duke QB Chase Brice for the third Irish sack of the day in the fourth quarter, pinning him for a loss of six yards on what would be Duke's final drive.

#### BE A DAWG

- Junior **LB Bo Bauer** snagged his first-career interception, returning it 16 yards, in the second quarter at Pitt. The turnover gave the Irish possession at the Pitt 46 to set up a touchdown drive.

#### MR. INDIANA

- Sophomore **LB Jack Kiser** made a statement in his first-career start against South Florida, leading the team in tackles (eight) in his first game action on defense. Kiser's 2.0 tackles-for-loss led the team (tied), and he also posted a QB hurry. After not being listed on the depth chart leading up to the game, Kiser was called up to start at the BUCK position, and his efforts earned him the game ball. Pro Football Focus named Kiser its "Secret Superstar of the Week," giving him a 90.0 PFF grade in the first half.

#### PUT THE PRESSURE ON

- Notre Dame's defensive line has combined for the ACC's second-ranked rushing defense, allowing just 93.7 yards/game. This figure trails only Pittsburgh in the ACC, which leads all FBS programs at 69.1 yards/game. Notre Dame's rushing defense ranks eighth nationally.
- **DL Daelin Hayes** totaled 2.0 sacks and two forced fumbles at Georgia Tech, both career-high single-game marks for the graduate student. Both forced fumbles came on the sacks. Hayes' two forced fumbles tie for the most in a single game among all FBS players this season, and he was the only player in the Power 5 to reach the mark over the weekend.
- Hayes' game at Georgia Tech earned him the game ball.
- The Irish D-Line held Georgia Tech to just 88 rushing yards, while entering the game, Georgia Tech had averaged 180.7 rushing yards per game (sixth in the ACC).
- With the help of Hayes' 2.0 sacks, the Irish sacked Georgia Tech a total of 5.0 times. Entering the game, Georgia Tech had allowed just 1.67 sacks per game (10 total). Other Notre Dame players to post a sack on Georgia Tech were **DL Isaiah Foskey**, **DL Ade Ogundeji** and **S Shaun Crawford**. **DL Myron Tagovailoa-Amosa** posted a fumble recovery on one of Hayes' FFs.
- In the 45-3 win over Pitt, Notre Dame sacked Panther QBs three times. **Tagovailoa-Amosa** posted a sack for a loss of



six yards, **S Isaiah Pryor** dropped the QB for a loss of seven yards and **Foskey** and **DL Ovie Oghufo** combined for a sack (-6 yards).

- **DL Jayson Ademilola** made his first-career start at defensive tackle in place of Tagovailoa-Amosa vs. Florida State. He also started against Louisville.
- **Hayes** made an impact play with his TFL vs. Louisville, reading the screen pass and pinning Louisville's Javian Hawkins for a loss of six in the fourth quarter, helping to stall a Louisville drive on first-and-20 and preserve the win.
- **Ogundeji** posted 2.0 sacks against Florida State for a total loss of nine yards, the leading sack figure on Notre Dame's defense. In total, he posted four tackles and a QBH.
- Sophomore **Foskey** tallied his first-career sack vs. Duke to force a Blue Devil field goal. The sophomore made noise in a reserve role against Duke, responsible for the sack (loss of 10 yards) and a QB hurry earlier in the game at the 11-yard line also forced a Duke field goal. Foskey broke up a pass on the next drive to help lead to a punt. His final TFL came in the fourth quarter, when he combined with **DL Jacob Lacey** to bring down Duke's Deon Jackson on second-and-13, setting up a Duke punt.
- Foskey also blocked a Pitt punt with 0:11 remaining in the first half, returning it for a touchdown. It was Foskey's first-career score, and the second touchdown on a blocked punt for the Irish this season (vs. USF). It also marked his second-career blocked punt.
- Freshman **DL Alexander Ehrensberger** notched his first-career sack in the third quarter vs. South Florida, while sophomore **LB JD Bertrand** posted his first-career tackle.



**ISAIAH FOSKEY**



**DAELIN HAYES**

## DEFEND THE GRIDIRON

- With just 13 points allowed vs. Georgia Tech, the defense has yielded just 10.3 points per game through the first six games of the season (62 total). That figure leads all Power 5 teams with more than one game played, and is second among all FBS teams with more than two games played (Marshall, 9.4).

Team	No. of Games	Pts. allowed/game
San Diego State	2	6.5
Wisconsin	1	7.0
Marshall	5	9.4
<b>NOTRE DAME</b>	<b>6</b>	<b>10.3</b>
Northwestern	2	11.5
Army	7	11.7
Cincinnati	5	12.0

- In 2019, the Notre Dame defense ranked No. 12 among FBS teams in scoring defense, allowing just 17.9 points per game (26 touchdowns and 17 field goals).
- The Irish lead the ACC in total defense (267.2 avg/game) and passing defense (173.5 avg/game), also ranking second behind the nation's leading rushing defense in Pitt. Irish opponents average just 93.7 rushing yards/game.
- Notre Dame leads the ACC in opponent first downs, allowing just 89 on the season thus far. At 14.8 per game, it is the second-lowest rate in the conference.



**OVIE OGHUFO**



**CLARK LEA**

- The Irish lead the ACC in opponent third-down conversions, allowing just a 24.4 percent success rate. It is the fourth-best rate among all FBS teams.
- Notre Dame also leads the conference in pass defense efficiency (100.6). That figure ranks seventh nationally.
- The Irish defense went eight total quarters without giving up a TD, beginning with the fourth quarter vs. Louisville, and ending in the fourth quarter at Georgia Tech.
- Notre Dame held Georgia Tech to just 88 rushing yards, while entering the game, Georgia Tech had averaged 180.7 rushing yards per game (sixth in the ACC).
- At Georgia Tech, the Yellow Jackets only entered the red zone twice, and were only successful in scoring once. In the win at Pittsburgh, not only did the Irish limit Pitt to just a field goal, they also kept the Panthers out of the red zone entirely. Prior to the game, Pitt had totaled 27 appearances in the red zone through six games.
- The Irish held back-to-back opponents (Pitt and Louisville) to fewer than 10 points for the first time since 2012 (Boston College - 6, Wake Forest - 0).
- The Irish held Pitt to just a field goal; the last time Notre Dame held a team without a TD on the road or at a neutral site was Iowa State in the 2019 Camping World Bowl.
- Notre Dame limited Pittsburgh to just 44 rushing yards, sacking Panthers QBs a total of three times. Pittsburgh's longest drive of the day was just 43 yards, and with just 19:01 of total possession time for the Panthers, none of their 13 drives lasted longer than 2:31.
- The Irish held Pitt to -3 rushing yards in the first quarter, the fewest in a single quarter by an opposing team since Notre Dame held Iowa State to -13 rushing yards in the fourth quarter of the 2019 Camping World Bowl.
- Notre Dame held Pitt to two rushing yards in the first half, the fewest in a half since the Irish held Iowa State to 1 rushing yard in the second half of the 2019 Camping World Bowl. Pitt entered the game averaging 107.0 rushing yards per game.
- In the win over Louisville, the defense limited Louisville to just 96 rushing yards. Entering the game, the Cardinals averaged 177.8 rushing yards per game.
- On the day, Louisville posted just 14 first downs and held the ball for only 23:45 minutes of possession time. Entering the game, the Cardinals ranked second in the ACC in time of possession, averaging 32:59 per game.
- Notre Dame marked the second shutout in as many seasons with a 52-0 victory over RV South Florida in Week Two. The Irish allowed the Bulls in the red zone just one time on the day, and the attempt was unsuccessful for South Florida. In all, the Bulls were held to 11 first downs, including just one first down in the first half.

### FOLLOW HIS LEA-D

- Notre Dame has held 31-of-32 opponents during Clark Lea's tenure as defensive coordinator to 30 points or less. That includes ranked opponents LSU, Michigan, Stanford, Virginia Tech, Syracuse, Clemson, Georgia, Virginia and Navy.



## SATURDAY SPECIALISTS

- The Irish rank second in the ACC in kick-return defense, allowing an average of just 17.95 yards per return. The conference-leading mark is 17.92 yards per return (Pitt).
- True freshman **RB Chris Tyree** owns the fourth-best kick return average in the ACC, bringing back kicks at a rate of 21.5 yards per game.
- The Irish have blocked two punts, returning both for touchdowns, thus far this season.
- Notre Dame is the only Power 5 team to boast two different players with punt return touchdowns this season. No other Power 5 team has more total punt return touchdowns this season than Notre Dame's two. Only two other FBS teams have two different players with punt return touchdowns this season (Georgia Southern and Liberty).
- **DL Isaiah Foskey** blocked a Pitt punt with 0:11 remaining in the first half, returning it for a touchdown. It was Foskey's first-career score, and the second touchdown on a blocked punt for the Irish this season (vs. USF). It also marked his second-career blocked punt.
- Foskey was the only player in the ACC to record a punt return TD that week. There have been just 19 this season in the FBS, and only one FBS player boasts two.
- True freshman **DL Jordan Botelho** recovered a blocked South Florida punt for a touchdown in the 52-0 shutout win, marking the only punt return TD in the ACC that week




- and just the second at that point in the season. **DL Osita Ekwonu** was responsible for the block. It was the first blocked punt returned for a TD by the Irish since 2015 vs. Southern Cal.
- Botelho was the only player in the FBS that week to post a punt return touchdown.
  - Botelho also provided notable pressure on another South Florida punt, forcing a rushed punt that traveled just one yard and gave the Irish possession at the South Florida 25-yard line.
  - **P Jay Bramblett** made his mark vs. Duke, bombing six punts in the season-opener, including punts of 53, 52 and 45 yards. His play of the day came in the second quarter on a fake punt play, when he rushed for 14 yards, cutting to get the Irish the first down and keeping Notre Dame's drive alive to end in a touchdown. On the day, Bramblett marked a 43.8-yard average punt.
  - **K/P Dawson Goepferich** scored his first points for the Irish on a PAT vs. South Florida.
  - **LS Michael Vinson** made his debut as the first-string player in the season-opener after the graduation of **LS John Shannon**, recipient of the inaugural Patrick Mannelly Award in 2019, honoring the nation's top long snapper.



## OPEN DOERER

- **K/P Jonathan Doerer** is 7-9 on field-goal attempts through the season, connecting on all 25 PAT attempts. He has now connected on 87-consecutive PATs, a streak which extends to 2018 vs. Navy and ranks 11th among all FBS active streaks. The streak is the fourth-longest current streak in the ACC.
- Doerer ranks tied for eighth overall in scoring in the ACC (7.7 pts./game) and tied for fifth among kickers in scoring.
- Doerer ranks seventh in the conference in made field goals per game (1.17).
- In the win vs. Louisville, Doerer made both field goal attempts, giving the Irish an early lead in the 12-7 contest on a day that experienced wind gusts upwards of 30 MPH.
- On the season, Doerer owns an 77.8 FG percentage in conference games, tying for fifth in the ACC.
- In 2019, Doerer compiled a 85.0 FG-make percentage (17-20), the fifth-best by an Irish kicker in a single season since 1996. In 2019, Doerer was perfect on PAT attempts (57-of-57), totaling 108 points between field goals and PAT.
- In 2019, Doerer scored 108 points for the Irish, the most in a single season by any Notre Dame kicker. He topped Kyle Brindza's 2013 mark of 98 with his performance in the Camping World Bowl vs. Iowa State, in which Doerer netted 15 points on four field goals and three PATs.
- In 2019, Doerer inscribed his name in Notre Dame record books vs. Southern Cal, becoming the first Irish kicker since Dave Reeve (1977) to make three field goals of 40 or more yards in a single game. Doerer made a career-long 52-yard field goal on the opening drive of the second half vs. Southern Cal, also making a 45-yard field goal with 15 seconds remaining in the first half. Doerer added a 43-yard field goal in the fourth quarter. All three surpassed his previous career-long (36 yards).





## NOTRE DAME ACC SCHEDULING AGREEMENT

- In a partnership that began in 2014, the University of Notre Dame and the Atlantic Coast Conference agreed to schedule the Irish to play, on average, five ACC opponents each season. Originally scheduled through the 2025 season, the games have now been scheduled through the 2037 campaign.
- Notre Dame is 28-7 (.800) against ACC opponents since the scheduling agreement began during the 2014 season:

Year	Opponent	H/A/N	W/L	Score
2014	Syracuse	N	W	31-15
2014	North Carolina	H	W	50-43
2014	Florida State	A	L	27-31
2014	Louisville	H	L	28-31
2015	Virginia	A	W	34-27
2015	Georgia Tech	H	W	30-22
2015	Clemson	A	L	22-24
2015	Pittsburgh	A	W	42-30
2015	Wake Forest	H	W	28-7
2015	Boston College	N	W	16-13
2016	Duke	H	L	35-38
2016	Syracuse	N	W	50-33
2016	NC State	A	L	3-10
2016	Miami	H	W	30-27
2016	Virginia Tech	H	L	31-34
2017	Boston College	A	W	49-20
2017	North Carolina	A	W	33-10
2017	NC State	H	W	35-14
2017	Wake Forest	H	W	48-37
2017	Miami	A	L	8-41
2018	Wake Forest	A	W	56-27
2018	Virginia Tech	A	W	45-23
2018	Pittsburgh	H	W	19-14
2018	Florida State	H	W	42-13
2018	Syracuse	N	W	36-3
2019	Louisville	A	W	35-17
2019	Virginia	H	W	35-20
2019	Virginia Tech	H	W	21-20
2019	Duke	A	W	38-7
2019	Boston College	H	W	40-7
2020~	Duke	H	W	27-13
2020~	Florida State	H	W	42-26
2020~	Louisville	H	W	12-7
2020~	Pittsburgh	A	W	45-3
2020~	Georgia Tech	A	W	31-13

- In 2020, the Irish are 5-0 in ACC play, with wins over Duke, Florida State, Louisville, Pitt and Georgia Tech.
- In 2019, the Irish went undefeated against the ACC, beating Louisville, Virginia, Virginia Tech, Duke and Boston College as part of the scheduling agreement.
- The Irish improved to 19-1 in regular-season games against Atlantic Coast Conference opponents over the last four seasons (2017-20).
- Notre Dame has won six-straight ACC road games.
- There have been, and in the future there will be, seasons when the Irish face just four ACC opponents but will eventually even out the agreement by facing six ACC teams in another year (this occurred in 2014 and 2015 and is set to occur in 2021-22 and 2022-23).

## NOTRE DAME ACC FUTURE SCHEDULES

Year	Opponent	H/A/N
2020~	Clemson	H
2020~	Boston College	A
2020~	North Carolina	A
2020~	Syracuse	H
2020~	Wake Forest	A
2021	*Florida State	A
2021	Virginia Tech	A
2021	North Carolina	H
2021	Virginia	H
2021	Georgia Tech	H
2022	North Carolina	A
2022	Syracuse	A
2022	Boston College	H
2022	Clemson	H
2023	NC State	A
2023	Duke	A
2023	Louisville	A
2023	Wake Forest	H
2023	Clemson	A
2023	Pittsburgh	H
2024	Miami	H
2024	Georgia Tech	A
2024	Florida State	H
2024	Virginia	H
2025	Miami	A
2025	NC State	H
2025	Boston College	A
2025	Pittsburgh	A
2025	Syracuse	H
2026	Florida State	A
2026	Louisville	H
2026	North Carolina	A
2026	Syracuse	H
2026	Virginia	H
2027	Clemson	A
2027	Duke	A
2027	Georgia Tech	H
2027	Virginia Tech	H
2027	Wake Forest	A
2028	Boston College	H
2028	Clemson	H
2028	Miami	H
2028	Pittsburgh	A
2028	Virginia Tech	A
2029	Florida State	A

2029	Georgia Tech	H
2029	NC State	A
2029	Syracuse	A
2029	Wake Forest	H
2030	Boston College	A
2030	Duke	H
2030	Florida State	H
2030	Louisville	A
2030	North Carolina	H
2031	*Clemson	A
2031	Miami	H
2031	North Carolina	A
2031	NC State	H
2031	Virginia	A
2032	Florida State	H
2032	Georgia Tech	A
2032	Louisville	H
2032	Miami	A
2032	Wake Forest	H
2033	Boston College	A
2033	Duke	A
2033	Louisville	A
2033	Pittsburgh	H
2033	Virginia Tech	H
2034	Clemson	H
2034	Miami	A
2034	Pittsburgh	A
2034	Syracuse	H
2034	Virginia	H
2035	Boston College	H
2035	Duke	H
2035	Louisville	A
2035	NC State	A
2035	Virginia	A
2036	Florida State	H
2036	Georgia Tech	A
2036	North Carolina	A
2036	Pittsburgh	H
2036	*Virginia Tech	A
2037	Clemson	A
2037	Miami	H
2037	NC State	H
2037	Syracuse	A
2037	Wake Forest	A

\* - Labor Day Monday

~~~ Irish received new schedule as part of 2020 ACC membership





## IRISH VS. THE ATLANTIC COAST CONFERENCE

| Team           | Home     |          |          |              | Away     |          |          |              | Neutral  |          |          |              | Overall  |          |          |              |
|----------------|----------|----------|----------|--------------|----------|----------|----------|--------------|----------|----------|----------|--------------|----------|----------|----------|--------------|
|                | W        | L        | T        | %            | W        | L        | T        | %            | W        | L        | T        | %            | W        | L        | T        | %            |
| Boston College | 8        | 5        | 0        | 0.615        | 5*       | 4        | 0        | 0.556        | 3        | 0        | 0        | 1.000        | 16*      | 9        | 0        | 0.640        |
| <b>Clemson</b> | <b>0</b> | <b>1</b> | <b>0</b> | <b>0.000</b> | <b>1</b> | <b>1</b> | <b>0</b> | <b>0.500</b> | <b>0</b> | <b>0</b> | <b>0</b> | <b>0.000</b> | <b>1</b> | <b>2</b> | <b>0</b> | <b>0.333</b> |
| Duke           | 4        | 1        | 0        | 0.800        | 1        | 1        | 0        | 0.500        | 0        | 0        | 0        | 0.000        | 5        | 2        | 0        | 0.714        |
| Florida State  | 3        | 2        | 0        | 0.600        | 1        | 1        | 0        | 0.500        | 0        | 3        | 0        | 0.000        | 4        | 6        | 0        | 0.400        |
| Georgia Tech   | 16       | 3        | 0        | 0.842        | 13       | 2        | 1        | 0.844        | 0        | 1        | 0        | 0.000        | 29       | 6        | 1        | 0.819        |
| Louisville     | 1        | 1        | 0        | 0.500        | 1        | 0        | 0        | 0.000        | 0        | 0        | 0        | 0.000        | 2        | 1        | 0        | 0.667        |
| Miami (Fla.)   | 9        | 1        | 0        | 0.900        | 6        | 7        | 1        | 0.464        | 2        | 0        | 0        | 1.000        | 17*      | 8        | 1        | 0.673        |
| North Carolina | 12       | 0        | 0        | 1.000        | 5        | 2        | 0        | 0.714        | 1        | 0        | 0        | 1.000        | 18       | 2        | 0        | 0.900        |
| NC State       | 1        | 0        | 0        | 1.000        | 0        | 1        | 0        | 0.000        | 0        | 1        | 0        | 0.000        | 1        | 2        | 0        | 0.333        |
| Pittsburgh     | 21       | 10       | 0        | 0.667        | 29       | 11       | 1        | 0.720        | 0        | 0        | 0        | 0.000        | 50*      | 21       | 1        | 0.701        |
| Syracuse       | 2        | 1        | 0        | 0.667        | 1        | 1        | 0        | 0.500        | 3        | 1        | 0        | 0.750        | 6        | 3        | 0        | 0.667        |
| Virginia       | 1        | 0        | 0        | 1.000        | 1        | 0        | 0        | 1.000        | 1        | 0        | 0        | 1.000        | 3        | 0        | 0        | 1.000        |
| Virginia Tech  | 1        | 1        | 0        | 0.500        | 1        | 0        | 0        | 1.000        | 0        | 0        | 0        | 0.000        | 2        | 1        | 0        | 0.667        |
| Wake Forest    | 2*       | 0        | 0        | 1.000        | 2        | 0        | 0        | 1.000        | 0        | 0        | 0        | 0.000        | 4        | 0        | 0        | 1.000        |
| TOTAL          | 81       | 26       | 0        | 0.757        | 66*      | 31       | 3        | 0.675        | 11       | 6        | 0        | 0.647        | 157      | 63       | 3        | 0.711        |

\* - Includes 20 regular-season wins and two postseason appearances vacated under discretionary NCAA penalty.

## 2020 NOTRE DAME OPPONENT UPDATE

| Rk    | Team                                                                                | Record            | Last Week                   | This Week                     | Next Week                |
|-------|-------------------------------------------------------------------------------------|-------------------|-----------------------------|-------------------------------|--------------------------|
|       |   | 2-5<br>1-5 in ACC | W, 53-19 vs. Charlotte      | vs. North Carolina, Noon ET   | Open                     |
|       |  | 1-5<br>0-4 in AAC | Open                        | at Memphis<br>Noon ET         | at Houston<br>TBD        |
|       |  | 2-4<br>1-4 in ACC | Open                        | vs. Pittsburgh<br>4 p.m. ET   | at NC State<br>TBD       |
|       |  | 2-5<br>1-5 in ACC | L, 35-42 vs. Virginia Tech  | at Virginia<br>8 p.m. ET      | Open                     |
|       |  | 3-4<br>2-4 in ACC | Open                        | at Florida State<br>4 p.m. ET | at Georgia Tech<br>TBD   |
|       |  | 2-5<br>2-4 in ACC | L, 13-31 vs. Notre Dame     | Open                          | vs. Pittsburgh<br>TBD    |
| 1/1   |  | 7-0<br>6-0 in ACC | W, 34-28 vs. Boston College | at Notre Dame<br>7:30 p.m. ET | Open                     |
| --/RV |  | 4-3<br>3-3 in ACC | L, 28-34 at Clemson         | at Syracuse<br>2 p.m. ET      | vs. Notre Dame<br>TBD    |
| RV/24 |  | 4-2<br>4-2 in ACC | L, 41-44 at Virginia        | at Duke<br>Noon ET            | vs. Wake Forest<br>TBD   |
|       |  | 1-6<br>1-5 in ACC | L, 14-38 vs. Wake Forest    | vs. Boston College, 2 p.m. ET | Open                     |
| RV/RV |  | 4-2<br>3-2 in ACC | W, 38-14 at Syracuse        | Open                          | at North Carolina<br>TBD |

## 2020 ACC STANDINGS

| Team              | ACC Record | Overall Record | Streak    |
|-------------------|------------|----------------|-----------|
| Clemson           | 6-0        | 7-0            | W7        |
| <b>NOTRE DAME</b> | <b>5-0</b> | <b>6-0</b>     | <b>W6</b> |
| Miami             | 4-1        | 5-1            | W2        |
| North Carolina    | 4-2        | 4-2            | L1        |
| Virginia Tech     | 4-2        | 4-2            | W1        |
| NC State          | 4-2        | 4-2            | L1        |
| Wake Forest       | 3-2        | 4-2            | W4        |
| Boston College    | 3-3        | 4-3            | L1        |
| Pitt              | 2-4        | 3-4            | L4        |
| Virginia          | 2-4        | 2-4            | W1        |
| Georgia Tech      | 2-4        | 2-5            | L3        |
| Florida State     | 1-4        | 2-4            | L1        |
| Louisville        | 1-5        | 2-5            | L1        |
| Duke              | 1-5        | 2-5            | W1        |
| Syracuse          | 1-5        | 1-6            | L4        |

COLLEGE FOOTBALL PLAYOFF  
[final 2019]

| Rk        | Team                | Record      | Trend     |
|-----------|---------------------|-------------|-----------|
| 1         | LSU                 | 13-0        | +1        |
| 2         | Ohio State          | 13-0        | -1        |
| 3         | Clemson             | 13-0        | —         |
| 4         | Oklahoma            | 12-1        | +2        |
| <b>5</b>  | <b>Georgia</b>      | <b>11-2</b> | <b>-1</b> |
| 6         | Oregon              | 11-2        | +7        |
| 7         | Baylor              | 11-2        | —         |
| 8         | Wisconsin           | 10-3        | —         |
| 9         | Florida             | 10-2        | —         |
| 10        | Penn State          | 10-2        | —         |
| 11        | Utah                | 11-2        | -6        |
| 12        | Auburn              | 9-3         | -1        |
| 13        | Alabama             | 10-2        | -1        |
| <b>14</b> | <b>Michigan</b>     | <b>9-3</b>  | <b>—</b>  |
| <b>15</b> | <b>NOTRE DAME</b>   | <b>10-2</b> | <b>—</b>  |
| 16        | Iowa                | 9-3         | —         |
| 17        | Memphis             | 12-1        | —         |
| 18        | Minnesota           | 10-2        | —         |
| 19        | Boise State         | 12-1        | —         |
| 20        | Appalachian State   | 12-1        | +1        |
| 21        | Cincinnati          | 10-3        | -1        |
| <b>22</b> | <b>Southern Cal</b> | <b>8-4</b>  | <b>—</b>  |
| <b>23</b> | <b>Navy</b>         | <b>10-2</b> | <b>+1</b> |
| <b>24</b> | <b>Virginia</b>     | <b>9-4</b>  | <b>-1</b> |
| 25        | Oklahoma State      | 8-4         | —         |

ASSOCIATED PRESS TOP 25 -  
November 1, 2020



| Rk       | Team (1st Place Votes) | Rec.       | Points      | Trend    |
|----------|------------------------|------------|-------------|----------|
| <b>1</b> | <b>Clemson (33)</b>    | <b>7-0</b> | <b>1515</b> | <b>—</b> |
| 2        | Alabama (29)           | 6-0        | 1513        | —        |
| 3        | Ohio State             | 2-0        | 1430        | —        |
| <b>4</b> | <b>NOTRE DAME</b>      | <b>6-0</b> | <b>1351</b> | <b>—</b> |
| 5        | Georgia                | 4-1        | 1289        | —        |
| 6        | Cincinnati             | 5-0        | 1199        | +1       |
| 7        | Texas A&M              | 4-1        | 1156        | +1       |
| 8        | Florida                | 3-1        | 1066        | +2       |
| 9        | BYU                    | 7-0        | 1014        | +2       |
| 10       | Wisconsin              | 1-0        | 985         | -1       |
| 11       | Miami                  | 5-1        | 946         | +1       |
| 12       | Oregon                 | 0-0        | 831         | +2       |
| 13       | Indiana                | 2-0        | 765         | +4       |
| 14       | Oklahoma State         | 4-1        | 760         | -8       |
| 15       | Coastal Carolina       | 6-0        | 527         | +5       |
| 16       | Marshall               | 5-0        | 523         | +3       |
| 17       | Iowa State             | 4-2        | 427         | +6       |
| 18       | SMU                    | 6-1        | 420         | +4       |
| 19       | Oklahoma               | 4-2        | 405         | +5       |
| 20       | Southern Cal           | 0-0        | 354         | +1       |
| 21       | Boise State            | 2-0        | 336         | +4       |
| 22       | Texas                  | 4-2        | 190         | NR       |
| 23       | Michigan               | 1-1        | 151         | -10      |
| 24       | Auburn                 | 4-2        | 144         | NR       |
| 25       | Liberty                | 6-0        | 118         | NR       |

**Others receiving votes:** Northwestern 106, Louisiana 101, **North Carolina 92**, Penn State 87, Tulsa 73, Army 57, Kansas State 51, Utah 44, West Virginia 44, Washington 21, Purdue 15, Virginia Tech 11, San Diego State 8, Arizona State 7, Appalachian State 6, **Wake Forest 5**, Michigan State 4, California 3

COACHES POLL TOP 25-  
November 1, 2020

| Rk        | Team (1st Place Votes) | Rec.       | Points      | Trend      |
|-----------|------------------------|------------|-------------|------------|
| <b>1</b>  | <b>Clemson (43)</b>    | <b>7-0</b> | <b>1527</b> | <b>—</b>   |
| 2         | Alabama (17)           | 6-0        | 1503        | —          |
| 3         | Ohio State (2)         | 2-0        | 1407        | —          |
| <b>4</b>  | <b>NOTRE DAME</b>      | <b>6-0</b> | <b>1358</b> | <b>—</b>   |
| 5         | Georgia                | 4-1        | 1304        | —          |
| 6         | Cincinnati             | 5-0        | 1157        | +1         |
| 7         | Texas A&M              | 4-1        | 1154        | +1         |
| 8         | Florida                | 3-1        | 1101        | +1         |
| 9         | BYU                    | 7-0        | 1025        | +1         |
| 10        | Miami                  | 5-1        | 964         | +2         |
| 11        | Wisconsin              | 1-0        | 908         | —          |
| 12        | Oklahoma State         | 4-1        | 783         | -6         |
| 13        | Indiana                | 2-0        | 730         | +6         |
| 14        | Oregon                 | 0-0        | 725         | +1         |
| 15        | Marshall               | 5-0        | 473         | +3         |
| 16        | Coastal Carolina       | 6-0        | 464         | +5         |
| 17        | Iowa State             | 4-2        | 433         | +5         |
| 18        | SMU                    | 6-1        | 421         | +5         |
| 19        | Oklahoma               | 4-2        | 413         | +5         |
| 20        | Southern Cal           | 0-0        | 365         | —          |
| 21        | Auburn                 | 4-2        | 246         | NR         |
| 22        | Army                   | 6-1        | 208         | +3         |
| 23        | Boise State            | 2-0        | 204         | NR         |
| <b>24</b> | <b>North Carolina</b>  | <b>4-2</b> | <b>192</b>  | <b>-11</b> |
| 25        | Michigan               | 1-1        | 141         | -11        |

**Others receiving votes:** Texas 115, Northwestern 112, Liberty 92, Louisiana 90, Kansas State 64, Utah 57, Penn State 56, Purdue 55, West Virginia 49, Virginia Tech 37, Appalachian State 32, Tulsa 29, Missouri 23, **Boston College 20**, NC State 16, Kentucky 13, Memphis 12, **Wake Forest 11**, Arizona State 11, Tennessee 11, California 9, Michigan State 9, Arkansas 8, South Carolina 8, Nevada 3, UCF 1, San Diego State 1

|                                                                                  |                                     |                                                                                   |
|----------------------------------------------------------------------------------|-------------------------------------|-----------------------------------------------------------------------------------|
|  | <b>GAME 1</b>                       |  |
|                                                                                  | Sept. 12, 2020   Notre Dame Stadium |                                                                                   |
|                                                                                  | Attend: 10,097   TV: NBC            |                                                                                   |
| (--/RV) <b>DUKE</b>                                                              | <b>13</b>                           |                                                                                   |
| (10/10) <b>NOTRE DAME</b>                                                        | <b>27</b>                           |                                                                                   |

**NOTRE DAME, Indiana** — The 10th-ranked University of Notre Dame Fighting Irish football team collected its first ever conference win, taking down ACC foe Duke 27-13. The Irish offense had a balanced attack led by sophomore running back Kyren Williams. In his first career start, Williams tallied 112 yards on the ground, 93 yards receiving and two rushing touchdowns. Williams became the first Irish player in the last 25 years to record 90+ yards rushing and receiving in the same game.

#### SCORE BY QUARTERS

|            | 1 | 2  | 3 | 4  | Final |
|------------|---|----|---|----|-------|
| Duke       | 3 | 3  | 7 | 0  | 13    |
| Notre Dame | 0 | 10 | 7 | 10 | 27    |

#### SCORING SUMMARY

|            |              |             |                                                                                   |
|------------|--------------|-------------|-----------------------------------------------------------------------------------|
| <b>1st</b> | <b>07:01</b> | <b>DUKE</b> | C.Ham 29 yd FG, 10-79, 03:53; DU 3, ND 0                                          |
| <b>2nd</b> | <b>10:39</b> | <b>ND</b>   | K.Williams 1 yd rush (#39 J.Doerer kick), 12-96 04:37; DU 3, ND 7                 |
|            | <b>03:20</b> | <b>DUKE</b> | C.Ham 30 yd FG, 11-80 04:12; DU 6, ND 7                                           |
|            | <b>00:00</b> | <b>ND</b>   | J.Doerer 48 yd FG, 9-54 01:13; DU 6, ND 10                                        |
| <b>3rd</b> | <b>07:57</b> | <b>ND</b>   | K.Williams 26 yd rush (#39 J.Doerer kick), 7-59 03:32; DU 6, ND 17                |
|            | <b>02:19</b> | <b>DUKE</b> | C.Brice 2 yd rush (#44 C.Ham kick), 6-39 02:24; DU 13, ND 17                      |
| <b>4th</b> | <b>10:58</b> | <b>ND</b>   | A.Davis 17 yd pass from #12 I.Book (#39 J.Doerer kick), 15-83 06:14; DU 13, ND 24 |
|            | <b>05:21</b> | <b>ND</b>   | J.Doerer 34 yd FG, 6-40 03:45; DU 13, ND 27                                       |

#### TEAM STATISTICS

|                            | DUKE    | ND      |
|----------------------------|---------|---------|
| FIRST DOWNS                | 19      | 24      |
| RUSHES-YARDS (NET)         | 30-75   | 42-178  |
| PASSING YARDS (NET)        | 259     | 263     |
| Passes Comp-Att-Int        | 20-37-0 | 19-31-1 |
| TOTAL OFFENSE PLAYS-YARDS  | 67-334  | 73-441  |
| Fumble Returns-Yards       | 0-0     | 0-0     |
| Punt Returns-Yards         | 4-27    | 1-3     |
| Kickoff Returns-Yards      | 2-41    | 4-90    |
| Interception Returns-Yards | 1-0     | 0-0     |
| Punts (Number-Avg)         | 6-45.7  | 6-43.8  |
| Fumbles-Lost               | 2-2     | 0-0     |
| Penalties-Yards            | 4-31    | 4-39    |
| Possession Time            | 26:36   | 33:24   |
| Third-Down Conversions     | 4 of 15 | 7 of 16 |
| Fourth-Down Conversions    | 0 of 1  | 2 of 2  |
| Red-Zone Scores-Chances    | 3-3     | 3-4     |
| Sacks By: Number-Yards     | 3-14    | 3-21    |



**Rushing: Duke**— Deon Jackson 15-52, Chase Brice 9-20, Mataeo Durant 5-7, TEAM 1- --4. **Notre Dame**— Kyren Williams 19-112, Chris Tyree 6-20, Jahmir Smith 5-15, Jay Bramblett 1-14, Ian Book 9-12, Jafar Armstrong 2-5.

**Passing: Duke**— Chase Brice 20-37-0-259. **Notre Dame**— Ian Book 19-31-1-263.

**Receiving: Duke**— Noah Gray 5-68, Jalon Calhoun 5-62, Eli Pancol 3-78, Jake Bobo 3-34, Deon Jackson 2- --6, Jontavis Robertson 1-13, Darrell Harding Jr. 1-10. **Notre Dame**— Tommy Tremble 5-43, Joe Wilkins 4-39, Michael Mayer 3-38, Kyren Williams 2-93, Avery Davis 2-26, Jafar Armstrong 2-20, Lawrence Keys III 1-4.

**Interceptions: Duke**— Lummie Young IV 1-0. **Notre Dame**— None.

**Fumbles: Duke**— Jalon Calhoun 1-1. **Notre Dame**— None.

|                                                                                   |                                     |                                                                                     |
|-----------------------------------------------------------------------------------|-------------------------------------|-------------------------------------------------------------------------------------|
|  | <b>GAME 2</b>                       |  |
|                                                                                   | Sept. 19, 2020   Notre Dame Stadium |                                                                                     |
|                                                                                   | Attend: 10,085   TV: NBC            |                                                                                     |
| (RV/RV) <b>SOUTH FLORIDA</b>                                                      | <b>0</b>                            |                                                                                     |
| (7/7) <b>NOTRE DAME</b>                                                           | <b>52</b>                           |                                                                                     |

**NOTRE DAME, Indiana** — The seventh-ranked Notre Dame Fighting Irish football team's defense was on full display, shutting out visiting South Florida 52-0 to improve to 2-0 on the season. Notre Dame extended its home winning streak to 20 games, breaking the longest streak in modern program history (19-straight from 1987-90). Notre Dame totaled six rushing touchdowns overall from four different players, with three from Ian Book in the first half.

#### SCORE BY QUARTERS

|               | 1  | 2  | 3  | 4 | Final |
|---------------|----|----|----|---|-------|
| South Florida | 0  | 0  | 0  | 0 | 0     |
| Notre Dame    | 14 | 21 | 10 | 7 | 52    |

#### SCORING SUMMARY

|            |              |           |                                                                               |
|------------|--------------|-----------|-------------------------------------------------------------------------------|
| <b>1st</b> | <b>12:05</b> | <b>ND</b> | Ian Book 4 yd run (Jonathan Doerer kick), 7-55 2:50; USF 0, ND 7              |
|            | <b>07:06</b> | <b>ND</b> | Chris Tyree 1 yd run (Jonathan Doerer kick), 7-43 3:24; USF 0, ND 14          |
| <b>2nd</b> | <b>14:25</b> | <b>ND</b> | Ian Book 1 yd run (Jonathan Doerer kick), 11-58 5:07; USF 0, ND 21            |
|            | <b>11:15</b> | <b>ND</b> | Flemister, C'Bo 26 yd run (Jonathan Doerer kick), 5-53 1:57; USF 0, ND 28     |
|            | <b>01:55</b> | <b>ND</b> | Ian Book 1 yd run (Jonathan Doerer kick), 4-25 0:54; USF 0, ND 35             |
| <b>3rd</b> | <b>06:34</b> | <b>ND</b> | Jonathan Doerer 22 yd field goal, 10-60 3:21; USF 0, ND 38                    |
|            | <b>03:23</b> | <b>ND</b> | Botelho, Jordan 1 yd blocked punt return (Jonathan Doerer kick); USF 0, ND 45 |
| <b>4th</b> | <b>02:15</b> | <b>ND</b> | Jafar Armstrong 5 yd run (Goepferich, Dawson kick), 10-66 7:00; USF 0, ND 52  |

#### TEAM STATISTICS

|                            | USF     | ND      |
|----------------------------|---------|---------|
| FIRST DOWNS                | 11      | 21      |
| RUSHES-YARDS (NET)         | 33-106  | 45-281  |
| PASSING YARDS (NET)        | 125     | 149     |
| Passes Comp-Att-Int        | 12-29-0 | 13-21-0 |
| TOTAL OFFENSE PLAYS-YARDS  | 62-231  | 66-430  |
| Fumble Returns-Yards       | 0-0     | 0-0     |
| Punt Returns-Yards-TD      | 0-0     | 2-62-1  |
| Kickoff Returns-Yards      | 8-129   | 1-14    |
| Interception Returns-Yards | 0-0     | 0-0     |
| Punts (Number-Avg)         | 6-144   | 2-74    |
| Fumbles-Lost               | 0-0     | 2-0     |
| Penalties-Yards            | 4-40    | 2-25    |
| Possession Time            | 27:33   | 32:27   |
| Third-Down Conversions     | 2 of 15 | 8 of 14 |
| Fourth-Down Conversions    | 1 of 5  | 2 of 2  |
| Red-Zone Scores-Chances    | 0-1     | 6-7     |
| Sacks By: Number-Yards     | 0-0     | 2-15    |



**Rushing: USF**— Johnny Ford 6-70, Jordan McCloud 5-21, Noah Johnson 6-12, Brian Battie 3-9, Kell Joiner Jr. 8-6, Odunayo Seriki 3-1, Latrel Williams 1--4, Jahquez Evans 1--9. **Notre Dame**— C'Bo Flemister 13-127, Chris Tyree 8-65, Kyren Williams 10-62, Ian Book 4-9, Jafar Armstrong 7-7, Tommy Tremble 1-4, Drew Pyne, 1-4, Braden Lenzy 1-3.

**Passing: USF**— Jordan McCloud 8-14-0-64, Noah Johnson 4-12-0-61, Katravis Marsh 0-3-0-0. **Notre Dame**— Ian Book 12-19-0-144, Drew Pyne 1-2-0.

**Receiving: USF**— Devontres Dukes 3-36, Latrel Williams 2-48, Mitche Brinkman 2-21, Omario Dollison 1-17, Xavier Weaver 1-6, Chris Carter 1-4, Kell Joiner Jr. 1--3, Terrence Horne 1--4. **Notre Dame**— Tommy Tremble 3-61, Braden Lenzy 3-34, Kyren Williams 2-10, Jafar Armstrong 1-18, C'Bo Flemister 1-9, Javon McKinley 1-7, Kevin Bauman 1-5, Michael Mayer 1-5.

**Interceptions: USF**— None. **Notre Dame**— None.

**Fumbles: USF**— None. **Notre Dame**— Kyren Williams 1-0, C'Bo Flemister 1-0.

|                                                                                  |                                       |                                                                                   |
|----------------------------------------------------------------------------------|---------------------------------------|-----------------------------------------------------------------------------------|
|  | <b>GAME 3</b>                         |  |
|                                                                                  | October 10, 2020   Notre Dame Stadium |                                                                                   |
|                                                                                  | Attend: 10,409   TV: NBC              |                                                                                   |
| <b>FLORIDA STATE</b>                                                             |                                       | <b>26</b>                                                                         |
| (5/5) <b>NOTRE DAME</b>                                                          |                                       | <b>42</b>                                                                         |

**NOTRE DAME, Indiana** — Taking the field for the first time in three weeks, fifth-ranked Notre Dame (3-0, 2-0 ACC) used the ground game to run past the Florida State Seminoles (1-3, 0-3 ACC), 42-26, at Notre Dame Stadium (10,049). Sophomore running back Kyren Williams had a career day, compiling 185 rushing yards on 19 carries with two rushing touchdowns. It was the most rushing yards by an Irish player since 2018 when Dexter Williams had 202, also against Florida State. Freshman Chris Tyree also contributed to the successful night on the ground, totaling 103 yards on 11 carries with one touchdown.

#### SCORE BY QUARTERS

|               | 1  | 2  | 3 | 4 | Final |
|---------------|----|----|---|---|-------|
| Florida State | 17 | 3  | 6 | 0 | 26    |
| Notre Dame    | 14 | 21 | 7 | 0 | 42    |

#### SCORING SUMMARY

|            |              |            |                                                                                                |
|------------|--------------|------------|------------------------------------------------------------------------------------------------|
| <b>1st</b> | <b>12:03</b> | <b>FSU</b> | Fitzgerald,Ryan 42 yd field goal, 4-8 2:07; FSU 3, ND 0                                        |
|            | <b>10:43</b> | <b>ND</b>  | Mayer,Michael 8 yd pass from Book,Ian (Doerer,Jonathan kick), 3-75 1:20; FSU 3, ND 7           |
|            | <b>06:10</b> | <b>ND</b>  | Williams,Kyren 46 yd run (Doerer,Jonathan kick), 5-76 2:19; FSU 3, ND 14                       |
|            | <b>02:51</b> | <b>FSU</b> | Travis,Jordan 4 yd run (Fitzgerald,Ryan kick), 3-19 1:13; FSU 10, ND 14                        |
|            | <b>00:38</b> | <b>FSU</b> | Terry,Tamorrion 48 yd pass from Travis,Jordan (Fitzgerald,Ryan kick), 4-71 1:13; FSU 17, ND 14 |
| <b>2nd</b> | <b>12:27</b> | <b>ND</b>  | Williams,Kyren 1 yd run (Doerer,Jonathan kick), 8-75 3:11; FSU 17, ND 21                       |
|            | <b>05:25</b> | <b>ND</b>  | Tyree,Chris 45 yd run (Doerer,Jonathan kick), 4-81 1:50; FSU 17, ND 28                         |
|            | <b>01:17</b> | <b>FSU</b> | Fitzgerald,Ryan 26 yd field goal, 13-67 4:08; FSU 20, ND 28                                    |
|            | <b>00:11</b> | <b>ND</b>  | Lenzy,Braden 6 yd pass from Book,Ian (Doerer,Jonathan kick), 8-57 0:58; FSU 20, ND 35          |
| <b>3rd</b> | <b>12:25</b> | <b>FSU</b> | Webb,La'Damian 7 yd run (Terry,Tamorrion pass failed), 7-75 2:35; FSU 26, ND 35                |
|            | <b>08:40</b> | <b>ND</b>  | Book,Ian 3 yd run (Doerer,Jonathan kick), 8-73 3:39; FSU 26, ND 42                             |

#### TEAM STATISTICS

|                            | FSU     | ND      |
|----------------------------|---------|---------|
| FIRST DOWNS                | 18      | 25      |
| RUSHES-YARDS (NET)         | 40-153  | 42-353  |
| PASSING YARDS (NET)        | 252     | 201     |
| Passes Comp-Att-Int        | 17-31-1 | 16-25-0 |
| TOTAL OFFENSE PLAYS-YARDS  | 71-405  | 67-554  |
| Fumble Returns-Yards       | 0-0     | 0-0     |
| Punt Returns-Yards         | 0-0     | 1- -6   |
| Kickoff Returns-Yards      | 4-66    | 3-90    |
| Interception Returns-Yards | 0-0     | 1-23    |
| Punts (Number-Avg)         | 6-44.0  | 3-39.7  |
| Fumbles-Lost               | 0-0     | 2-2     |
| Penalties-Yards            | 7-59    | 4-28    |
| Possession Time            | 32:08   | 27:52   |
| Third-Down Conversions     | 2 of 14 | 2 of 8  |
| Fourth-Down Conversions    | 3 of 3  | 1 of 2  |
| Red-Zone Scores-Chances    | 3-4     | 4-5     |
| Sacks By: Number-Yards     | 0-0     | 4-22    |



**Rushing: Florida State**- Jordan Travis 19-96, La'Damian Webb 13-59, Jashaun Corbin 2-9, Lawrance Toafili 3-1, TEAM 1- -3, James Blackman 2- -9. **Notre Dame**- Kyren Williams 19-185, Chris Tyree 11-103, Ian Book 9-58, Braden Lenzy 2-5, C'Bo Flemister 1-2.

**Passing: Florida State**- Jordan Travis 13-24-1-204, James Blackman 4-5-0-48, TEAM 0-2-0-0. **Notre Dame**- Ian Book 16-25-0-201.

**Receiving: Florida State**- Tamorrion Terry 9-146, Ontaria Wilson 2-22, Lawrance Toafili 1-31, Jordan Young 1-18, Ja'Khi Douglas 1-17, Warren Thompson 1-9, Camren McDonald 1-5, La'Damian Webb 1-4. **Notre Dame**- Javon McKinley 5-107, Braden Lenzy 3-29, Michael Mayer 2-25, Kyren Williams 2-11, Brock Wright 2-10, Avery Davis 1-13, Tommy Tremble 1-6.

**Interceptions: Florida State**- None. **Notre Dame**- Shawn Crawford 1-23.

**Fumbles: Florida State**- None. **Notre Dame**- Kyren Williams 1-1, Lawrence Keys III 1-1.

|                                                                                   |                                    |                                                                                     |
|-----------------------------------------------------------------------------------|------------------------------------|-------------------------------------------------------------------------------------|
|  | <b>GAME 4</b>                      |  |
|                                                                                   | Oct. 17, 2020   Notre Dame Stadium |                                                                                     |
|                                                                                   | Attend: 10,182   TV: NBC           |                                                                                     |
| <b>LOUISVILLE</b>                                                                 |                                    | <b>7</b>                                                                            |
| (4/4) <b>NOTRE DAME</b>                                                           |                                    | <b>12</b>                                                                           |

**NOTRE DAME, Indiana** — The fourth-ranked Notre Dame football team battled the University of Louisville at Notre Dame Stadium and prevailed with a 12-7 victory to remain undefeated (4-0, 3-0 ACC) on the season. The Irish ran the ball well, finishing the afternoon with 232 yards on 49 carries. Sophomore Kyren Williams paced the Irish backfield with 127 yards on 25 carries, marking his third 100-yard rushing effort on the season. Graduate student Ian Book had an impressive third-quarter 13-yard rushing touchdown to regain the lead on his way to amassing 47 yards on the ground.

#### SCORE BY QUARTERS

|            | 1 | 2 | 3 | 4 | Final |
|------------|---|---|---|---|-------|
| Louisville | 0 | 0 | 7 | 0 | 7     |
| Notre Dame | 6 | 0 | 6 | 0 | 12    |

#### SCORING SUMMARY

|            |              |           |                                                                                         |
|------------|--------------|-----------|-----------------------------------------------------------------------------------------|
| <b>1st</b> | <b>09:26</b> | <b>ND</b> | Jonathan Doerer 32 yd field goal, 12-61 5:34; UL 0, ND 3                                |
|            | <b>00:30</b> | <b>ND</b> | Jonathan Doerer 30 yd field goal, 15-76 7:09; UL 0, ND 6                                |
| <b>3rd</b> | <b>07:37</b> | <b>UL</b> | Ford,Marshon 1 yd pass from Cunningham,Mali (Turner,Jason kick), 13-83 7:16; UL 7, ND 6 |
|            | <b>03:43</b> | <b>ND</b> | Ian Book 13 yd run (Javon McKinley pass failed), 8-66 3:49; UL 7, ND 12                 |

#### TEAM STATISTICS

|                            | UL      | ND      |
|----------------------------|---------|---------|
| FIRST DOWNS                | 14      | 24      |
| RUSHES-YARDS (NET)         | 23-96   | 49-232  |
| PASSING YARDS (NET)        | 137     | 106     |
| Passes Comp-Att-Int        | 17-22-0 | 11-19-0 |
| TOTAL OFFENSE PLAYS-YARDS  | 45-233  | 68-338  |
| Fumble Returns-Yards       | 0-0     | 0-0     |
| Punt Returns-Yards-TD      | 0-0     | 0-0     |
| Kickoff Returns-Yards      | 3-68    | 1-22    |
| Interception Returns-Yards | 0-0     | 0-0     |
| Punts (Number-Avg)         | 5-40.4  | 2-41.5  |
| Fumbles-Lost               | 0-0     | 0-0     |
| Penalties-Yards            | 7-60    | 3-18    |
| Possession Time            | 23:45   | 36:15   |
| Third-Down Conversions     | 3 of 9  | 8 of 14 |
| Fourth-Down Conversions    | 1 of 1  | 0 of 1  |
| Red-Zone Scores-Chances    | 1-1     | 3-5     |
| Sacks By: Number-Yards     | 4-21    | 0-0     |

**Rushing: UL**- Javian Hawkins 15-51, Malik Cunningham 7-49, Tutu Atwell 1- -4. **Notre Dame**- Kyren Williams 25-127, Ian Book 12-47, Chris Tyree 7-32, Javon McKinley 1-15, Avery Davis 1-10, Jay Bramblett 1-7, TEAM 2- -6.



**Passing: UL**- Malik Cunningham 16-19-0-132, Evan Conley 1-2-0-5, TEAM 0-1-0-0. **Notre Dame**- Ian Book 11-19-0-106.

**Receiving: UL**- Javian Hawkins 5-46, Tutu Atwell 4-40, Marshon Ford 3-11, Dez Pitzpatrick 2-21, Isaac Martin 2-11, Braden Smith 1-8. **Notre Dame**- Ben Skowronek 2-28, Avery Davis 2-17, Chris Tyree 2-15, Kevin Austin 1-18, Michael Mayer 1-12, Javon McKinley 1-7, Kyren Williams 1-5, Tommy Tremble 1-4.

**Interceptions: UL**- None. **Notre Dame**- None.

**Fumbles: UL**- None. **Notre Dame**- None.



|                                                                                  |                                                                            |                                                                                   |
|----------------------------------------------------------------------------------|----------------------------------------------------------------------------|-----------------------------------------------------------------------------------|
|  | <b>GAME 5</b><br>October 24, 2020   Heinz Field<br>Attend: 5,451   TV: ABC |  |
| (3/3) <b>NOTRE DAME</b>                                                          | <b>45</b>                                                                  |                                                                                   |
| <b>PITTSBURGH</b>                                                                | <b>3</b>                                                                   |                                                                                   |

**PITTSBURGH, Pennsylvania** – The third-ranked University of Notre Dame football team moved to 5-0 in 2020 with a convincing 45-3 victory over the Pittsburgh Panthers (3-4). Offensively, quarterback Ian Book led the way for the Irish with 312 yards passing and three passing touchdowns while adding 40 yards rushing on eight carries. Notre Dame added two rushing touchdowns on the afternoon, marking the first time the Pittsburgh defense has given up multiple rushing touchdowns since Oct. 5, 2019 against Duke. The Irish held the Panthers to 97 yards of offense and just two yards rushing in the opening 30 minutes. Notre Dame recorded three INTs on defense and after allowing just three points, it is the first time since 2012 that the Irish defense has given up fewer than 10 points in back-to-back games.

#### SCORE BY QUARTERS

|            | 1 | 2  | 3  | 4 | Final |
|------------|---|----|----|---|-------|
| Notre Dame | 7 | 21 | 17 | 0 | 45    |
| Pittsburgh | 3 | 0  | 0  | 0 | 3     |

#### SCORING SUMMARY

|                     |                                                                                       |
|---------------------|---------------------------------------------------------------------------------------|
| <b>1st 10:08 ND</b> | Ben Skowronek 34 yd pass from Ian Book (Jonathan Doerer kick), 11-75 4:52; ND 7, UP 0 |
| <b>07:38 UP</b>     | Alex Kessman 45 yd field goal, 10-37 2:30; ND 7, UP 3                                 |
| <b>2nd 10:37 ND</b> | Ben Skowronek 73 yd pass from Ian Book (Jonathan Doerer kick), 4-87 1:29; ND 14, UP 3 |
| <b>01:29 ND</b>     | Kyren Williams 2 yd run (Jonathan Doerer kick), 8-46 3:42; ND 21, UP 3                |
| <b>00:11 ND</b>     | Isaiah Foskey 0 yd blocked punt return (Jonathan Doerer kick); ND 28, UP 3            |
| <b>3rd 07:34 ND</b> | Jonathan Doerer 21 yd field goal, 14-72 6:10; ND 31, UP 3                             |
| <b>04:22 ND</b>     | Michael Mayer 14 yd pass from Ian Book (Jonathan Doerer kick), 4-49 2:01; ND 38, UP 3 |
| <b>02:42 ND</b>     | C'Bo Flemister 2 yd run (Jonathan Doerer kick), 4-35 1:33; ND 45, UP 3                |

#### TEAM STATISTICS

|                            | ND       | UP      |
|----------------------------|----------|---------|
| FIRST DOWNS                | 28       | 11      |
| RUSHES-YARDS (NET)         | 50-115   | 20-44   |
| PASSING YARDS (NET)        | 319      | 118     |
| Passes Comp-Att-Int        | 17-33-0  | 12-33-3 |
| TOTAL OFFENSE PLAYS-YARDS  | 83-434   | 53-162  |
| Fumble Returns-Yards       | 0-0      | 0-0     |
| Punt Returns-Yards-TDs     | 3-32-1   | 2--8-0  |
| Kickoff Returns-Yards      | 1-17     | 4-81    |
| Interception Returns-Yards | 3-16     | 0-0     |
| Punts (Number-Avg)         | 5-42.4   | 8-33.4  |
| Fumbles-Lost               | 1-0      | 3-0     |
| Penalties-Yards            | 7-63     | 12-93   |
| Possession Time            | 40:59    | 19:01   |
| Third-Down Conversions     | 11 of 18 | 3 of 13 |
| Fourth-Down Conversions    | 1 of 1   | 0 of 0  |
| Red-Zone Scores-Chances    | 4-5      | 0-0     |
| Sacks By: Number-Yards     | 3-19     | 2-5     |



**Rushing: Notre Dame**- C'Bo Flemister 13-48-1, Ian Book 8-40, Kyren Williams 17-38-1, Chris Tyree 3--3, Brendon Clark 1--4, Jafar Armstrong 8--4. **Pittsburgh**- Vincent Davis 8-28, Daniel Carter 1-9, Nick Patti 2-8, Davis Beville 3-4, A.J. Davis 3-1, Israel Abanikanda 2-0, Joey Yellen 1--6.

**Passing: Notre Dame**- Ian Book 16-30-0-312 (three TDs), Brendon Clark 1-3-0-7. **Pittsburgh**- Joey Yellen 10-27-3-101, Nick Patti 2-5-0-17, Davis Beville 0-1-0-0.

**Receiving: Notre Dame**- Michael Mayer 5-73-1, Avery Davis 3-44, Kyren Williams 3-37, Ben Skowronek 2-107-2, Javon McKinley 2-50, George Takacs 1-7, Tommy Tremble 1-1. **Pittsburgh**- Jordan Addison 3-40, Shockey Jacques-Louis 3-39, Taysir Mack 2-17, Tre Tipton 1-11, A.J. Davis 1-8, DJ Turner 1-5, Vincent Davis 1--2.

**Interceptions: Notre Dame**- Jeremiah Owusu-Koramoah 1-0, Bo Bauer 1-16, Nick McCloud 1-0. **Pittsburgh**- None.

**Fumbles: Notre Dame**- Avery Davis 1-0. **Pittsburgh**- DJ Turner 1-0, Davis Beville 1-0, Nick Patti 1-0.

|                                                                                   |                                                                                    |                                                                                     |
|-----------------------------------------------------------------------------------|------------------------------------------------------------------------------------|-------------------------------------------------------------------------------------|
|  | <b>GAME 6</b><br>October 31, 2020   Bobby Dodd Stadium<br>Attend: 11,000   TV: ABC |  |
| (4/4) <b>NOTRE DAME</b>                                                           | <b>31</b>                                                                          |                                                                                     |
| <b>GEORGIA TECH</b>                                                               | <b>13</b>                                                                          |                                                                                     |

**ATLANTA, Georgia** – The fourth-ranked Fighting Irish extended their winning streak to 12 games, the longest active streak in FBS, with a decisive 31-13 win over Georgia Tech at Bobby Dodd Stadium. The Irish were led offensively by Kyren Williams as he finished with 76 yards on 15 carries and two touchdowns. It was Williams' third game this season with multiple touchdowns (Duke & Florida State). C'Bo Flemister and Chris Tyree both played integral roles in the rushing attack – adding 106 yards on 20 carries combined. On the defensive side the Irish had another strong first half, as they limited the Yellow Jackets to 65 yards of total offense. Daelin Hayes was all over the field for the Irish defense as he notched five tackles, two sacks and two forced fumbles.

#### SCORE BY QUARTERS

|              | 1 | 2  | 3 | 4 | Final |
|--------------|---|----|---|---|-------|
| Notre Dame   | 7 | 10 | 7 | 7 | 31    |
| Georgia Tech | 0 | 7  | 0 | 6 | 13    |

#### SCORING SUMMARY

|                     |                                                                                         |
|---------------------|-----------------------------------------------------------------------------------------|
| <b>1st 06:16 ND</b> | Joe Wilkins, Jr. 8 yd pass from Ian Book (Jonathan Doerer kick), 15-81 8:38; ND 7, GT 0 |
| <b>2nd 14:42 GT</b> | Zamari Walton 93 yd fumble recovery (Jude Kelley kick); ND 7, GT 7                      |
| <b>10:47 ND</b>     | Kyren Williams 2 yd run (Jonathan Doerer kick), 7-75 3:48; ND 14, GT 7                  |
| <b>01:49 ND</b>     | Jonathan Doerer 32 yd field goal, 8-35 2:10; ND 17, GT 7                                |
| <b>3rd 10:43 ND</b> | Kyren Williams 4 yd run (Jonathan Doerer kick), 6-65 2:56; ND 24, GT 7                  |
| <b>4th 12:59 ND</b> | C'Bo Flemister 3 yd run (Jonathan Doerer kick), 9-74 4:32; ND 31, GT 7                  |
| <b>07:15 GT</b>     | Jordan Mason 1 yd run (Adonias Sanders rush failed), 8-69 2:42; ND 31, GT 13            |

#### TEAM STATISTICS

|                            | ND       | GT      |
|----------------------------|----------|---------|
| FIRST DOWNS                | 24       | 17      |
| RUSHES-YARDS (NET)         | 44-227   | 33-88   |
| PASSING YARDS (NET)        | 199      | 150     |
| Passes Comp-Att-Int        | 18-26-0  | 15-26-0 |
| TOTAL OFFENSE PLAYS-YARDS  | 70-426   | 59-238  |
| Fumble Returns-Yards       | 0-0      | 1-93-1  |
| Punt Returns-Yards-TDs     | 0-0-0    | 3-3-0   |
| Kickoff Returns-Yards      | 2-39-0   | 1-10-0  |
| Interception Returns-Yards | 0-0      | 0-0     |
| Punts (Number-Avg)         | 3-39.7   | 4-41.2  |
| Fumbles-Lost               | 1-1      | 3-1     |
| Penalties-Yards            | 5-50     | 6-50    |
| Possession Time            | 36:54    | 23:06   |
| Third-Down Conversions     | 10 of 15 | 5 of 12 |
| Fourth-Down Conversions    | 0 of 0   | 0 of 2  |
| Red-Zone Scores-Chances    | 5-7      | 1-2     |
| Sacks By: Number-Yards     | 5-34     | 2-10    |

**Rushing: Notre Dame**- Kyren Williams 15-76, C'Bo Flemister 15-58, Chris Tyree 5-47, Ian Book 9-46. **Georgia Tech**- Jahmyr Gibbs 14-61, Jordan Mason 7-25, Jeff Sims 12-2.

**Passing: Notre Dame**- Ian Book 18-26-0-199 (one TD). **Georgia Tech**- Jeff Sims 15-26-0-150.

**Receiving: Notre Dame**- Javon McKinley 5-93, Avery Davis 4-29, Michael Mayer 3-15, Kyren Williams 2-24, Brock Wright 1-11, Tommy Tremble 1-11, Joe Wilkins Jr. 1-8, Ben Skowronek 1-8. **Georgia Tech**- Jahmyr Gibbs 5-49, Jalen Camp 3-64, Adonias Sanders 2-14, Marquez Ezzard 1-13, Josh Tukes 1-5, Dylan Leonard 1-4, Jack Coco 1-3, Jordan Mason 1--2.

**Interceptions: Notre Dame**- None. **Georgia Tech**- None.

**Fumbles: Notre Dame**- Kyren Williams 1-1. **Georgia Tech**- Jeff Sims 2-1, Marquez Ezzard 1-0.



## IRISH IN THE NFL (As of November 2)

| Player          | Team          | Pos. | Notes                           |
|-----------------|---------------|------|---------------------------------|
| Josh Adams      | NY Jets       | RB   | Third season (practice squad)   |
| Alex Bars       | Chicago       | OL   | Second season                   |
| Asmar Bilal     | LA Chargers   | LB   | First season (injured reserve)  |
| Miles Boykin    | Baltimore     | WR   | Second season                   |
| Chase Claypool  | Pittsburgh    | WR   | First season                    |
| Sheldon Day     | Indianapolis  | DT   | Fifth season                    |
| Tyler Eifert    | Jacksonville  | TE   | Eighth season                   |
| Jalen Elliott   | Detroit       | S    | First season (practice squad)   |
| Matthias Farley | NY Jets       | S    | Fifth season                    |
| Chris Finke     | San Francisco | WR   | First season (practice squad)   |
| Will Fuller V   | Houston       | WR   | Fifth season                    |
| Alohi Gilman    | LA Chargers   | S    | First season                    |
| Bennett Jackson | NY Jets       | S    | Seventh season (practice squad) |
| J.J. Jansen     | Carolina      | LS   | 13th season                     |
| Jarron Jones    | Pittsburgh    | OL   | Fourth season (practice squad)  |
| Tony Jones, Jr. | New Orleans   | RB   | First season (practice squad)   |
| Khalid Kareem   | Cincinnati    | LB   | First season                    |
| Cole Kmet       | Chicago       | TE   | First season                    |
| Julian Love     | NY Giants     | CB   | Second season                   |
| Cole Luke       | Washington    | CB   | Fourth season (practice squad)  |
| Nick Martin     | Houston       | C    | Fifth season                    |
| Zack Martin     | Dallas        | OG   | Seventh season                  |
| Mike McGlinchey | San Francisco | OT   | Third season                    |
| Sam Mustipher   | Chicago       | OL   | Second season                   |

## CAPTAIN WATCH

- So far in the 2020 season, five former Notre Dame players have been selected to captain their NFL squads: Matthias Farley (Jets), Harrison Smith (Vikings), Kyle Rudolph (Vikings), Nick Martin (Texans) and Mike McGlinchey (49ers).

## SUNDAY STANDOUTS [WEEK EIGHT]

- In the Baltimore/Pittsburgh divisional rivalry game, Steelers WR Chase Claypool caught five passes for 42 yards and a touchdown, Steelers DE Stephon Tuitt posted 2.0 sacks, nine tackles (eight solo), 3.0 TFL and three QB hits and Ravens WR Miles Boykin posted two catches for 20 yards and a touchdown.
- Lions DE Romeo Okwara posted 1.0 sack, six tackles, 1.0 TFL and one QB hit.
- Vikings FS Harrison Smith started and posted eight tackles (five solo) and a PD.
- Bears OL Sam Mustipher made his first-career start Sunday.

## ROSTER MOVES

- WR Chris Finke was signed to the 49ers' practice squad.
- LB James Onwualu was signed to the Raiders' practice squad.
- CB KeiVarae Russell was signed to the Packers' practice squad.
- Packers RB Dexter Williams was moved to the practice squad.
- Texans RB C.J. Prosise was moved to the practice squad.

## IRISH IN THE NFL (As of November 2)

| Player           | Team         | Pos. | Notes                           |
|------------------|--------------|------|---------------------------------|
| Quenton Nelson   | Indianapolis | OG   | Third season                    |
| Julian Okwara    | Detroit      | DL   | First season (injured reserve)  |
| Romeo Okwara     | Detroit      | DE   | Fifth season                    |
| James Onwualu    | Oakland      | LB   | Third season                    |
| Troy Pride, Jr.  | Carolina     | CB   | First season                    |
| C.J. Prosise     | Houston      | RB   | Fifth season (practice squad)   |
| Theo Riddick     | Las Vegas    | RB   | Eighth season (practice squad)  |
| Isaac Rochell    | LA Chargers  | DT   | Fourth season                   |
| Kyle Rudolph     | Minnesota    | TE   | 10th season                     |
| KeiVarae Russell | Green Bay    | CB   | Fourth season (practice squad)  |
| Harrison Smith   | Minnesota    | FS   | Ninth season                    |
| Jaylon Smith     | Dallas       | ILB  | Fifth season                    |
| Durham Smythe    | Miami        | TE   | Third season                    |
| Eq. St. Brown    | Green Bay    | WR   | Third season                    |
| Ronnie Stanley   | Baltimore    | OT   | Fifth season                    |
| Golden Tate      | NY Giants    | WR   | 11th season                     |
| Manti Te'o       | Chicago      | LB   | Seventh season (practice squad) |
| Jerry Tillery    | LA Chargers  | DT   | Second season                   |
| Drue Tranquill   | LA Chargers  | LB   | Second season (injured reserve) |
| Stephon Tuitt    | Pittsburgh   | DE   | Seventh season                  |
| Donte Vaughn     | LA Chargers  | CB   | First season (practice squad)   |
| Dexter Williams  | Green Bay    | RB   | Second season (practice squad)  |
| Sam Young        | Las Vegas    | T    | 11th season                     |

## NFL DRAFT

- With six players selected in the 2020 NFL Draft, Notre Dame Football has totaled 511 draft picks over the tenure of the program. No other college football program has totaled more than the Irish.
- TE Cole Kmet (second round, Chicago Bears), WR Chase Claypool (third round, Pittsburgh Steelers), DL Julian Okwara (third round, Detroit Lions), CB Troy Pride Jr. (fourth round, Carolina Panthers), DL Khalid Kareem (fifth round, Cincinnati Bengals) and S Alohi Gilman (sixth round, Los Angeles Chargers) represented the Irish in the 2020 NFL Draft.

## PRO BOWL SELECTIONS

- Four Irish players were named to the 2020 Pro Bowl: G Zack Martin (Dallas), G Quenton Nelson (Indianapolis), S Harrison Smith (Minnesota) and T Ronnie Stanley (Baltimore)
- Brian Kelly placed six former players in the 2020 Pro Bowl, the second-highest total by any college coach (Nick Saban - 7, Urban Meyer - 6), including the four Irish representatives, Jason Kelce (Philadelphia) and Travis Kelce (Kansas City), who both played for Kelly at Cincinnati.

## ALL-TIMERS

- Throughout the history of the Notre Dame Football Program, 571 total players have spent time on an active NFL roster. In 2020 thus far, eight former Irish players have made their debut appearance on a 53-man roster: Asmar Bilal, Chase Claypool, Alohi Gilman, Khalid Kareem, Cole Kmet, Sam Mustipher, Julian Okwara and Troy Pride Jr.

### THE BRIAN KELLY FILE

38th year in coaching // 30th year as head coach // 11th year at Notre Dame

Alma Mater: Assumption College (1983)

| School             | Seasons   | Record      |           |          | Pct.         |
|--------------------|-----------|-------------|-----------|----------|--------------|
| Grand Valley State | 13        | 118         | 35        | 2        | 0.768        |
| Central Michigan   | 3         | 19          | 16        | 0        | 0.543        |
| Cincinnati         | 3         | 34          | 6         | 0        | 0.850        |
| Notre Dame         | 11        | 98*         | 37        | 0        | 0.726        |
| <b>TOTALS</b>      | <b>30</b> | <b>269*</b> | <b>94</b> | <b>2</b> | <b>0.740</b> |

### HONORS AND ACCOLADES

| Year | Award                                     |
|------|-------------------------------------------|
| 2018 | Home Depot National Coach of the Year     |
| 2018 | Stallings National Coach of the Year      |
| 2012 | AP National Coach of the Year             |
| 2012 | Walter Camp National Coach of the Year    |
| 2012 | Sporting News National Coach of the Year  |
| 2012 | Home Depot National Coach of the Year     |
| 2012 | Liberty Mutual National Coach of the Year |
| 2012 | AFCA National Coach of the Year           |
| 2009 | Home Depot National Coach of the Year     |

\* - Includes 20 regular-season wins and two postseason appearances vacated under discretionary NCAA penalty.

### BRIAN KELLY - THE DICK CORBETT HEAD FOOTBALL COACH

- Winningest coach in FBS (269\* wins)
- One of only four active FBS coaches with more than 300 games as a head coach (Iowa's Kirk Ferentz joined the group in the first week of Big Ten play in 2020).
- Joins Knute Rockne (13), Frank Leahy, Ara Parseghian and Lou Holtz (11) as the only Notre Dame coaches to spend 10 or more seasons on the Irish sidelines.
- Only three-time winner of the Home Depot Coach of the Year Award ('09, '12, '18)
- With the win over Louisville, Kelly became third all-time in program history in career wins at Notre Dame (now totals 98\*) - passing Ara Parseghian (95).
- With 10 or more wins in 2015, 2017, 2018 and 2019, Kelly joined Lou Holtz as the only Notre Dame coaches to hit the double-digit mark in wins four times
- With 10-win seasons in four of the last five years, Kelly is the first Irish coach to do since Holtz registered four 10-win seasons from 1989-93.
- Ranks second in winning percentage among active FBS coaches (.740\*) who have coached in 300 or more career games (Nick Saban - .792)
- Second-youngest coach to reach 200 career victories at a major school
- Has finished .500 or better in 27 of 29 seasons as a head coach
- Boasts a 16-8 record in postseason as a head coach
- Kelly is the first coach to post four or more shutouts in an Irish career since Lou Holtz.
- With the 52-20 win over Navy in 2019, Kelly became just the third coach in Notre Dame history with three or more wins of at least 25 points over ranked teams. Lou Holtz and Frank Leahy each secured eight such victories. Ara Parseghian and Dan Devine had two such victories apiece.

### WINNINGEST ACTIVE FBS COACHES (By wins)

| Rk. | Coach        | School         | Years | Record |     |   | Pct. |
|-----|--------------|----------------|-------|--------|-----|---|------|
| 1.  | BRIAN KELLY  | NOTRE DAME     | 30    | 269*   | 94  | 2 | .740 |
| 2.  | Mack Brown   | North Carolina | 31    | 255    | 130 | 1 | .662 |
| 3.  | Nick Saban   | Alabama        | 25    | 249    | 65  | 1 | .792 |
| 4.  | Willie Fritz | Tulane         | 24    | 180    | 100 | 0 | .643 |
| 5.  | Kirk Ferentz | Iowa           | 24    | 174    | 127 | 0 | .578 |

### ACTIVE FBS LONGEVITY

| Rk. | Coach        | School         | Games |
|-----|--------------|----------------|-------|
| 1.  | Mack Brown   | North Carolina | 386   |
| 2.  | BRIAN KELLY  | NOTRE DAME     | 365*  |
| 3.  | Nick Saban   | Alabama        | 314   |
| 4.  | Kirk Ferentz | Iowa           | 301   |
| 5.  | Dave Clawson | Wake Forest    | 252   |

### WINNINGEST ACTIVE FBS COACHES (By percentage, min. 5 years)

| Rk. | Coach          | School      | Years | Record |    |   | Pct. |
|-----|----------------|-------------|-------|--------|----|---|------|
| 1.  | Dabo Swinney   | Clemson     | 13    | 137    | 31 | 0 | .815 |
| 2.  | Nick Saban     | Alabama     | 25    | 249    | 65 | 1 | .792 |
| 3.  | Kirby Smart    | Georgia     | 5     | 48     | 13 | 0 | .787 |
| 4.  | Lance Leipold  | Buffalo     | 13    | 140    | 38 | 0 | .787 |
| 5.  | Brian Harsin   | Boise State | 8     | 73     | 22 | 0 | .768 |
| 6.  | Jimbo Fisher   | Texas A&M   | 11    | 104    | 33 | 0 | .759 |
| 7.  | BRIAN KELLY    | NOTRE DAME  | 30    | 269*   | 94 | 2 | .740 |
| 8.  | David Shaw     | Stanford    | 9     | 86     | 34 | 0 | .717 |
| 9.  | Tom Herman     | Texas       | 6     | 51     | 21 | 0 | .708 |
| 10. | Gary Patterson | TCU         | 21    | 174    | 73 | 0 | .704 |

### MOST YEARS COACHING (ACTIVE FBS)

| Rk. | Coach        | School         | Years |
|-----|--------------|----------------|-------|
| 1.  | Mack Brown   | North Carolina | 31    |
| 2.  | BRIAN KELLY  | NOTRE DAME     | 30    |
| 3.  | Nick Saban   | Alabama        | 25    |
| 4.  | Kirk Ferentz | Iowa           | 25    |
| 5.  | Dave Clawson | Wake Forest    | 20    |

All charts include coaches with five-plus seasons of FBS head coaching experience





## THE RECORD WHEN...

| Stat                                  | Kelly's Career<br>Record (W-L-T) |    |   | Kelly at ND<br>Record (W-L) |    | 2020<br>Record (W-L) |   |
|---------------------------------------|----------------------------------|----|---|-----------------------------|----|----------------------|---|
| Home (Includes Shamrock Series)       | 151                              | 34 | 1 | 58                          | 13 | 4                    | 0 |
| Away                                  | 104                              | 54 | 1 | 29                          | 20 | 2                    | 0 |
| Neutral                               | 12                               | 7  | 0 | 9                           | 5  | 0                    | 0 |
| In overtime                           | 6                                | 5  | 0 | 2                           | 3  | 0                    | 0 |
| Coming off a loss                     | 50                               | 27 | 0 | 16                          | 11 | 0                    | 0 |
| Coming off a win                      | 184                              | 53 | 1 | 60                          | 23 | 4                    | 0 |
| Coming off an open date               | 19                               | 2  | 0 | 8                           | 1  | 1                    | 0 |
| vs. AP Top 25                         | 28                               | 24 | 0 | 20                          | 20 | 0                    | 0 |
| Both teams are in the AP Top 25       | 20                               | 19 | 0 | 16                          | 17 | 0                    | 0 |
| Neither team is in the AP Top 25      | 54                               | 30 | 0 | 22                          | 14 | 0                    | 0 |
| Team is ranked higher                 | 89                               | 13 | 0 | 67                          | 10 | 6                    | 0 |
| Opponent is ranked higher             | 10                               | 17 | 0 | 7                           | 13 | 0                    | 0 |
| vs. In-State Opponents                | 76                               | 22 | 2 | 6                           | 0  | 0                    | 0 |
| In August                             | 5                                | 2  | 0 | 2                           | 0  | 0                    | 0 |
| In September                          | 83                               | 35 | 0 | 31                          | 12 | 2                    | 0 |
| In October                            | 91                               | 26 | 2 | 32                          | 8  | 4                    | 0 |
| In November                           | 76                               | 26 | 0 | 28                          | 13 | 0                    | 0 |
| In December                           | 12                               | 3  | 0 | 4                           | 2  | 0                    | 0 |
| In January                            | 1                                | 4  | 0 | 1                           | 3  | 0                    | 0 |
| On TV (except GVSU regular season)    | 127                              | 45 | 0 | 97                          | 37 | 6                    | 0 |
| On NBC                                | 57                               | 13 | 0 | 57                          | 13 | 3                    | 0 |
| On NBCSN                              | 3                                | 0  | 0 | 3                           | 0  | 0                    | 0 |
| On ABC                                | 22                               | 12 | 0 | 20                          | 12 | 2                    | 0 |
| On ACCN                               | 1                                | 0  | 0 | 1                           | 0  | 0                    | 0 |
| On ESPN                               | 15                               | 8  | 0 | 7                           | 6  | 0                    | 0 |
| On ESPN2                              | 8                                | 2  | 0 | 1                           | 0  | 0                    | 0 |
| On CBS                                | 4                                | 3  | 0 | 4                           | 3  | 0                    | 0 |
| On CBS Sports Network                 | 0                                | 1  | 0 | 0                           | 1  | 0                    | 0 |
| On FOX                                | 2                                | 3  | 0 | 2                           | 3  | 0                    | 0 |
| On USA Network                        | 1                                | 0  | 0 | 1                           | 0  | 1                    | 0 |
| Morning Games (kicks off before noon) | 0                                | 1  | 0 | 0                           | 1  | 0                    | 0 |
| Afternoon Games                       | 179                              | 60 | 2 | 61                          | 16 | 5                    | 0 |
| Night Games (6 p.m. or later)         | 89                               | 33 | 0 | 36                          | 20 | 1                    | 0 |
| Decided by three points or fewer      | 45                               | 23 | 2 | 12                          | 13 | 0                    | 0 |
| Decided by seven points or fewer      | 84                               | 44 | 2 | 29                          | 21 | 1                    | 0 |
| Scoring first                         | 186                              | 38 | 0 | 72                          | 20 | 4                    | 0 |
| Opponent scores first                 | 80                               | 56 | 2 | 25                          | 17 | 2                    | 0 |
| Leading at halftime                   | 212                              | 21 | 0 | 79                          | 11 | 6                    | 0 |
| Tied at halftime                      | 18                               | 6  | 0 | 7                           | 1  | 0                    | 0 |
| Trailing at halftime                  | 35                               | 67 | 2 | 10                          | 25 | 0                    | 0 |

## THE RECORD WHEN...

| Stat                                     | Kelly's Career<br>Record (W-L-T) |    |   | Kelly at ND<br>Record (W-L) |    | 2020<br>Record (W-L) |   |
|------------------------------------------|----------------------------------|----|---|-----------------------------|----|----------------------|---|
| Leading after three quarters             | 226                              | 17 | 0 | 80                          | 9  | 6                    | 0 |
| Tied after three quarters                | 12                               | 6  | 0 | 4                           | 5  | 0                    | 0 |
| Trailing after three quarters            | 28                               | 71 | 0 | 11                          | 23 | 0                    | 0 |
| Scoring 40+ points                       | 101                              | 3  | 0 | 33                          | 2  | 3                    | 0 |
| Scoring 30-39 points                     | 76                               | 11 | 0 | 29                          | 7  | 1                    | 0 |
| Scoring 20-29 points                     | 68                               | 36 | 1 | 25                          | 14 | 1                    | 0 |
| Scoring 0-19 points                      | 23                               | 44 | 1 | 10                          | 13 | 1                    | 0 |
| Allowing 40+ points                      | 7                                | 24 | 0 | 1                           | 10 | 0                    | 0 |
| Allowing 30-39 points                    | 19                               | 35 | 0 | 8                           | 13 | 0                    | 0 |
| Allowing 20-29 points                    | 70                               | 27 | 1 | 22                          | 9  | 1                    | 0 |
| Allowing 0-19 Points                     | 172                              | 8  | 1 | 66                          | 3  | 5                    | 0 |
| Outrushing opponent                      | 209                              | 29 | 1 | 72                          | 8  | 6                    | 0 |
| Getting outrushed                        | 54                               | 64 | 2 | 23                          | 29 | 0                    | 0 |
| Passing for more yards                   | 174                              | 61 | 1 | 61                          | 28 | 4                    | 0 |
| Passing for fewer yards                  | 93                               | 30 | 1 | 36                          | 9  | 2                    | 0 |
| Outgaining opponent                      | 225                              | 31 | 1 | 80                          | 14 | 6                    | 0 |
| Outgained by opponent                    | 41                               | 60 | 1 | 17                          | 23 | 0                    | 0 |
| Winning time of possession battle        | 141                              | 28 | 0 | 52                          | 6  | 5                    | 0 |
| Losing time of possession battle         | 125                              | 64 | 2 | 45                          | 31 | 1                    | 0 |
| Scoring a defensive or special teams TD  | 78                               | 9  | 0 | 19                          | 5  | 2                    | 0 |
| Allowing a defensive or special teams TD | 25                               | 31 | 0 | 11                          | 12 | 1                    | 0 |
| Fewer penalty yards                      | 85                               | 44 | 1 | 47                          | 19 | 4                    | 0 |
| More penalty yards                       | 173                              | 48 | 1 | 48                          | 18 | 1                    | 0 |
| Winning turnover battle                  | 154                              | 16 | 0 | 51                          | 5  | 1                    | 0 |
| Losing turnover battle                   | 64                               | 56 | 1 | 23                          | 28 | 1                    | 0 |
| Having an individual 100-yard rusher     | 126                              | 26 | 1 | 43                          | 9  | 4                    | 0 |
| Having an individual 100-yard receiver   | 103                              | 33 | 0 | 33                          | 16 | 2                    | 0 |
| Having an individual 200-yard passer     | 176                              | 49 | 1 | 62                          | 23 | 3                    | 0 |
| Having a QB rush for 100 yards           | 9                                | 1  | 0 | 7                           | 1  | 0                    | 0 |
| Allowing an individual 100-yard rusher   | 47                               | 52 | 1 | 15                          | 24 | 0                    | 0 |
| Allowing an individual 100-yard receiver | 75                               | 38 | 0 | 19                          | 13 | 1                    | 0 |
| Allowing an individual 200-yard passer   | 106                              | 45 | 1 | 39                          | 23 | 2                    | 0 |

**STARTER SHEET**

| OFFENSE           | Pos.     | 2020 | Streak | Career | DEFENSE                 | Pos. | 2020 | Streak | Career |
|-------------------|----------|------|--------|--------|-------------------------|------|------|--------|--------|
| Tommy Kraemer     | LG/RG/RT | 6    | 6      | 35     | Daelin Hayes            | DL   | 6    | 6      | 19     |
| Liam Eichenberg   | LT       | 6    | 32     | 32     | Kurt Hinish             | NG   | 6    | 18     | 18     |
| Ian Book          | QB       | 6    | 21     | 29     | Jeremiah Owusu-Koramoah | LB   | 6    | 18     | 18     |
| Robert Hainsey    | RT/RG    | 6    | 6      | 28     | Drew White              | LB   | 6    | 12     | 17     |
| Aaron Banks       | LG       | 6    | 24     | 24     | Shaun Crawford          | CB/S | 6    | 9      | 16     |
| Jarrett Patterson | C        | 6    | 18     | 18     | Myron Tagovailoa-Amosa  | DT   | 4    | 2      | 15     |
| Tommy Tremble     | TE       | 6    | 7      | 12     | Ade Ogundejí            | DE   | 6    | 7      | 7      |
| Javon McKinley    | WR       | 6    | 6      | 8      | TaRiq Bracy             | CB   | 4    | 1      | 6      |
| Brock Wright      | TE       | 4    | 1      | 7      | Kyle Hamilton           | S    | 5    | 4      | 6      |
| Kyren Williams    | RB       | 6    | 6      | 6      | Nick McCloud            | CB   | 5    | 3      | 5      |
| Ja'far Armstrong  | RB       | 0    | 0      | 4      | Shayne Simon            | LB   | 4    | 4      | 4      |
| Josh Lugg         | RT       | 0    | 0      | 4      | Jayson Ademilola        | DL   | 2    | 0      | 2      |
| Ben Skowronek     | WR       | 4    | 3      | 4      | Houston Griffith        | CB   | 2    | 0      | 2      |
| Lawrence Keys III | WR       | 0    | 0      | 3      | Clarence Lewis          | S/CB | 2    | 0      | 2      |
| Braden Lenzy      | WR       | 1    | 0      | 3      | Jack Kiser              | LB   | 1    | 0      | 1      |
| Avery Davis       | WR       | 2    | 0      | 2      | Marist Liufau           | LB   | 1    | 0      | 1      |
| Michael Mayer     | TE       | 1    | 0      | 1      |                         |      |      |        |        |

**CAREER STARTS BY POSITION**

| WR           | LT                    | LG           | C              | RG                  | RT           | TE           | WR           | QB           | WR                 | RB            |
|--------------|-----------------------|--------------|----------------|---------------------|--------------|--------------|--------------|--------------|--------------------|---------------|
| McKinley (8) | Eichenberg (32)       | Kraemer (17) | Patterson (18) | Banks (14)          | Hainsey (27) | Tremble (12) | Davis (2)    | Book (29)    | Skowronek (4)      | Williams (6)  |
| Keys III (3) |                       | Banks (10)   |                | Hainsey (1)         | Kraemer (13) | Wright (7)   |              |              | Lenzy (1)          | Armstrong (4) |
| Lenzy (2)    |                       |              |                | Kraemer (6)         | Lugg (4)     | Mayer (1)    |              |              |                    |               |
| DL           | DL                    | DL           | DL             | ROV                 | MIKE         | BUCK         | CB           | S            | S                  | CB            |
| Ogundejí (6) | Tagovailoa-Amosa (15) | Hinish (18)  | Hayes (19)     | Owusu-Koramoah (17) | White (17)   | Simon (4)    | McCloud (5)  | Hamilton (6) | Crawford (5)       | Crawford (11) |
|              | Ademilola, Jayson (2) |              |                |                     |              | Kiser (1)    | Griffith (1) | Lewis (1)    | Owusu-Koramoah (1) | Bracy (6)     |
|              | Ogundejí (1)          |              |                |                     |              | Liufau (1)   |              |              |                    | Griffith (1)  |
|              |                       |              |                |                     |              |              |              |              |                    | Lewis (1)     |



## NOTRE DAME 20+ YARD PLAYS

| YARDS | TYPE | PLAYER(S)                   | OPPONENT      |
|-------|------|-----------------------------|---------------|
| 75    | Pass | Ian Book to Kyren Williams  | Duke          |
| 73*   | Pass | Ian Book to Ben Skowronek   | Pittsburgh    |
| 65    | Rush | Kyren Williams              | Florida State |
| 46*   | Rush | Kyren Williams              | Florida State |
| 45*   | Rush | Chris Tyree                 | Florida State |
| 41    | Pass | Ian Book to Javon McKinley  | Pittsburgh    |
| 38    | KOR  | Chris Tyree                 | Duke          |
| 38    | Pass | Ian Book to Javon McKinley  | Florida State |
| 36    | Pass | Ian Book to Javon McKinley  | Florida State |
| 36    | KOR  | Jafar Armstrong             | Florida State |
| 34    | Pass | Ian Book to Javon McKinley  | Georgia Tech  |
| 34*   | Pass | Ian Book to Ben Skowronek   | Pittsburgh    |
| 31    | Pass | Ian Book to Javon McKinley  | Georgia Tech  |
| 31    | Rush | Chris Tyree                 | South Florida |
| 31    | Rush | C'Bo Flemister              | South Florida |
| 28    | KOR  | Chris Tyree                 | Florida State |
| 27    | Pass | Ian Book to Tommy Tremble   | South Florida |
| 26*   | Rush | Kyren Williams              | Duke          |
| 26*   | Rush | C'Bo Flemister              | South Florida |
| 26    | KOR  | Chris Tyree                 | Florida State |
| 25    | Rush | Chris Tyree                 | Duke          |
| 25    | Pass | Ian Book to Tommy Tremble   | South Florida |
| 24    | Rush | Kyren Williams              | Louisville    |
| 23    | Pass | Ian Book to Michael Mayer   | Pittsburgh    |
| 23    | INT  | Shaun Crawford (return)     | Florida State |
| 22    | KOR  | Chris Tyree                 | Louisville    |
| 22    | Pass | Ian Book to Braden Lenzy    | South Florida |
| 21    | Rush | C'Bo Flemister              | Georgia Tech  |
| 21    | Rush | Chris Tyree                 | Georgia Tech  |
| 21    | Pass | Ian Book to Avery Davis     | Pittsburgh    |
| 20    | Pass | Ian Book to Kyren Williams  | Georgia Tech  |
| 20    | KOR  | Chris Tyree                 | Georgia Tech  |
| 20    | Pass | Ian Book to Kyren Williams  | Pittsburgh    |
| 20    | Rush | Ian Book                    | Louisville    |
| 20    | Pass | Ian Book to Jafar Armstrong | Duke          |
| 20    | Pass | Ian Book to Joe Wilkins Jr. | Duke          |

## OPPONENT 20+ YARD PLAYS

| YARDS | TYPE | PLAYER(S)                            | ND OPPONENT   |
|-------|------|--------------------------------------|---------------|
| 93*   | FR   | Zamari Walton                        | Georgia Tech  |
| 55    | Pass | Chase Brice to Eli Pancol            | Duke          |
| 48    | Pass | Jordan Travis to Tamorrion Terry     | Florida State |
| 42    | Rush | Johnny Ford                          | South Florida |
| 39    | Pass | Jeff Sims to Jalen Camp              | Georgia Tech  |
| 36    | Pass | Noah Johnson to Latrell Williams     | South Florida |
| 34    | Pass | Jeff Sims to Jahmyr Gibbs            | Georgia Tech  |
| 33    | Pass | Joey Yellen to Jordan Addison        | Pittsburgh    |
| 33    | Rush | Jordan Travis                        | Florida State |
| 32    | KOR  | DJ Turner                            | Pittsburgh    |
| 31    | Pass | Jordan Travis to Lawrance Toafili    | Florida State |
| 30    | Pass | Jordan Travis to Tamorrion Terry     | Florida State |
| 29    | Pass | Malik Cunningham to Javian Hawkins   | Louisville    |
| 28    | KOR  | Hassan Hall                          | Louisville    |
| 28    | Pass | Malik Cunningham to Tutu Atwell      | Louisville    |
| 28    | Rush | Javian Hawkins                       | Louisville    |
| 26    | KOR  | Brian Battie                         | South Florida |
| 25    | Pass | Chase Brice to Jalon Calhoun         | Duke          |
| 25    | KOR  | Damond Philyaw-Johnson               | Duke          |
| 25    | Pass | Jordan Travis to Tamorrion Terry     | Florida State |
| 24    | KOR  | DJ Turner                            | Pittsburgh    |
| 23    | KOR  | Hassan Hall                          | Louisville    |
| 23    | Rush | Chase Brice                          | Duke          |
| 23    | Pass | Chase Brice to Noah Gray             | Duke          |
| 22    | Pass | Joey Yellen to Shockey Jacques-Louis | Pittsburgh    |
| 22    | Rush | Johnny Ford                          | South Florida |
| 22    | Pass | Chase Brice to Noah Gray             | Duke          |
| 22    | KOR  | Corey Wren                           | Florida State |
| 21    | KOR  | Jashaun Corbin                       | Florida State |
| 20    | KOR  | Terrence Horne                       | South Florida |
| 20    | KOR  | Johnny Ford                          | South Florida |

\* Touchdown play





## NOTRE DAME SCORING DRIVES

| Date     | Opponent      | Qtr         | Scoring Play                                                    | Plays-Yds | Time  | Score (ND-Opp.) |
|----------|---------------|-------------|-----------------------------------------------------------------|-----------|-------|-----------------|
| 9.12.20  | Duke          | 2nd - 10:39 | #23 K.Williams 1 yd rush (#39 J.Doerer kick)                    | 12-96     | 04:37 | 7-3             |
|          |               | 2nd - 00:00 | #39 J.Doerer 48 yd FG                                           | 9-54      | 01:13 | 10-6            |
|          |               | 3rd - 07:57 | #23 K.Williams 26 yd rush (#39 J.Doerer kick)                   | 7-59      | 03:32 | 17-6            |
|          |               | 4th - 10:58 | #3 A.Davis 17 yd pass from #12 I.Book (#39 J.Doerer kick)       | 15-83     | 06:14 | 24-13           |
|          |               | 4th - 05:21 | #39 J.Doerer 34 yd FG                                           | 6-40      | 03:45 | 27-13           |
| 9.19.20  | South Florida | 1st - 12:05 | Ian Book 4 yd run (Jonathan Doerer kick)                        | 7-55      | 2:50  | 7-0             |
|          |               | 1st - 07:06 | Chris Tyree 1 yd run (Jonathan Doerer kick)                     | 7-43      | 3:24  | 14-0            |
|          |               | 2nd - 14:25 | Ian Book 1 yd run (Jonathan Doerer kick)                        | 11-58     | 5:07  | 21-0            |
|          |               | 2nd - 11:15 | Flemister, C'Bo 26 yd run (Jonathan Doerer kick)                | 5-53      | 1:57  | 28-0            |
|          |               | 2nd - 01:55 | Ian Book 1 yd run (Jonathan Doerer kick)                        | 4-25      | 0:54  | 35-0            |
|          |               | 3rd - 06:34 | Jonathan Doerer 22 yd field goal                                | 10-60     | 3:21  | 38-0            |
|          |               | 3rd - 03:23 | Botelho, Jordan 1 yd blocked punt return (Jonathan Doerer kick) |           |       | 45-0            |
|          |               | 4th - 02:15 | Jafar Armstrong 5 yd run (Goepferich, Dawson kick)              | 10-66     | 7:00  | 52-0            |
|          |               |             |                                                                 |           |       |                 |
| 10.10.20 | Florida State | 1st - 10:43 | Mayer,Michael 8 yd pass from Book,Ian (Doerer,Jonathan kick)    | 3-75      | 1:20  | 7-3             |
|          |               | 1st - 06:10 | Williams,Kyren 46 yd run (Doerer,Jonathan kick)                 | 5-76      | 2:19  | 14-3            |
|          |               | 2nd - 12:27 | Williams,Kyren 1 yd run (Doerer,Jonathan kick)                  | 8-75      | 3:11  | 21-17           |
|          |               | 2nd - 05:25 | Tyree,Chris 45 yd run (Doerer,Jonathan kick)                    | 4-81      | 1:50  | 28-17           |
|          |               | 2nd - 00:11 | Lenzy,Braden 6 yd pass from Book,Ian (Doerer,Jonathan kick)     | 8-57      | 0:58  | 35-20           |
|          |               | 3rd - 08:40 | Book,Ian 3 yd run (Doerer,Jonathan kick)                        | 8-73      | 3:39  | 42-26           |
| 10.17.20 | Louisville    | 1st - 09:26 | Jonathan Doerer 32 yd field goal                                | 12-61     | 5:34  | 3-0             |
|          |               | 1st - 00:30 | Jonathan Doerer 30 yd field goal                                | 15-76     | 7:09  | 6-0             |
|          |               | 3rd - 03:43 | Ian Book 13 yd run (Javon McKinley pass failed)                 | 8-66      | 3:49  | 12-7            |
| 10.24.20 | Pittsburgh    | 1st - 10:08 | Ben Skowronek 34 yd pass from Ian Book (Jonathan Doerer kick)   | 11-75     | 4:52  | 7-0             |
|          |               | 2nd - 10:37 | Ben Skowronek 73 yd pass from Ian Book (Jonathan Doerer kick)   | 4-87      | 1:29  | 14-3            |
|          |               | 2nd - 01:29 | Kyren Williams 2 yd run (Jonathan Doerer kick)                  | 8-46      | 3:42  | 21-3            |
|          |               | 2nd - 00:11 | Isaiah Foskey 0 yd blocked punt return (Jonathan Doerer kick)   |           |       | 28-3            |
|          |               | 3rd - 07:34 | Jonathan Doerer 21 yd field goal                                | 14-72     | 6:10  | 31-3            |
|          |               | 3rd - 04:22 | Michael Mayer 14 yd pass from Ian Book (Jonathan Doerer kick)   | 4-49      | 2:01  | 38-3            |
| 10.31.20 | Georgia Tech  | 3rd - 02:42 | C'Bo Flemister 2 yd run (Jonathan Doerer kick)                  | 4-35      | 1:33  | 45-3            |
|          |               | 1st - 06:16 | Joe Wilkins, Jr. 8 yd pass from Ian Book (Jonathan Doerer kick) | 15-81     | 8:38  | 7-0             |
|          |               | 2nd - 10:47 | Kyren Williams 2 yd run (Jonathan Doerer kick)                  | 7-75      | 3:48  | 14-7            |
|          |               | 2nd - 01:49 | Jonathan Doerer 32 yd field goal                                | 8-35      | 2:10  | 17-7            |
|          |               | 3rd - 10:43 | Kyren Williams 4 yd run (Jonathan Doerer kick)                  | 6-65      | 2:56  | 24-7            |
|          |               | 4th - 12:59 | C'Bo Flemister 3 yd run (Jonathan Doerer kick)                  | 9-74      | 4:32  | 31-7            |

## OPPONENT SCORING DRIVES

| Date     | Opponent      | Qtr         | Scoring Play                                                            | Plays-Yds | Time  | Score (ND-Opp.) |
|----------|---------------|-------------|-------------------------------------------------------------------------|-----------|-------|-----------------|
| 9.12.20  | Duke          | 1st - 07:01 | #44 C.Ham 29 yd FG                                                      | 10-79     | 03:53 | 0-3             |
|          |               | 2nd - 03:20 | #44 C.Ham 30 yd FG                                                      | 11-80     | 04:12 | 7-6             |
|          |               | 3rd - 02:19 | #8 C.Brice 2 yd rush (#44 C.Ham kick)                                   | 6-39      | 02:24 | 17-13           |
| 9.19.20  | South Florida |             | NONE                                                                    |           |       |                 |
| 10.10.20 | Florida State | 1st - 12:03 | Fitzgerald,Ryan 42 yd field goal                                        | 4-8       | 2:07  | 0-3             |
|          |               | 1st - 02:51 | Travis,Jordan 4 yd run (Fitzgerald,Ryan kick)                           | 3-19      | 1:13  | 14-10           |
|          |               | 1st - 00:38 | Terry,Tamorriorion 48 yd pass from Travis,Jordan (Fitzgerald,Ryan kick) | 4-71      | 1:13  | 14-17           |
|          |               | 2nd - 01:17 | Fitzgerald,Ryan 26 yd field goal                                        | 13-67     | 4:08  | 28-20           |
|          |               | 3rd - 12:25 | Webb,La'Damian 7 yd run (Terry,Tamorriorion pass failed)                | 7-75      | 2:35  | 35-26           |
| 10.17.20 | Louisville    | 3rd - 07:37 | Ford,Marshon 1 yd pass from Cunningham,Mali (Turner,Jason kick)         | 13-83     | 7:16  | 6-7             |
| 10.24.20 | Pittsburgh    | 1st - 07:38 | Alex Kessman 45 yd field goal                                           | 10-37     | 2:30  | 7-3             |
| 10.31.20 | Georgia Tech  | 2nd - 14:42 | Zamari Walton 93 yd fumble recovery (Jude Kelley kick)                  |           |       | 7-7             |
|          |               | 4th - 07:15 | Jordan Mason 1 yd run (Adonicas Sanders rush failed)                    | 8-69      | 2:42  | 31-13           |

**NOTRE DAME**
**Rushing**

|                                                        |                                                                              |
|--------------------------------------------------------|------------------------------------------------------------------------------|
| Had 500 or more yards:                                 | at Boston College, 2017 (515)                                                |
| Had 450 or more yards:                                 | at Boston College, 2017 (515)                                                |
| Had 400 or more yards:                                 | at Boston College, 2017 (515)                                                |
| Had 300 or more yards:                                 | vs. Florida State, 2020 (353)                                                |
| Had 70 or more rushing attempts:                       | vs. Michigan State, 1991 (76)                                                |
| Had 60 or more rushing attempts:                       | vs. Navy, 2007 (63)                                                          |
| Had 50 or more rushing attempts:                       | at Pittsburgh, 2020 (50)                                                     |
| Had eight or more rush TDs:                            | vs. Pittsburgh, 1965 (9)                                                     |
| Had seven or more rush TDs:                            | at Boston College, 2017 (7)                                                  |
| Had six or more rush TDs:                              | vs. South Florida, 2020 (6)                                                  |
| Had five or more rush TDs:                             | vs. South Florida, 2020 (6)                                                  |
| Had four or more rush TDs:                             | vs. Florida State, 2020 (4)                                                  |
| Had two or more players with 200 rush yards in a game: | at Boston College, 2017<br>(Josh Adams 229, Brandon Wimbush 207)             |
| Had three players with 100 rush yards in a game:       | vs. Temple, 2017<br>(Josh Adams 161, DeShone Kizer 124, Brandon Wimbush 106) |
| Had two or more players with 100 rush yards in a game: | vs. Florida State, 2020<br>(Kyren Williams 185, Chris Tyree 103)             |
| Had a quarterback rush for 100 yards in a game:        | vs. Duke, 2019 (Ian Book, 139)                                               |

**Passing**

|                                          |                               |
|------------------------------------------|-------------------------------|
| Had 500 or more yards:                   | at USC, 1970 (526)            |
| Had 400 or more yards:                   | vs. New Mexico, 2019 (434)    |
| Had 300 or more yards:                   | at Pitt, 2020 (319)           |
| Had 50 or more pass attempts:            | vs. Virginia Tech, 2019 (53)  |
| Had 40 or more pass attempts:            | vs. Boston College, 2019 (40) |
| Had 30 or more pass attempts:            | at Pittsburgh, 2020 (33)      |
| Had 35 or more pass completions:         | at Clemson, 2015 (35)         |
| Had 30 or more pass completions:         | at Clemson, 2015 (35)         |
| Had 25 or more pass completions:         | vs. Boston College, 2019 (26) |
| Had six or more passing TDs:             | vs. Bowling Green, 2019 (6)   |
| Had five or more passing TDs:            | vs. Navy, 2019 (5)            |
| Had four or more passing TDs:            | at Stanford, 2019 (4)         |
| Had three or more passing TDs:           | at Pittsburgh, 2020 (3)       |
| Had three or more passing TDs in a half: | at Stanford, 2019 (3)         |
| Had five or more passes intercepted:     | vs. USC, 1967 (7)             |
| Had four or more passes intercepted:     | at Arizona State, 2014 (4)    |
| Had three or more passes intercepted:    | vs. Ball State, 2018 (3)      |

**Receiving**

|                                                       |                                                                         |
|-------------------------------------------------------|-------------------------------------------------------------------------|
| Had two players with 100 receiving yards in a game:   | at Stanford, 2017 (Kevin Stepherson - 112, Equanimeous St. Brown - 111) |
| Had a player with over 150 receiving yards in a game: | vs. Wake Forest, 2017 (Chase Claypool - 180)                            |
| Had two players with 10 catches in a game:            | vs. BYU, 2005 (Maurice Stovall - 14, Jeff Samardzija - 10)              |

**Combination Offense**

|                                                                         |                                                                                                                             |
|-------------------------------------------------------------------------|-----------------------------------------------------------------------------------------------------------------------------|
| Had a 400-yard passer and 100-yard rusher in a game:                    | vs. Syracuse, 2016 (DeShone Kizer - 471, Josh Adams - 102)                                                                  |
| Had a 300-yard passer and 100-yard rusher in a game:                    | vs. Navy, 2018 (Ian Book - 330, Dexter Williams - 142)                                                                      |
| Had a 400-yard passer and 100-yard receiver in a game:                  | vs. Syracuse, 2016 (DeShone Kizer - 471, Equanimeous St. Brown - 182)                                                       |
| Had a 300-yard passer and 100-yard receiver in a game:                  | at Pittsburgh, 2020 (Ian Book - 316, Ben Skowronek - 107)                                                                   |
| Had a 400-yard passer, 100-yard rusher and 100-yard receiver in a game: | vs. Syracuse, 2016 (DeShone Kizer - 471, Josh Adams - 102, Equanimeous St. Brown - 182)                                     |
| Had a 300-yard passer, 100-yard rusher and 100-yard receiver in a game: | vs. Syracuse, 2016 (DeShone Kizer - 471, Josh Adams - 102, Equanimeous St. Brown - 182)                                     |
| Had a 200-yard passer, 100-yard rusher and 100-yard receiver in a game: | vs. Florida State, 2020 (Ian Book - 201, Kyren Williams - 185 rush, Chris Tyree - 103 rush, Javon McKinley - 107 receiving) |
| Had a 400-yard passer and 100-yard rusher in a game:                    | vs. Syracuse, 2016 (DeShone Kizer - 471, Josh Adams - 102)                                                                  |
| Had a 200-yard passer and 100-yard rusher in a game:                    | vs. Florida State, 2020 (Ian Book - 201, Kyren Williams - 185 rush, Chris Tyree - 103 rush)                                 |
| Had a 100-yard receiver and 100-yard rusher in a game:                  | vs. Florida State, 2020 (Kyren Williams - 185 rush, Chris Tyree - 103 rush, Javon McKinley - 107 receiving)                 |

**Total Offense**

|                                      |                               |
|--------------------------------------|-------------------------------|
| Had 700 or more yards total offense: | vs. Wake Forest, 2017 (710)   |
| Had 650 or more yards total offense: | vs. Wake Forest, 2017 (710)   |
| Had 600 or more yards total offense: | vs. Wake Forest, 2017 (710)   |
| Had 500 or more yards total offense: | vs. Florida State, 2020 (554) |
| Had 400 or more yards total offense: | at Georgia Tech, 2020 (426)   |
| Had 100 or more plays total offense: | vs. Pittsburgh, 2012 (104)    |
| Had 85 or more plays total offense:  | vs. Boston College, 2019 (85) |
| Had 75 or more plays total offense:  | at Pittsburgh, 2020 (83)      |

## Scoring

|                                                                |                                                                                                                          |
|----------------------------------------------------------------|--------------------------------------------------------------------------------------------------------------------------|
| Scored 60 or more points:                                      | vs. New Mexico, 2019 (66)                                                                                                |
| Scored 50 or more points:                                      | vs. South Florida, 2020 (52)                                                                                             |
| Scored 40 or more points:                                      | at Pittsburgh, 2020 (45)                                                                                                 |
| Scored 30 or more points:                                      | at Georgia Tech, 2020 (31)                                                                                               |
| Scored a two-point conversion:                                 | vs. LSU (Citrus Bowl), 2017                                                                                              |
| Allowed 60 or more points:                                     | Never                                                                                                                    |
| Allowed 50 or more points:                                     | at Texas, 2016 (50)                                                                                                      |
| Allowed 40 or more points:                                     | at Michigan, 2019 (45)                                                                                                   |
| Allowed 30 or more points:                                     | at Michigan, 2019 (45)                                                                                                   |
| Was held scoreless:                                            | at Boston College, 2008 (17-0)                                                                                           |
| Was held scoreless at home:                                    | USC, 2007 (38-0)                                                                                                         |
| Was held scoreless on the road:                                | at Boston College, 2008 (17-0)                                                                                           |
| Was held without offensive touchdown:                          | vs. Clemson, 2019 Cotton Bowl (30-3)                                                                                     |
| Was held without offensive touchdown on the road:              | at NC State, 2016 (10-3)                                                                                                 |
| Was held without offensive touchdown at home:                  | vs. USC, 2007 (38-0)                                                                                                     |
| Held opponent scoreless:                                       | vs. South Florida, 2020 (52-0)                                                                                           |
| Held opponent scoreless at home:                               | vs. South Florida, 2020 (52-0)                                                                                           |
| Held opponent scoreless on the road:                           | at Purdue, 1993 (17-0)                                                                                                   |
| Held opponent without offensive touchdown:                     | at Pittsburgh, 2020 (45-3)                                                                                               |
| Held opponent without offensive touchdown on the road/neutral: | at Pittsburgh, 2020 (45-3)                                                                                               |
| Held opponent without offensive touchdown at home:             | vs. South Florida, 2020 (52-0)                                                                                           |
| Held opponent scoreless at neutral site:                       | vs. Maryland (Giants Stadium - East Rutherford, NJ), 2002 (22-0)                                                         |
| Held two or more opponents scoreless in a season:              | 2002 vs. Maryland (22-0) vs. Rutgers (42-0)                                                                              |
| Held three or more opponents scoreless in a season:            | 1976 vs. Purdue (23-0) at Northwestern (49-0), vs. Oregon (41-0)                                                         |
| Held four or more opponents scoreless in a season:             | 1966 vs. Army (35-0) vs. North Carolina (32-0), at Oklahoma (38-0), vs. Pittsburgh (40-0) vs. Duke (64-0), at USC (51-0) |
| Held five or more opponents scoreless in a season:             | 1966 vs. Army (35-0) vs. North Carolina (32-0), at Oklahoma (38-0), vs. Pittsburgh (40-0) vs. Duke (64-0), at USC (51-0) |
| Held six or more opponents scoreless in a season:              | 1966 vs. Army (35-0) vs. North Carolina (32-0), at Oklahoma (38-0), vs. Pittsburgh (40-0) vs. Duke (64-0), at USC (51-0) |
| Had multiple players with multiple TDs in a game:              | vs. Florida State, 2018 (Dexter Williams - 2, Alizé Mack - 2)                                                            |

## Turnovers

|                                             |                                                                                 |
|---------------------------------------------|---------------------------------------------------------------------------------|
| Did not commit a turnover:                  | at Pittsburgh, 2020                                                             |
| Committed six or more turnovers:            | vs. Navy, 1984 (6)                                                              |
| Committed five or more turnovers:           | vs. Boston College, 2015 (5)                                                    |
| Lost four or more fumbles:                  | vs. Michigan State, 1999 (4)                                                    |
| Lost three or more fumbles:                 | at Clemson, 2015 (3)                                                            |
| Recorded six or more takeaways:             | vs. Michigan, 2012 (6)                                                          |
| Recorded five or more takeaways:            | vs. Virginia, 2019 (5)                                                          |
| Returned two or more interceptions for TDs: | vs. Stanford, 2002 (2)<br>(Shane Walton - 18 yards, Courtney Watson - 34 yards) |
| Returned an interception for a TD:          | vs. New Mexico (2019)<br>(Kyle Hamilton - 54 yards)                             |
| Returned a fumble for a TD:                 | vs. Navy, 2019 (1)<br>(Paul Moala - 27 yards)                                   |

## Defense

|                                                    |                                        |
|----------------------------------------------------|----------------------------------------|
| Held opponent to 50 or fewer rushing yards:        | at Pittsburgh, 2020 (44)               |
| Held opponent to 100 or fewer passing yards:       | vs. Boston College, 2019 (63)          |
| Held opponent to 200 or fewer passing yards:       | at Georgia Tech, 2020 (150)            |
| Held opponent to 300 or fewer yards total offense: | at Georgia Tech, 2020 (238)            |
| Held opponent to 200 or fewer yards total offense: | at Pittsburgh, 2020 (162)              |
| Intercepted five or more passes:                   | vs. Michigan, 2012 (5)                 |
| Intercepted four or more passes:                   | vs. Rutgers (Pinstripe Bowl), 2013 (4) |
| Intercepted three or more passes:                  | at Pittsburgh, 2020 (3)                |
| Forced five or more fumbles:                       | at Louisville, 2019 (5)                |
| Forced four or more fumbles:                       | vs. Navy, 2019 (4)                     |
| Forced three or more fumbles:                      | vs. Navy, 2019 (4)                     |
| Scored a safety:                                   | at North Carolina, 2017                |
| Recorded nine or more sacks:                       | vs. Rutgers, 1996 (9)                  |
| Recorded eight or more sacks:                      | vs. Virginia, 2019 (8)                 |
| Recorded seven or more sacks:                      | vs. Virginia, 2019 (8)                 |
| Recorded six or more sacks:                        | vs. Virginia, 2019 (8)                 |
| Recorded five or more sacks:                       | at Georgia Tech, 2020 (5)              |
| Held opponent to 10 or fewer first downs:          | at Duke, 2019 (10)                     |

## Special Teams

|                                           |                                                  |
|-------------------------------------------|--------------------------------------------------|
| Returned a punt for a TD:                 | vs. Massachusetts, 2015 (C.J. Sanders, 50 yards) |
| Returned a blocked punt for a TD:         | at Pittsburgh, 2020 (Isaiah Foskey, 0 yards)     |
| Returned a kickoff for a TD:              | vs. Syracuse, 2016 (C.J. Sanders, 93 yards)      |
| Returned a blocked FG for a TD:           | at Air Force, 2006 (Terrail Lambert, 76 yards)   |
| Blocked a punt:                           | at Pittsburgh, 2020 (Isaiah Foskey)              |
| Punted 10 or more times:                  | at Michigan, 2019 (10)                           |
| Did not punt:                             | vs. Navy, 2013                                   |
| Blocked a field goal:                     | vs. Bowling Green, 2019 (Julian Okwara)          |
| Had a field goal blocked:                 | at Texas, 2016                                   |
| Blocked a PAT kick:                       | vs. Florida State, 2018 (Jerry Tillery)          |
| Scored on a blocked PAT attempt:          | vs. Florida State, 2018 (Julian Love)            |
| Missed a kicking PAT:                     | vs. Syracuse, 2018                               |
| Had a kicking PAT blocked:                | vs. Florida State, 2018                          |
| Opponent scored on a blocked PAT attempt: | vs. Northwestern, 2014                           |
| Had a punt blocked:                       | at Northwestern, 2018                            |

## Miscellaneous

|                                            |                               |
|--------------------------------------------|-------------------------------|
| Had 30 or more first downs:                | vs. Wake Forest, 2017 (30)    |
| Had 25 or more first downs:                | at Pittsburgh, 2020 (28)      |
| Had 20 or more first downs:                | at Georgia Tech, 2020 (24)    |
| Was not penalized:                         | at LSU, 1997                  |
| Had 10 or more penalties:                  | at Stanford, 2019 (11)        |
| Had 120 or more yards in penalties:        | at Rutgers, 2000 (120)        |
| Had 40 minutes or more of possession time: | at Pittsburgh, 2020 (40:59)   |
| Had 35 minutes or more of possession time: | at Georgia Tech, 2020 (36:54) |
| Was involved in a tie game:                | at USC, 1994 (17-17)          |
| Was involved in an overtime game:          | at Texas, 2016 (47-50)        |
| Was involved in a double overtime game:    | at Texas, 2016 (47-50)        |
| Was involved in a triple overtime game:    | vs. Pittsburgh, 2012 (29-26)  |
| Was involved in a quadruple overtime game: | vs. Pittsburgh, 2008 (33-36)  |



**A NOTRE DAME PLAYER**
**Rushing**

|                                           |                                                                |
|-------------------------------------------|----------------------------------------------------------------|
| Rushed for 250 or more yards:             | Julius Jones at Pittsburgh, 2003 (262)                         |
| Rushed for 200 or more yards:             | Dexter Williams vs. Florida State, 2018 (202)                  |
| Rushed for 175 or more yards:             | Kyren Williams vs. Florida State, 2020 (185)                   |
| Rushed for 150 or more yards:             | Kyren Williams vs. Florida State, 2020 (185)                   |
| Rushed for 125 or more yards:             | Kyren Williams vs. Louisville, 2020 (127)                      |
| Rushed for 100 or more yards:             | Kyren Williams vs. Louisville, 2020 (127)                      |
| Quarterback rushed for 200 or more yards: | Brandon Wimbush at Boston College, 2017 (207)                  |
| Quarterback rushed for 100 or more yards: | Ian Book at Duke, 2019 (139)                                   |
| Rushed 40 or more times:                  | Allen Pinkett at LSU, 1984 (40)                                |
| Rushed 35 or more times:                  | Julius Jones vs. BYU, 2003 (35)                                |
| Rushed 30 or more times:                  | James Aldridge vs. Navy, 2007 (32)                             |
| Rushed 25 or more times:                  | Kyren Williams vs. Louisville, 2020 (25)                       |
| Rushed for four or more TDs:              | Brandon Wimbush at Boston College, 2017 (4)                    |
| Rushed for three or more TDs:             | Ian Book vs. South Florida, 2020 (3)                           |
| Rushed for two or more TDs:               | Kyren Williams at Georgia Tech, 2020 (2)                       |
| Had a run of 90 yards or more:            | Dexter Williams at Virginia Tech, 2018 (97)                    |
| Had a run of 80 or more yards:            | Tony Jones, Jr. vs. Iowa State - Camping World Bowl, 2019 (84) |
| Had a run of 70 or more yards:            | Tony Jones, Jr. vs. Iowa State - Camping World Bowl, 2019 (84) |
| Had a run of 60 or more yards:            | Kyren Williams vs. Florida State, 2020 (65)                    |
| Had a run of 50 or more yards:            | Kyren Williams vs. Florida State, 2020 (65)                    |

**Passing**

|                                       |                                                         |
|---------------------------------------|---------------------------------------------------------|
| Passed for 500 or more yards:         | Joe Theismann at USC, 1970 (526)                        |
| Passed for 400 or more yards:         | DeShone Kizer vs. Syracuse, 2016 (471)                  |
| Passed for 300 or more yards:         | Ian Book at Pittsburgh, 2020 (312)                      |
| Attempted 50 or more passes:          | Ian Book vs. Virginia Tech, 2019 (53)                   |
| Attempted 40 or more passes:          | Ian Book vs. Boston College, 2019 (40)                  |
| Attempted 30 or more passes:          | Ian Book at Pittsburgh, 2020 (30)                       |
| Completed 30 or more passes:          | Everett Golson at Florida State, 2014 (31)              |
| Completed 20 or more passes:          | Ian Book vs. Iowa State - Camping World Bowl, 2019 (20) |
| Threw six TDs:                        | Brady Quinn vs. BYU, 2005 (6)                           |
| Threw five or more TDs:               | Ian Book vs. Navy, 2019 (5)                             |
| Threw four or more TDs:               | Ian Book at Stanford, 2019 (4)                          |
| Threw three or more TDs:              | Ian Book at Pittsburgh, 2020 (3)                        |
| Threw three or more TDs in a half:    | Ian Book at Stanford, 2019 (3)                          |
| Threw five or more interceptions:     | Terry Hanratty vs. USC, 1967 (5)                        |
| Threw four or more interceptions:     | Everett Golson at Arizona State, 2014 (4)               |
| Threw three or more interceptions:    | Brandon Wimbush vs. Ball State, 2018 (3)                |
| Completed a pass of 90 yards or more: | Dayne Crist vs. Michigan, 2010 (95)                     |
| Completed a pass of 80 or more yards: | Brandon Wimbush at Stanford, 2017 (83)                  |
| Completed a pass of 70 or more yards: | Ian Book at Pittsburgh, 2020 (73)                       |
| Completed a pass of 60 or more yards: | Ian Book at Pittsburgh, 2020 (73)                       |
| Completed a pass of 50 or more yards: | Ian Book at Pittsburgh, 2020 (73)                       |

**Receiving**

|                                       |                                                                        |
|---------------------------------------|------------------------------------------------------------------------|
| Caught 15 or more passes:             | Never                                                                  |
| Caught 10 or more passes:             | Miles Boykin vs. Stanford, 2018 (11)                                   |
| Caught seven or more passes:          | Cole Kmet, Chris Finke and Chase Claypool vs. Boston College, 2019 (7) |
| Had 200 or more yards receiving:      | Golden Tate at Stanford, 2009 (201)                                    |
| Had 175 or more yards receiving:      | Chase Claypool vs. Wake Forest, 2017 (180)                             |
| Had 150 or more yards receiving:      | Chase Claypool vs. Wake Forest, 2017 (180)                             |
| Had 100 or more yards receiving:      | Ben Skowronek at Pittsburgh, 2020 (107)                                |
| Caught four or more TDs:              | Chase Claypool vs. Navy, 2019 (4)                                      |
| Caught three or more TDs:             | Chase Claypool vs. Navy, 2019 (4)                                      |
| Caught two or more TDs:               | Ben Skowronek at Pittsburgh, 2020 (2)                                  |
| Caught three or more TDs in one half: | Chase Claypool vs. Navy, 2019 (3)                                      |

**Total Offense**

|                                         |                                                   |
|-----------------------------------------|---------------------------------------------------|
| Had 500 or more yards total offense:    | Joe Theismann at USC, 1970 (512)                  |
| Had 400 or more yards total offense:    | Ian Book vs. New Mexico, 2019 (406)               |
| Had 100 yards both passing and rushing: | Ian Book at Duke, 2019 (181 passing, 139 rushing) |

**Scoring**

|                                         |                                                      |
|-----------------------------------------|------------------------------------------------------|
| Accounted for six or more touchdowns:   | Ian Book vs. New Mexico, 2019 (1 rushing, 5 passing) |
| Accounted for five or more touchdowns:  | Ian Book vs. Navy, 2019 (5 passing)                  |
| Accounted for four or more touchdowns:  | Ian Book (4 passing) at Stanford, 2019               |
| Accounted for three or more touchdowns: | Ian Book (3 passing) at Pittsburgh, 2020             |

**Defense**

|                                   |                                                                       |
|-----------------------------------|-----------------------------------------------------------------------|
| Intercepted three or more passes: | Harrison Smith vs. Miami (Fla.), 2010 (3)                             |
| Intercepted two or more passes:   | Alohi Gilman vs. Syracuse, 2018 (2)                                   |
| Recovered three or more fumbles:  | Never                                                                 |
| Forced two fumbles:               | Daelin Hayes at Georgia Tech, 2020 (2)                                |
| Recovered two fumbles:            | Julian Love vs. Vanderbilt, 2018 (2)                                  |
| Recorded 20 or more tackles:      | Manti Te'o vs. Stanford, 2010 (21)                                    |
| Recorded 15 or more tackles:      | Te'von Coney vs. LSU (Citrus Bowl), 2017 (17)                         |
| Recorded 10 or more tackles:      | Drew White vs. Navy, 2019 (10)                                        |
| Recorded 4.0 or more sacks:       | Jerry Tillery vs. Stanford, 2018 (4.0)                                |
| Recorded 3.0 or more sacks:       | Jeremiah Owusu-Koramoah vs. Iowa State - Camping World Bowl, 2019 (3) |
| Recorded 2.0 or more sacks:       | Daelin Hayes at Georgia Tech, 2020 (2.0)                              |

**Special Teams**

|                                             |                                                                |
|---------------------------------------------|----------------------------------------------------------------|
| Scored 17 or more points kicking:           | Kyle Brindza vs. Rutgers (Pinstripe Bowl), 2013 (17)           |
| Scored 15 or more points kicking:           | Jonathan Doerer vs. Iowa State - Camping World Bowl, 2019 (15) |
| Scored 10 or more points kicking:           | Jonathan Doerer vs. Iowa State - Camping World Bowl, 2019 (15) |
| Kicked five or more field goals:            | Kyle Brindza vs. Rutgers (Pinstripe Bowl), 2013 (5)            |
| Kicked four or more field goals:            | Jonathan Doerer vs. Iowa State - Camping World Bowl, 2019 (4)  |
| Kicked two field goals of 50 or more yards: | Never                                                          |
| Kicked a field goal of 50 or more yards:    | Jonathan Doerer vs. Iowa State - Camping World Bowl, 2019 (51) |
| Kicked a punt 70 or more yards:             | Tyler Newsome vs. Michigan State, 2016 (71)                    |
| Kicked a punt 60 or more yards:             | Jay Bramblett at Michigan, 2019 (61)                           |
| Punted 10 or more times:                    | Jay Bramblett at Michigan, 2019 (10)                           |
| Totaled 175 or more kickoff return yards:   | C.J. Sanders at Stanford, 2015 (182)                           |
| Totaled 100 or more punt return yards:      | C.J. Sanders at Stanford, 2015 (182)                           |

**AN OPPOSING TEAM**
**Rushing**

|                                                        |                                                     |
|--------------------------------------------------------|-----------------------------------------------------|
| Had 400 or more yards:                                 | Pittsburgh, 1975 (411)                              |
| Had 300 or more yards:                                 | Michigan, 2019 (303)                                |
| Had 200 or more yards:                                 | Navy, 2019 (281)                                    |
| Had 50 or more rushing attempts:                       | Navy, 2019 (64)                                     |
| Had five or more rush TDs:                             | Texas, 2016 (5)                                     |
| Had four or more rush TDs:                             | Texas, 2016 (5)                                     |
| Had two or more players with 100 rush yards in a game: | BYU, 2013<br>(Taysom Hill - 101, Paul Lasike - 101) |

**Passing**

|                                  |                      |
|----------------------------------|----------------------|
| Had 400 or more yards:           | USC, 2015 (440)      |
| Had 300 or more yards:           | Virginia, 2019 (334) |
| Had 60 or more pass attempts:    | Tennessee, 1990 (60) |
| Had 50 or more pass attempts:    | USC, 2018 (51)       |
| Had 40 or more pass attempts:    | Stanford, 2019 (47)  |
| Had 30 or more pass completions: | Virginia, 2019 (30)  |
| Had five or more passing TDs:    | USC, 2014 (6)        |
| Had four or more passing TDs:    | Stanford, 2017 (4)   |
| Had three or more passing TDs:   | Michigan, 2019 (3)   |

### Receiving

|                                                     |                                                          |
|-----------------------------------------------------|----------------------------------------------------------|
| Had two players with 100 receiving yards in a game: | Virginia, 2019<br>(Hasise Dubois, 143 and Joe Reed, 107) |
|-----------------------------------------------------|----------------------------------------------------------|

### Total Offense

|                                      |                                    |
|--------------------------------------|------------------------------------|
| Had 600 or more yards total offense: | Ohio State, 2006 Fiesta Bowl (617) |
| Had 500 or more yards total offense: | Wake Forest, 2017 (587)            |
| Had 400 or more yards total offense: | Florida State, 2020 (405)          |
| Had 90 or more plays:                | Wake Forest, 2018 (92)             |
| Had 80 or more plays:                | Virginia Tech, 2018 (85)           |
| Had 75 or more plays:                | Stanford, 2019 (75)                |

### Scoring

|                                |                     |
|--------------------------------|---------------------|
| Scored 60 or more points:      | Never               |
| Scored 50 or more points:      | Texas, 2016 (50)    |
| Scored 40 or more points:      | Michigan, 2019 (45) |
| Scored 30 or more points:      | Michigan, 2019 (45) |
| Scored a two-point conversion: | Navy, 2018          |

### Turnovers

|                                    |                                                     |
|------------------------------------|-----------------------------------------------------|
| Did not commit a turnover:         | Louisville, 2020                                    |
| Had three or more fumbles lost:    | Navy, 2019 (4)                                      |
| Intercepted five or more passes:   | USC, 1967 (7)                                       |
| Intercepted four or more passes:   | Arizona State, 2014 (4)                             |
| Intercepted three or more passes:  | Ball State, 2018 (3)                                |
| Returned an interception for a TD: | at Miami, Fla., 2017<br>(Trajan Bandy - 65 yards)   |
| Returned a fumble for a TD:        | at Georgia Tech, 2020<br>(Zamari Walton - 93 yards) |

### Defense

|                                              |                              |
|----------------------------------------------|------------------------------|
| Held ND to 10 or fewer first downs:          | at NC State, 2016 (10)       |
| Scored a safety:                             | vs. Stanford, 2016           |
| Held ND to 50 or fewer rushing yards:        | at Michigan, 2019 (47)       |
| Held ND to 200 or fewer passing yards:       | at Georgia Tech, 2020 (199)  |
| Held ND to 100 or fewer passing yards:       | at Boston College, 2017 (96) |
| Held ND to 300 or fewer yards total offense: | Michigan, 2019 (180)         |
| Held ND to 200 or fewer yards total offense: | at Michigan, 2019 (180)      |

### Special Teams

|                                                         |                                                      |
|---------------------------------------------------------|------------------------------------------------------|
| Returned a punt for a TD:                               | at USC, 2016 (Adore Jackson - 55 yards)              |
| Returned a blocked punt for a TD:                       | NC State, 2017<br>(Germaine Pratt - 0 yards)         |
| Returned a kickoff for a TD:                            | Pittsburgh, 2018 (Maurice French - 99 yards)         |
| Returned a punt for TD and kickoff for TD in same game: | at USC, 2016<br>(Adore Jackson - 55 yd PR; 97 yd KO) |
| Punted 10 or more times:                                | Boston College, 2010 (11)                            |
| Did not punt:                                           | Miami (Fla.), 1985                                   |
| Missed a kicking PAT:                                   | Massachusetts, 2015                                  |

### Miscellaneous

|                                                    |                                                                                  |
|----------------------------------------------------|----------------------------------------------------------------------------------|
| Had 30 or more first downs:                        | Wake Forest, 2017 (34)                                                           |
| Had 20 or more first downs:                        | Stanford, 2019 (26)                                                              |
| Had 10 or more penalties:                          | Pittsburgh, 2020 (12)                                                            |
| Had 100 or more yards in penalties:                | Georgia, 2017 (127)                                                              |
| Had 35 minutes or more of possession time:         | Navy, 2019 (36:00)                                                               |
| Had one 100-yard receiver and one 100-yard rusher: | Wake Forest, 2017<br>(Matt Colburn, 120 rushing; Anthony Bachman, 116 receiving) |

### AN OPPOSING PLAYER

#### Rushing

|                                |                                                     |
|--------------------------------|-----------------------------------------------------|
| Rushed for 300 or more yards:  | Tony Dorsett, Pittsburgh, 1975 (303)                |
| Rushed for 200 or more yards:  | Alexander Teich, Navy, 2010 (210)                   |
| Rushed for 150 or more yards:  | Tyler Gaffney, Stanford, 2013 (189)                 |
| Rushed for 100 or more yards:  | Malcolm Perry, Navy, 2019 (138)                     |
| Rushed 40 or more times:       | Craig Heyward, Pittsburgh, 1987 (42)                |
| Rushed 30 or more times:       | Tyler Gaffney, Stanford, 2013 (33)                  |
| Rushed 25 or more times:       | Malcolm Perry, Navy, 2019 (25)                      |
| Rushed for five or more TDs:   | Walter Reyes, Syracuse, 2003 (5)                    |
| Rushed for four or more TDs:   | Ezekiel Elliott, Ohio State (Fiesta Bowl), 2015 (4) |
| Rushed for three or more TDs:  | Tyrone Swoopes, Texas, 2016 (3)                     |
| Rushed for two or more TDs:    | Zach Charbonnet, at Michigan, 2019 (2)              |
| Had a run of 80 or more yards: | Jeff Smith, Boston College, 2015 (80)               |
| Had a run of 70 or more yards: | Gerald Holmes, Michigan State, 2016 (73)            |
| Had a run of 60 or more yards: | Gerald Holmes, Michigan State, 2016 (73)            |
| Had a run of 50 or more yards: | Malcolm Perry, Navy, 2018 (58)                      |

#### Passing

|                                       |                                     |
|---------------------------------------|-------------------------------------|
| Passed for 500 or more yards:         | Never                               |
| Passed for 400 or more yards:         | Matt Leinart, USC, 2004 (400)       |
| Passed for 300 or more yards:         | Bryce Perkins, Virginia, 2019 (334) |
| Attempted 60 or more passes:          | Andy Kelly, Tennessee, 1990 (60)    |
| Attempted 50 or more passes:          | JT Daniels, USC, 2018 (51)          |
| Attempted 40 or more passes:          | Davis Mills, Stanford, 2019 (46)    |
| Completed 30 or more passes:          | Bryce Perkins, Virginia, 2019 (30)  |
| Completed 20 or more passes:          | Chase Brice, Duke, 2020 (20)        |
| Threw six or more TDs:                | Cody Kessler, USC, 2014 (6)         |
| Threw five or more TDs:               | Cody Kessler, USC, 2014 (6)         |
| Threw four or more TDs:               | KJ Costello, Stanford, 2017 (4)     |
| Threw three or more TDs:              | KJ Costello, Stanford, 2017 (4)     |
| Completed a pass of 90 or more yards: | Kyle Orton, Purdue, 2004 (97)       |
| Completed a pass of 80 or more yards: | Cody Kessler, USC, 2015 (83)        |
| Completed a pass of 70 or more yards: | Eric Dungey, Syracuse, 2016 (72)    |
| Completed a pass of 60 or more yards: | Eric Dungey, Syracuse, 2016 (72)    |
| Completed a pass of 50 or more yards: | Chase Brice, Duke, 2020 (55)        |

#### Receiving

|                                  |                                          |
|----------------------------------|------------------------------------------|
| Caught 15 or more passes:        | Jalen Saunders, Oklahoma, 2012 (15)      |
| Caught 10 or more passes:        | Michael Wilson, Stanford, 2019 (10)      |
| Caught seven or more passes:     | Tamorrion Terry, Florida State, 2020 (9) |
| Had 200 or more yards receiving: | Selwyn Lymon, Purdue, 2006 (238)         |
| Had 150 or more yards receiving: | Canaan Severin, Virginia, 2015 (153)     |
| Had 100 or more yards receiving: | Tamorrion Terry, Florida State, 2020 (9) |
| Caught three or more TD passes:  | Jeremy Gallon, Michigan, 2013 (3)        |
| Caught two or more TD passes:    | James Gardner, Miami (Ohio), 2017 (2)    |

#### Scoring

|                                         |                                                    |
|-----------------------------------------|----------------------------------------------------|
| Accounted for six or more touchdowns:   | Cody Kessler, USC, 2014 (6 passing, 0 rushing)     |
| Accounted for five or more touchdowns:  | Eric Dungey, Syracuse, 2016 (2 passing, 3 rushing) |
| Accounted for four or more touchdowns:  | KJ Costello, Stanford, 2017 (4 passing, 0 rushing) |
| Accounted for three or more touchdowns: | KJ Costello, Stanford, 2017 (4 passing, 0 rushing) |

#### Defense

|                                   |                                             |
|-----------------------------------|---------------------------------------------|
| Intercepted three or more passes: | Rod Johnson, North Carolina State, 2003 (3) |
| Intercepted two or more passes:   | Justin Simmons, Boston College, 2015 (2)    |
| Recorded three or more sacks:     | Bradley Chubb, NC State, 2016 (3.0)         |
| Recorded two or more sacks:       | Monty Montgomery, Louisville, 2020 (2.0)    |

#### Special Teams

|                                         |                                           |
|-----------------------------------------|-------------------------------------------|
| Kicked four or more field goals:        | Jack Mitchell, Northwestern, 2014 (4)     |
| Kicked a field goal 50 or more yards:   | Matt Payne, BYU, 2004 (53)                |
| Kicked a punt of 65 or more yards:      | Jake Bailey, Stanford, 2017 (65)          |
| Totalled 100 or more kick return yards: | Damond Phillyaw-Johnson, Duke, 2019 (122) |



| Team Statistics         | ND           | OPP        |
|-------------------------|--------------|------------|
| SCORING                 | 209          | 62         |
| Points Per Game         | 34.8         | 10.3       |
| Points Off Turnovers    | 35           | 17         |
| FIRST DOWNS             | 147          | 89         |
| Rushing                 | 80           | 34         |
| Passing                 | 54           | 45         |
| Penalty                 | 13           | 10         |
| RUSHING YARDAGE         | 1386         | 562        |
| Yards gained rushing    | 1503         | 749        |
| Yards lost rushing      | 117          | 187        |
| Rushing Attempts        | 272          | 179        |
| Average Per Rush        | 5.1          | 3.1        |
| Average Per Game        | 231.0        | 93.7       |
| TDs Rushing             | 18           | 4          |
| PASSING YARDAGE         | 1237         | 1041       |
| Comp-Att-Int            | 94-155-1     | 93-178-4   |
| Average Per Pass        | 8.0          | 5.8        |
| Average Per Catch       | 13.2         | 11.2       |
| Average Per Game        | 206.2        | 173.5      |
| TDs Passing             | 7            | 2          |
| TOTAL OFFENSE           | 2623         | 1603       |
| Total Plays             | 427          | 357        |
| Average Per Play        | 6.1          | 4.5        |
| Average Per Game        | 437.2        | 267.2      |
| KICK RETURNS: #-Yards   | 12-272       | 22-395     |
| PUNT RETURNS: #-Yards   | 7-91         | 9-22       |
| INT RETURNS: #-Yards    | 4-39         | 1-0        |
| KICK RETURN AVERAGE     | 22.7         | 18.0       |
| PUNT RETURN AVERAGE     | 13.0         | 2.4        |
| INT RETURN AVERAGE      | 9.8          | 0.0        |
| FUMBLES-LOST            | 6-3          | 8-3        |
| PENALTIES-Yards         | 25-223       | 40-333     |
| Average Per Game        | 37.2         | 55.5       |
| PUNTS-Yards             | 21-870       | 35-1316    |
| Average Per Punt        | 41.4         | 37.6       |
| Net punt average        | 39.4         | 34.4       |
| KICKOFFS-Yards          | 39-2284      | 17-1061    |
| Average Per Kick        | 58.6         | 62.4       |
| Net kick average        | 42.0         | 39.1       |
| TIME OF POSSESSION/Game | 34:38        | 25:22      |
| 3RD-DOWN Conversions    | 46/84        | 19/78      |
| 3rd-Down Pct            | 55%          | 24%        |
| 4TH-DOWN Conversions    | 5/7          | 5/12       |
| 4th-Down Pct            | 71%          | 42%        |
| SACKS BY-Yards          | 17-111       | 11-50      |
| MISC YARDS              | 0            | 0          |
| TOUCHDOWNS SCORED       | 27           | 7          |
| FIELD GOALS-ATTEMPTS    | 7-9          | 5-7        |
| ON-SIDE KICKS           | 0-0          | 1-1        |
| RED-ZONE SCORES         | (25-33) 76%  | (8-11) 73% |
| RED-ZONE TOUCHDOWNS     | (19-33) 58%  | (5-11) 45% |
| PAT-ATTEMPTS            | (26-26) 100% | (5-5) 100% |
| ATTENDANCE              | 40773        | 16451      |
| Games/Avg Per Game      | 4/10193      | 2/8226     |
| Neutral Site Games      |              | 0/0        |

| Score by Quarters | 1st | 2nd | 3rd | 4th | OT | Total |
|-------------------|-----|-----|-----|-----|----|-------|
| Notre Dame        | 48  | 83  | 54  | 24  | 0  | 209   |
| Opponents         | 23  | 13  | 20  | 6   | 0  | 62    |



| Rushing         | gp-gs | att | gain | loss | net  | avg  | td | lg | avg/g |
|-----------------|-------|-----|------|------|------|------|----|----|-------|
| Kyren Williams  | 6-6   | 105 | 617  | 17   | 600  | 5.7  | 7  | 65 | 100.0 |
| Chris Tyree     | 6-0   | 40  | 277  | 13   | 264  | 6.6  | 2  | 45 | 44.0  |
| Flemister, C    | 5-0   | 42  | 239  | 4    | 235  | 5.6  | 3  | 31 | 47.0  |
| Ian Book        | 6-6   | 51  | 263  | 51   | 212  | 4.2  | 5  | 20 | 35.3  |
| Jay Bramblett   | 6-0   | 2   | 21   | 0    | 21   | 10.5 | 0  | 14 | 3.5   |
| Smith, J        | 1-0   | 5   | 15   | 0    | 15   | 3.0  | 0  | 7  | 15.0  |
| Javon McKinley  | 6-6   | 1   | 15   | 0    | 15   | 15.0 | 0  | 15 | 2.5   |
| Avery Davis     | 6-2   | 1   | 10   | 0    | 10   | 10.0 | 0  | 10 | 1.7   |
| Braden Lenzy    | 5-1   | 3   | 8    | 0    | 8    | 2.7  | 0  | 3  | 1.6   |
| Jafar Armstrong | 6-0   | 17  | 30   | 22   | 8    | 0.5  | 1  | 9  | 1.3   |
| Pyne, D         | 2-0   | 1   | 4    | 0    | 4    | 4.0  | 0  | 4  | 2.0   |
| Tommy Tremble   | 6-6   | 1   | 4    | 0    | 4    | 4.0  | 0  | 4  | 0.7   |
| Clark, B        | 1-0   | 1   | 0    | 4    | -4   | -4.0 | 0  | 0  | -4.0  |
| TEAM            | 3-0   | 2   | 0    | 6    | -6   | -3.0 | 0  | 0  | -2.0  |
| Total           | 6     | 272 | 1503 | 117  | 1386 | 5.1  | 18 | 65 | 231.0 |
| Opponents       | 6     | 179 | 749  | 187  | 562  | 3.1  | 4  | 42 | 93.7  |

| Passing   | gp-gs | effic  | comp | att | in | pct  | yds  | td | lg | avg/g |
|-----------|-------|--------|------|-----|----|------|------|----|----|-------|
| Ian Book  | 6-6   | 144.00 | 92   | 150 | 1  | 61.3 | 1225 | 7  | 75 | 204.2 |
| Clark, B  | 1-0   | 52.93  | 1    | 3   | 0  | 33.3 | 7    | 0  | 7  | 7.0   |
| Pyne, D   | 2-0   | 71.00  | 1    | 2   | 0  | 50.0 | 5    | 0  | 5  | 2.5   |
| Total     | 6     | 141.30 | 94   | 155 | 1  | 60.6 | 1237 | 7  | 75 | 206.2 |
| Opponents | 6     | 100.59 | 93   | 178 | 4  | 52.2 | 1041 | 2  | 55 | 173.5 |

| Receiving       | gp-gs | no. | yds  | avg  | td | lg | avg/g |
|-----------------|-------|-----|------|------|----|----|-------|
| Michael Mayer   | 6-1   | 15  | 168  | 11.2 | 2  | 23 | 28.0  |
| Javon McKinley  | 6-6   | 14  | 264  | 18.9 | 0  | 41 | 44.0  |
| Kyren Williams  | 6-6   | 12  | 180  | 15.0 | 0  | 75 | 30.0  |
| Avery Davis     | 6-2   | 12  | 129  | 10.8 | 1  | 21 | 21.5  |
| Tommy Tremble   | 6-6   | 12  | 126  | 10.5 | 0  | 27 | 21.0  |
| Braden Lenzy    | 5-1   | 6   | 63   | 10.5 | 1  | 22 | 12.6  |
| Ben Skowronek   | 5-4   | 5   | 143  | 28.6 | 2  | 73 | 28.6  |
| Wilkins, J      | 6-0   | 5   | 47   | 9.4  | 1  | 15 | 7.8   |
| Jafar Armstrong | 6-0   | 3   | 38   | 12.7 | 0  | 20 | 6.3   |
| Brock Wright    | 6-4   | 3   | 21   | 7.0  | 0  | 11 | 3.5   |
| Chris Tyree     | 6-0   | 2   | 15   | 7.5  | 0  | 12 | 2.5   |
| Kevin Austin    | 3-0   | 1   | 18   | 18.0 | 0  | 18 | 6.0   |
| Flemister, C    | 5-0   | 1   | 9    | 9.0  | 0  | 9  | 1.8   |
| Takacs, G       | 5-0   | 1   | 7    | 7.0  | 0  | 7  | 1.4   |
| Bauman, K       | 2-0   | 1   | 5    | 5.0  | 0  | 5  | 2.5   |
| Keys III, L     | 4-0   | 1   | 4    | 4.0  | 0  | 4  | 1.0   |
| Total           | 6     | 94  | 1237 | 13.2 | 7  | 75 | 206.2 |
| Opponents       | 6     | 93  | 1041 | 11.2 | 2  | 55 | 173.5 |

| Punt Returns   | no. | yds | avg  | td | lg |
|----------------|-----|-----|------|----|----|
| Matt Salerno   | 3   | 8   | 2.7  | 0  | 7  |
| Keys III, L    | 2   | -3  | -1.5 | 0  | 3  |
| Osita Ekwonu   | 1   | 54  | 54.0 | 0  | 0  |
| Isaiah Foskey  | 1   | 31  | 31.0 | 1  | 0  |
| Jordan Botelho | 0   | 1   | 0.0  | 1  | 1  |
| Total          | 7   | 91  | 13.0 | 2  | 7  |
| Opponents      | 9   | 22  | 2.4  | 0  | 13 |

| Interceptions     | no. | yds | avg  | td | lg |
|-------------------|-----|-----|------|----|----|
| Jer., Owusu-Koram | 1   | 0   | 0.0  | 0  | 0  |
| Bo Bauer          | 1   | 16  | 16.0 | 0  | 16 |
| Shaun Crawford    | 1   | 23  | 23.0 | 0  | 23 |
| Nick McCloud      | 1   | 0   | 0.0  | 0  | 0  |
| Total             | 4   | 39  | 9.8  | 0  | 23 |
| Opponents         | 1   | 0   | 0.0  | 0  | 0  |

| Kick Returns    | no. | yds | avg  | td | lg |
|-----------------|-----|-----|------|----|----|
| Chris Tyree     | 11  | 236 | 21.5 | 0  | 38 |
| Jafar Armstrong | 1   | 36  | 36.0 | 0  | 36 |
| Total           | 12  | 272 | 22.7 | 0  | 38 |
| Opponents       | 22  | 395 | 18.0 | 0  | 32 |

| Fumble Returns | no. | yds | avg  | td | lg |
|----------------|-----|-----|------|----|----|
| Total          | 0   | 0   | 0.0  | 0  | 0  |
| Opponents      | 1   | 93  | 93.0 | 1  | 93 |



| Scoring         | td | fg  | PAT   |      |     |      | dx | saf | pts |
|-----------------|----|-----|-------|------|-----|------|----|-----|-----|
|                 |    |     | kick  | rush | rcv | pass |    |     |     |
| Jonathan Doerer | -  | 7-9 | 25-25 | -    | -   | -    | -  | -   | 46  |
| Kyren Williams  | 7  | -   | -     | -    | -   | -    | -  | -   | 42  |
| Ian Book        | 5  | -   | -     | -    | -   | 0-1  | -  | -   | 30  |
| Flemister, C    | 3  | -   | -     | -    | -   | -    | -  | -   | 18  |
| Michael Mayer   | 2  | -   | -     | -    | -   | -    | -  | -   | 12  |
| Chris Tyree     | 2  | -   | -     | -    | -   | -    | -  | -   | 12  |
| Ben Skowronek   | 2  | -   | -     | -    | -   | -    | -  | -   | 12  |
| Wilkins, J      | 1  | -   | -     | -    | -   | -    | -  | -   | 6   |
| Avery Davis     | 1  | -   | -     | -    | -   | -    | -  | -   | 6   |
| Braden Lenzy    | 1  | -   | -     | -    | -   | -    | -  | -   | 6   |
| Isaiah Foskey   | 1  | -   | -     | -    | -   | -    | -  | -   | 6   |
| Jafar Armstrong | 1  | -   | -     | -    | -   | -    | -  | -   | 6   |
| Jordan Botelho  | 1  | -   | -     | -    | -   | -    | -  | -   | 6   |
| Goepferich, D   | -  | -   | 1-1   | -    | -   | -    | -  | -   | 1   |
| Total           | 27 | 7-9 | 26-26 | -    | -   | 0-1  | -  | -   | 209 |
| Opponents       | 7  | 5-7 | 5-5   | 0-1  | -   | 0-1  | -  | -   | 62  |

| Total Offense   | g | plays | rush | pass | total | avg/g |
|-----------------|---|-------|------|------|-------|-------|
| Ian Book        | 6 | 201   | 212  | 1225 | 1437  | 239.5 |
| Kyren Williams  | 6 | 105   | 600  | 0    | 600   | 100.0 |
| Chris Tyree     | 6 | 40    | 264  | 0    | 264   | 44.0  |
| Flemister, C    | 5 | 42    | 235  | 0    | 235   | 47.0  |
| Jay Bramblett   | 6 | 2     | 21   | 0    | 21    | 3.5   |
| Javon McKinley  | 6 | 1     | 15   | 0    | 15    | 2.5   |
| Smith, J        | 1 | 5     | 15   | 0    | 15    | 15.0  |
| Avery Davis     | 6 | 1     | 10   | 0    | 10    | 1.7   |
| Pyne, D         | 2 | 3     | 4    | 5    | 9     | 4.5   |
| Braden Lenzy    | 5 | 3     | 8    | 0    | 8     | 1.6   |
| Jafar Armstrong | 6 | 17    | 8    | 0    | 8     | 1.3   |
| Tommy Tremble   | 6 | 1     | 4    | 0    | 4     | 0.7   |
| Clark, B        | 1 | 4     | -4   | 7    | 3     | 3.0   |
| ,TEAM           | 3 | 2     | -6   | 0    | -6    | -2.0  |
| Total           | 6 | 427   | 1386 | 1237 | 2623  | 437.2 |
| Opponents       | 6 | 357   | 562  | 1041 | 1603  | 267.2 |

| Field Goals     | fg  | pct. | 01-19 | 20-29 | 30-39 | 40-49 | 50-99 | lg | blk |
|-----------------|-----|------|-------|-------|-------|-------|-------|----|-----|
| Jonathan Doerer | 7-9 | 77.8 | 0-0   | 2-2   | 4-5   | 1-2   | 0-0   | 48 | 0   |

| FG Sequence  | Notre Dame | Opponents |
|--------------|------------|-----------|
| Duke         | (48),(34)  | (29),(30) |
| South Fla.   | 38,(22)    | -         |
| Florida St.  | 45         | (42),(26) |
| Louisville   | (32),(30)  | 52        |
| Pitt         | (21)       | (45)      |
| Georgia Tech | (32)       | 44        |

| Punting       | no. | yds  | avg  | lg | tb | fc | i20 | 50+ | blk |
|---------------|-----|------|------|----|----|----|-----|-----|-----|
| Jay Bramblett | 21  | 870  | 41.4 | 53 | 1  | 7  | 4   | 2   | 0   |
| Total         | 21  | 870  | 41.4 | 53 | 1  | 7  | 4   | 2   | 0   |
| Opponents     | 35  | 1313 | 37.6 | 60 | 1  | 15 | 13  | 6   | 2   |

| Kickoffs        | no. | yds  | avg  | tb | ob | retn | net ydln |
|-----------------|-----|------|------|----|----|------|----------|
| Jonathan Doerer | 37  | 2165 | 58.6 | 10 | 0  |      |          |
| Goepferich, D   | 2   | 116  | 58.0 | 0  | 0  |      |          |
| Total           | 39  | 2281 | 58.6 | 10 | 0  | 18.0 | 42.0 22  |
| Opponents       | 17  | 1066 | 62.4 | 5  | 0  | 22.7 | 39.1 25  |

Numbers in (parentheses) indicate field goal was made.



| All Purpose   | g | rush | rcv  | pr | kr  | ir | total | avg/g |
|---------------|---|------|------|----|-----|----|-------|-------|
| Kyren William | 6 | 600  | 180  | 0  | 0   | 0  | 780   | 130.0 |
| Chris Tyree   | 6 | 264  | 15   | 0  | 236 | 0  | 515   | 85.8  |
| Javon McKinl  | 6 | 15   | 264  | 0  | 0   | 0  | 279   | 46.5  |
| Flemister, C  | 5 | 235  | 9    | 0  | 0   | 0  | 244   | 48.8  |
| Ian Book      | 6 | 212  | 0    | 0  | 0   | 0  | 212   | 35.3  |
| Michael Maye  | 6 | 0    | 168  | 0  | 0   | 0  | 168   | 28.0  |
| Ben Skowron   | 5 | 0    | 143  | 0  | 0   | 0  | 143   | 28.6  |
| Avery Davis   | 6 | 10   | 129  | 0  | 0   | 0  | 139   | 23.2  |
| Tommy Trem    | 6 | 4    | 126  | 0  | 0   | 0  | 130   | 21.7  |
| Jafar Armstro | 6 | 8    | 38   | 0  | 36  | 0  | 82    | 13.7  |
| Braden Lenzy  | 5 | 8    | 63   | 0  | 0   | 0  | 71    | 14.2  |
| Osita Ekwonu  | 5 | 0    | 0    | 54 | 0   | 0  | 54    | 10.8  |
| Wilkins, J    | 6 | 0    | 47   | 0  | 0   | 0  | 47    | 7.8   |
| Isaiah Foskey | 6 | 0    | 0    | 31 | 0   | 0  | 31    | 5.2   |
| Shaun Crawf   | 6 | 0    | 0    | 0  | 0   | 23 | 23    | 3.8   |
| Jay Bramblett | 6 | 21   | 0    | 0  | 0   | 0  | 21    | 3.5   |
| Brock Wright  | 6 | 0    | 21   | 0  | 0   | 0  | 21    | 3.5   |
| Kevin Austin  | 3 | 0    | 18   | 0  | 0   | 0  | 18    | 6.0   |
| Bo Bauer      | 6 | 0    | 0    | 0  | 0   | 16 | 16    | 2.7   |
| Smith, J      | 1 | 15   | 0    | 0  | 0   | 0  | 15    | 15.0  |
| Matt Salerno  | 5 | 0    | 0    | 8  | 0   | 0  | 8     | 1.6   |
| Takacs, G     | 5 | 0    | 7    | 0  | 0   | 0  | 7     | 1.4   |
| Bauman, K     | 2 | 0    | 5    | 0  | 0   | 0  | 5     | 2.5   |
| Pyne, D       | 2 | 4    | 0    | 0  | 0   | 0  | 4     | 2.0   |
| Jordan Botelh | 5 | 0    | 0    | 1  | 0   | 0  | 1     | 0.2   |
| Keys III, L   | 4 | 0    | 4    | -3 | 0   | 0  | 1     | 0.2   |
| Clark, B      | 1 | -4   | 0    | 0  | 0   | 0  | -4    | -4.0  |
| TEAM          | 3 | -6   | 0    | 0  | 0   | 0  | -6    | -2.0  |
| Total         | 6 | 1386 | 1237 | 91 | 272 | 39 | 3025  | 504.2 |
| Opponents     | 6 | 562  | 1041 | 22 | 395 | 0  | 2020  | 336.7 |





| ##        | Defensive Leaders    | gp-gs | Tackles |     |     |         | Sacks<br>no-yds | Pass defense |      |     | Fumbles |    | blkd |     |
|-----------|----------------------|-------|---------|-----|-----|---------|-----------------|--------------|------|-----|---------|----|------|-----|
|           |                      |       | ua      | a   | tot | tfl/yds |                 | int-yds      | brup | qbh | rcv-yds | ff | kick | saf |
| 1H        | Kyle Hamilton        | 5-5   | 24      | 4   | 28  | 2.5-9   | .               | .            | 3    | 2   | .       | .  | .    | .   |
| 6         | Jer., Owusu-Koramoah | 6-6   | 17      | 9   | 26  | 6.0-23  | 1.0-6           | 1-0          | .    | 2   | .       | 1  | .    | .   |
| 40        | Drew White           | 6-6   | 10      | 12  | 22  | 3.0-5   | .               | .            | .    | 2   | .       | .  | .    | .   |
| 2C        | Shaun Crawford       | 6-6   | 18      | 4   | 22  | 3.0-16  | 1.0-8           | 1-23         | 3    | .   | 1-0     | .  | .    | .   |
| 2T        | TaRiq Bracy          | 4-4   | 18      | .   | 18  | 2.0-7   | .               | .            | 3    | .   | .       | .  | .    | .   |
| 4M        | Nick McCloud         | 6-5   | 13      | 4   | 17  | 1.0-2   | .               | 1-0          | 5    | .   | .       | .  | .    | .   |
| 2K        | Jack Kiser           | 5-1   | 11      | 4   | 15  | 2.0-4   | .               | .            | .    | 1   | .       | .  | .    | .   |
| 5B        | Bo Bauer             | 6-0   | 9       | 6   | 15  | 2.0-8   | 1.0-7           | 1-16         | .    | 2   | .       | .  | .    | .   |
| 9         | Daelin Hayes         | 6-6   | 8       | 3   | 11  | 3.0-20  | 2.0-14          | .            | .    | 3   | .       | 2  | .    | .   |
| 91        | Adetokunbo Ogundeji  | 6-6   | 7       | 4   | 11  | 3.0-13  | 3.0-13          | .            | .    | 4   | 1-0     | .  | .    | .   |
| 95        | M. Tagovailoa-Amosa  | 5-4   | 8       | 2   | 10  | 4.0-15  | 1.0-6           | .            | .    | .   | 1-0     | .  | .    | .   |
| 3G        | Houston Griffith     | 6-2   | 9       | .   | 9   | 1.0-4   | .               | .            | .    | .   | .       | .  | .    | .   |
| 1A        | Justin Ademilola     | 6-0   | 5       | 4   | 9   | 1.0-2   | .               | .            | .    | .   | .       | .  | .    | .   |
| 7F        | Isaiah Foskey        | 6-0   | 5       | 3   | 8   | 4.0-31  | 3.5-30          | .            | 1    | 4   | .       | .  | 1    | .   |
| 29        | Ovie Oghoufo         | 5-0   | 5       | 3   | 8   | 1.5-9   | 1.5-9           | .            | .    | 1   | .       | .  | .    | .   |
| 31        | Jack Lamb            | 6-0   | 6       | 1   | 7   | .       | .               | .            | .    | 2   | .       | .  | .    | .   |
| 1M        | Moala, P             | 3-0   | 5       | 2   | 7   | .       | .               | .            | .    | .   | .       | .  | .    | .   |
| 2L        | Clarence Lewis       | 6-2   | 7       | .   | 7   | 1.0-3   | .               | .            | 3    | .   | .       | .  | .    | .   |
| 33        | Shayne Simon         | 5-4   | 4       | 2   | 6   | .       | .               | .            | 1    | 1   | .       | .  | .    | .   |
| 2B        | JD Bertrand          | 6-0   | 4       | 2   | 6   | .       | .               | .            | .    | .   | .       | .  | .    | .   |
| 41        | Kurt Hinish          | 6-6   | 6       | .   | 6   | 4.0-14  | 1.0-5           | .            | .    | .   | .       | .  | .    | .   |
| 1B        | DJ Brown             | 6-0   | 6       | .   | 6   | .       | .               | .            | 2    | 1   | .       | .  | .    | .   |
| 1P        | Isaiah Pryor         | 6-0   | 5       | .   | 5   | 1.0-7   | 1.0-7           | .            | .    | 1   | .       | 1  | .    | .   |
| 5C        | Howard Cross III     | 6-0   | 3       | 1   | 4   | .       | .               | .            | .    | 1   | .       | .  | .    | .   |
| 54        | Jacob Lacey          | 6-0   | 1       | 3   | 4   | 1.0-2   | .               | .            | 1    | .   | .       | .  | .    | .   |
| 35        | Marist Liufau        | 5-1   | 1       | 3   | 4   | .       | .               | .            | .    | 1   | .       | .  | .    | .   |
| 1J        | Jordan Botelho       | 5-0   | 2       | 1   | 3   | .       | .               | .            | .    | .   | .       | .  | .    | .   |
| 1W        | Wallace, K           | 2-0   | 2       | 1   | 3   | 1.0-4   | .               | .            | .    | .   | .       | .  | .    | .   |
| 3E        | Osita Ekwonu         | 5-0   | 2       | 1   | 3   | .       | .               | .            | .    | .   | .       | .  | 1    | .   |
| 57        | Jayson Ademilola     | 5-2   | 1       | 2   | 3   | .       | .               | .            | .    | 3   | .       | .  | .    | .   |
| 5         | Hart, C              | 5-0   | 2       | 1   | 3   | .       | .               | .            | 2    | .   | .       | .  | .    | .   |
| 99        | Rylie Mills          | 4-0   | .       | 2   | 2   | .       | .               | .            | .    | .   | .       | .  | .    | .   |
| 9E        | Ehrensberger,Al      | 1-0   | 2       | .   | 2   | 2.0-7   | 1.0-6           | .            | .    | .   | .       | .  | .    | .   |
| TM        | ,TEAM                | 3-0   | 2       | .   | 2   | 1.0-3   | .               | .            | .    | .   | .       | .  | .    | .   |
| 4         | Kevin Austin         | 3-0   | 1       | .   | 1   | .       | .               | .            | .    | .   | .       | .  | .    | .   |
| 65        | Michael Vinson       | 6-0   | .       | 1   | 1   | .       | .               | .            | .    | .   | .       | .  | .    | .   |
| Total     |                      | 6     | 229     | 85  | 314 | 50-208  | 17-111          | 4-39         | 24   | 31  | 3-0     | 4  | 2    | .   |
| Opponents |                      | 6     | 277     | 124 | 401 | 34-114  | 11-50           | 1-0          | 10   | 18  | 3-93    | 5  | .    | .   |



## TEAM STATISTICS

|            |                 | Rushing |      |    |    | Receiving |      |    |    | Passing |     |     |      | Kick Returns |    |     |     | Punt Returns |    |     |     | tot |    |      |
|------------|-----------------|---------|------|----|----|-----------|------|----|----|---------|-----|-----|------|--------------|----|-----|-----|--------------|----|-----|-----|-----|----|------|
| Date       | Opponent        | no.     | yds  | td | lg | no.       | yds  | td | lg | cmp     | att | int | yds  | td           | lg | no. | yds | td           | lg | no. | yds | td  | lg | off  |
| Sep 12     | DUKE            | 42      | 178  | 2  | 26 | 19        | 263  | 1  | 75 | 19      | 31  | 1   | 263  | 1            | 75 | 4   | 90  | 0            | 38 | 1   | 3   | 0   | 3  | 441  |
| Sep 19     | SOUTH FLA.      | 45      | 281  | 6  | 31 | 13        | 149  | 0  | 27 | 13      | 21  | 0   | 149  | 0            | 27 | 1   | 14  | 0            | 14 | 2   | 62  | 1   | 7  | 430  |
| Oct 10     | FLORIDA ST.     | 42      | 353  | 4  | 65 | 16        | 201  | 2  | 38 | 16      | 25  | 0   | 201  | 2            | 38 | 3   | 90  | 0            | 36 | 1   | -6  | 0   | 0  | 554  |
| Oct 17     | LOUISVILLE      | 49      | 232  | 1  | 24 | 11        | 106  | 0  | 18 | 11      | 19  | 0   | 106  | 0            | 18 | 1   | 22  | 0            | 22 | 0   | 0   | 0   | 0  | 338  |
| 10/24/20   | at Pitt         | 50      | 115  | 2  | 18 | 17        | 319  | 3  | 73 | 17      | 33  | 0   | 319  | 3            | 73 | 1   | 17  | 0            | 17 | 3   | 32  | 1   | 1  | 434  |
| Oct 31     | at Georgia Tech | 44      | 227  | 3  | 21 | 18        | 199  | 1  | 34 | 18      | 26  | 0   | 199  | 1            | 34 | 2   | 39  | 0            | 20 | 0   | 0   | 0   | 0  | 426  |
| Notre Dame |                 | 272     | 1386 | 18 | 65 | 94        | 1237 | 7  | 75 | 94      | 155 | 1   | 1237 | 7            | 75 | 12  | 272 | 0            | 38 | 7   | 91  | 2   | 7  | 2623 |
|            |                 | 179     | 562  | 4  | 42 | 93        | 1041 | 2  | 55 | 93      | 178 | 4   | 1041 | 2            | 55 | 22  | 395 | 0            | 32 | 9   | 22  | 0   | 13 | 1603 |

Games: 6 • Avg/rush: 5.1 • Avg/catch: 13.2 • Pass effic: 141.30 • KR avg: 22.7 • PR avg: 13.0 • All purpose avg/game: 504.2 • Total offense

|            |                 | Tackles |     |       |          | Sacks    | Fumble |        | Pass Defense |     |      | bldk | PAT Attempts |      |     | off |     |     |
|------------|-----------------|---------|-----|-------|----------|----------|--------|--------|--------------|-----|------|------|--------------|------|-----|-----|-----|-----|
| Date       | Opponent        | ua      | a   | total | tfl-yds  | no-yds   | ff     | fr-yds | int-yds      | qbh | brup | kick | kick         | rush | rcv | saf | t/o | pts |
| Sep 1      | DUKE            | 38      | 26  | 64    | 7.0-33   | 3.0-21   | 1      | 2-0    | 0-0          | 9   | 6    | 0    | 3-3          | 0    | 0   | 0   | 7   | 27  |
| Sep 1      | SOUTH FLA.      | 44      | 10  | 54    | 11.0-36  | 2.0-15   | 0      | 0-0    | 0-0          | 8   | 6    | 1    | 7-7          | 0    | 0   | 0   | 0   | 52  |
| Oct 10     | FLORIDA ST.     | 53      | 6   | 59    | 9.0-43   | 4.0-22   | 0      | 0-0    | 1-23         | 6   | 6    | 0    | 6-6          | 0    | 0   | 0   | 0   | 42  |
| Oct 17     | LOUISVILLE      | 35      | 8   | 43    | 8.0-21   | 0.0-0    | 0      | 0-0    | 0-0          | 0   | 2    | 0    | 0-0          | 0    | 0   | 0   | 0   | 12  |
| 10/24/     | at Pitt         | 24      | 16  | 40    | 6.0-27   | 3.0-19   | 1      | 0-0    | 3-16         | 6   | 2    | 1    | 6-6          | 0    | 0   | 0   | 21  | 45  |
| Oct 31     | at Georgia Tech | 35      | 19  | 54    | 9.0-48   | 5.0-34   | 2      | 1-0    | 0-0          | 2   | 2    | 0    | 4-4          | 0    | 0   | 0   | 7   | 31  |
| Notre Dame |                 | 229     | 85  | 314   | 50.0-208 | 17.0-111 | 4      | 3-0    | 4-39         | 31  | 24   | 2    | 26-26        | 0    | 0   | 0   | 35  | 209 |
|            |                 | 277     | 124 | 401   | 34.0-114 | 11.0-50  | 5      | 3-93   | 1-0          | 18  | 10   | 0    | 5-5          | 0    | 0   | 0   | 17  | 62  |

|            |                 | Punting |      |      |      |      |    |    |     |     |        | Field Goals |      |     | Kickoffs |      |    |    |  |
|------------|-----------------|---------|------|------|------|------|----|----|-----|-----|--------|-------------|------|-----|----------|------|----|----|--|
| Date       | Opponent        | no.     | yds  | avg  | long | blkd | tb | fc | 50+ | i20 | md-att | long        | blkd | no. | yds      | avg  | tb | ob |  |
| Sep 1      | DUKE            | 6       | 263  | 43.8 | 53   | 0    | 0  | 1  | 2   | 3   | 2-2    | 48          | 0    | 5   | 322      | 64.4 | 3  | 0  |  |
| Sep 1      | SOUTH FLA.      | 2       | 74   | 37.0 | 40   | 0    | 0  | 1  | 0   | 1   | 1-2    | 22          | 0    | 9   | 535      | 59.4 | 1  | 0  |  |
| Oct 10     | FLORIDA ST.     | 3       | 119  | 39.7 | 44   | 0    | 0  | 2  | 0   | 0   | 0-1    | 0           | 0    | 7   | 445      | 63.6 | 3  | 0  |  |
| Oct 17     | LOUISVILLE      | 2       | 83   | 41.5 | 42   | 0    | 0  | 2  | 0   | 0   | 2-2    | 32          | 0    | 4   | 254      | 63.5 | 1  | 0  |  |
| 10/24/     | at Pitt         | 5       | 212  | 42.4 | 49   | 0    | 1  | 1  | 0   | 0   | 1-1    | 21          | 0    | 8   | 415      | 51.9 | 0  | 0  |  |
| Oct 31     | at Georgia Tech | 3       | 119  | 39.7 | 45   | 0    | 0  | 0  | 0   | 0   | 1-1    | 32          | 0    | 6   | 313      | 52.2 | 2  | 0  |  |
| Notre Dame |                 | 21      | 870  | 41.4 | 53   | 0    | 1  | 7  | 2   | 4   | 7-9    | 48          | 0    | 39  | 2284     | 58.6 | 10 | 0  |  |
|            |                 | 35      | 1316 | 37.6 | 60   | 2    | 1  | 15 | 6   | 13  | 5-7    | 45          | 0    | 17  | 1061     | 62.4 | 5  | 0  |  |

## OPPONENT STATISTICS

|           |                 | Rushing |      |    |    | Receiving |      |    |    | Passing |     |     |      | Kick Returns |    |     |     | Punt Returns |    |     |     | tot |    |      |
|-----------|-----------------|---------|------|----|----|-----------|------|----|----|---------|-----|-----|------|--------------|----|-----|-----|--------------|----|-----|-----|-----|----|------|
| Date      | Opponent        | no.     | yds  | td | lg | no.       | yds  | td | lg | cmp     | att | int | yds  | td           | lg | no. | yds | td           | lg | no. | yds | td  | lg | off  |
| Sep 12    | DUKE            | 30      | 75   | 1  | 23 | 20        | 259  | 0  | 55 | 20      | 37  | 0   | 259  | 0            | 55 | 2   | 41  | 0            | 25 | 4   | 27  | 0   | 13 | 334  |
| Sep 19    | SOUTH FLA.      | 33      | 106  | 0  | 42 | 12        | 125  | 0  | 36 | 12      | 29  | 0   | 125  | 0            | 36 | 8   | 129 | 0            | 26 | 0   | 0   | 0   | 0  | 231  |
| Oct 10    | FLORIDA ST.     | 40      | 153  | 2  | 33 | 17        | 252  | 1  | 48 | 17      | 31  | 1   | 252  | 1            | 48 | 4   | 66  | 0            | 22 | 0   | 0   | 0   | 0  | 405  |
| Oct 17    | LOUISVILLE      | 23      | 96   | 0  | 28 | 17        | 137  | 1  | 29 | 17      | 22  | 0   | 137  | 1            | 29 | 3   | 68  | 0            | 28 | 0   | 0   | 0   | 0  | 233  |
| 10/24/20  | at Pitt         | 20      | 44   | 0  | 19 | 12        | 118  | 0  | 33 | 12      | 33  | 3   | 118  | 0            | 33 | 4   | 81  | 0            | 32 | 2   | -8  | 0   | 0  | 162  |
| Oct 31    | at Georgia Tech | 33      | 88   | 1  | 14 | 15        | 150  | 0  | 39 | 15      | 26  | 0   | 150  | 0            | 39 | 1   | 10  | 0            | 10 | 3   | 3   | 0   | 4  | 238  |
| Opponents |                 | 179     | 562  | 4  | 42 | 93        | 1041 | 2  | 55 | 93      | 178 | 4   | 1041 | 2            | 55 | 22  | 395 | 0            | 32 | 9   | 22  | 0   | 13 | 1603 |
|           |                 | 272     | 1386 | 18 | 65 | 94        | 1237 | 7  | 75 | 94      | 155 | 1   | 1237 | 7            | 75 | 12  | 272 | 0            | 38 | 7   | 91  | 2   | 7  | 2623 |

Games: 6 • Avg/rush: 3.1 • Avg/catch: 11.2 • Pass effic: 100.59 • KR avg: 18.0 • PR avg: 2.4 • All purpose avg/game: 336.7 • Total offense :

|           |                 | Tackles |     |       |          | Sacks    | Fumble | Pass Defense |         |     | blkd | PAT Attempts |       |      | off |     |     |     |
|-----------|-----------------|---------|-----|-------|----------|----------|--------|--------------|---------|-----|------|--------------|-------|------|-----|-----|-----|-----|
| Date      | Opponent        | ua      | a   | total | tfl-yds  | no-yds   | ff     | fr-yds       | int-yds | qbh | brup | kick         | kick  | rush | rcv | saf | t/o | pts |
| Sep 1     | DUKE            | 48      | 18  | 66    | 5.0-18   | 3.0-14   | 0      | 0-0          | 1-0     | 2   | 0    | 0            | 1-1   | 0    | 0   | 0   | 0   | 13  |
| Sep 1     | SOUTH FLA.      | 45      | 18  | 63    | 3.0-11   | 0.0-0    | 2      | 0-0          | 0-0     | 1   | 2    | 0            | 0-0   | 0    | 0   | 0   | 0   | 0   |
| Oct 10    | FLORIDA ST.     | 45      | 14  | 59    | 1.0-1    | 0.0-0    | 1      | 2-0          | 0-0     | 3   | 1    | 0            | 2-2   | 0    | 0   | 0   | 10  | 26  |
| Oct 17    | LOUISVILLE      | 49      | 16  | 65    | 6.0-24   | 4.0-21   | 0      | 0-0          | 0-0     | 0   | 4    | 0            | 1-1   | 0    | 0   | 0   | 0   | 7   |
| 10/24/    | at Pitt         | 50      | 28  | 78    | 12.0-37  | 2.0-5    | 1      | 0-0          | 0-0     | 11  | 3    | 0            | 0-0   | 0    | 0   | 0   | 0   | 3   |
| Oct 31    | at Georgia Tech | 40      | 30  | 70    | 7.0-23   | 2.0-10   | 1      | 1-93         | 0-0     | 1   | 0    | 0            | 1-1   | 0    | 0   | 0   | 7   | 13  |
| Opponents |                 | 277     | 124 | 401   | 34.0-114 | 11.0-50  | 5      | 3-93         | 1-0     | 18  | 10   | 0            | 5-5   | 0    | 0   | 0   | 17  | 62  |
|           |                 | 229     | 85  | 314   | 50.0-208 | 17.0-111 | 4      | 3-0          | 4-39    | 31  | 24   | 2            | 26-26 | 0    | 0   | 0   | 35  | 209 |

|           |                 | Punting |      |      |      |      |    |    |     |     |        | Field Goals |      |     | Kickoffs |      |    |    |  |
|-----------|-----------------|---------|------|------|------|------|----|----|-----|-----|--------|-------------|------|-----|----------|------|----|----|--|
| Date      | Opponent        | no.     | yds  | avg  | long | blkd | tb | fc | 50+ | i20 | md-att | long        | blkd | no. | yds      | avg  | tb | ob |  |
| Sep 1     | DUKE            | 6       | 274  | 45.7 | 60   | 0    | 0  | 3  | 2   | 4   | 2-2    | 30          | 0    | 4   | 258      | 64.5 | 0  | 0  |  |
| Sep 1     | SOUTH FLA.      | 6       | 144  | 24.0 | 53   | 1    | 0  | 0  | 1   | 0   | 0-0    | 0           | 0    | 1   | 49       | 49.0 | 0  | 0  |  |
| Oct 10    | FLORIDA ST.     | 6       | 264  | 44.0 | 51   | 0    | 0  | 3  | 1   | 2   | 2-2    | 42          | 0    | 6   | 382      | 63.7 | 3  | 0  |  |
| Oct 17    | LOUISVILLE      | 5       | 202  | 40.4 | 51   | 0    | 0  | 2  | 1   | 3   | 0-1    | 0           | 0    | 2   | 118      | 59.0 | 1  | 0  |  |
| 10/24/    | at Pitt         | 8       | 267  | 33.4 | 43   | 1    | 0  | 4  | 0   | 4   | 1-1    | 45          | 0    | 2   | 129      | 64.5 | 1  | 0  |  |
| Oct 31    | at Georgia Tech | 4       | 165  | 41.2 | 58   | 0    | 1  | 3  | 1   | 0   | 0-1    | 0           | 0    | 2   | 125      | 62.5 | 0  | 0  |  |
| Opponents |                 | 35      | 1316 | 37.6 | 60   | 2    | 1  | 15 | 6   | 13  | 5-7    | 45          | 0    | 17  | 1061     | 62.4 | 5  | 0  |  |
|           |                 | 21      | 870  | 41.4 | 53   | 0    | 1  | 7  | 2   | 4   | 7-9    | 48          | 0    | 39  | 2284     | 58.6 | 10 | 0  |  |



## Notre Dame Inside Opponent Red-Zone

| Date             | Opponent        | Score | Times | Times | Total | Rush | Pass | FGs  | Failed to score inside RZ |     |     |     |      |     |   |
|------------------|-----------------|-------|-------|-------|-------|------|------|------|---------------------------|-----|-----|-----|------|-----|---|
|                  |                 |       | In RZ | Score | Pts   | TDs  | TDs  | Made | FGA                       | Dow | Int | Fum | Half | Gam |   |
| Sep 12, 202      | DUKE            | 27-13 | 4     | 3     | 17    | 2    | 1    | 1    | 1                         | 0   | 0   | 1   | 0    | 0   | 0 |
| Sep 19, 202      | SOUTH FLA.      | 52-0  | 7     | 6     | 38    | 5    | 5    | 0    | 1                         | 1   | 0   | 0   | 0    | 0   | 0 |
| Oct 10, 202      | FLORIDA ST.     | 42-26 | 5     | 4     | 28    | 4    | 2    | 2    | 0                         | 0   | 1   | 0   | 0    | 0   | 0 |
| Oct 17, 202      | LOUISVILLE      | 12-7  | 5     | 3     | 12    | 1    | 1    | 0    | 2                         | 0   | 1   | 0   | 0    | 1   | 0 |
| 10/24/20         | at Pitt         | 45-3  | 5     | 4     | 24    | 3    | 2    | 1    | 1                         | 0   | 0   | 0   | 0    | 1   | 0 |
| Oct 31, 202      | at Georgia Tech | 31-13 | 7     | 5     | 31    | 4    | 3    | 1    | 1                         | 0   | 0   | 0   | 1    | 1   | 0 |
| Totals           |                 |       | 33    | 25    | 150   | 19   | 14   | 5    | 6                         | 1   | 2   | 1   | 1    | 3   | 0 |
| 25 of 33 (75.8%) |                 |       |       |       |       |      |      |      |                           |     |     |     |      |     |   |

## Opponents Inside Notre Dame Red-Zone

| Date            | Opponent        | Score | Times | Times | Total | Rush | Pass | FGs  | Failed to score inside RZ |     |     |     |      |     |   |
|-----------------|-----------------|-------|-------|-------|-------|------|------|------|---------------------------|-----|-----|-----|------|-----|---|
|                 |                 |       | In RZ | Score | Pts   | TDs  | TDs  | Made | FGA                       | Dow | Int | Fum | Half | Gam |   |
| Sep 12, 202     | DUKE            | 27-13 | 3     | 3     | 13    | 1    | 1    | 0    | 2                         | 0   | 0   | 0   | 0    | 0   | 0 |
| Sep 19, 202     | SOUTH FLA.      | 52-0  | 1     | 0     | 0     | 0    | 0    | 0    | 0                         | 0   | 1   | 0   | 0    | 0   | 0 |
| Oct 10, 202     | FLORIDA ST.     | 42-26 | 4     | 3     | 16    | 2    | 2    | 0    | 1                         | 0   | 0   | 1   | 0    | 0   | 0 |
| Oct 17, 202     | LOUISVILLE      | 12-7  | 1     | 1     | 7     | 1    | 0    | 1    | 0                         | 0   | 0   | 0   | 0    | 0   | 0 |
| 10/24/20        | at Pitt         | 45-3  | 0     | 0     | 0     | 0    | 0    | 0    | 0                         | 0   | 0   | 0   | 0    | 0   | 0 |
| Oct 31, 202     | at Georgia Tech | 31-13 | 2     | 1     | 6     | 1    | 1    | 0    | 0                         | 1   | 0   | 0   | 0    | 0   | 0 |
| Totals          |                 |       | 11    | 8     | 42    | 5    | 4    | 1    | 3                         | 1   | 1   | 1   | 0    | 0   | 0 |
| 8 of 11 (72.7%) |                 |       |       |       |       |      |      |      |                           |     |     |     |      |     |   |

## 3rd-Down Conversions

| Date        | Opponent        | Score | Overall |      | 1st Qtr |       | 2nd Qtr |      | 3rd Qtr |       | 4th Qtr |      | Overtime |     |
|-------------|-----------------|-------|---------|------|---------|-------|---------|------|---------|-------|---------|------|----------|-----|
| Sep 12, 202 | DUKE            | 27-13 | 7-16    | 43.8 | 0-3     | 0.0   | 2-4     | 50.0 | 1-4     | 25.0  | 4-5     | 80.0 |          |     |
| Sep 19, 202 | SOUTH FLA.      | 52-0  | 8-14    | 57.1 | 5-5     | 100.0 | 2-3     | 66.7 | 0-3     | 0.0   | 1-3     | 33.3 |          |     |
| Oct 10, 202 | FLORIDA ST.     | 42-26 | 2-7     | 28.6 | 0-1     | 0.0   | 1-2     | 50.0 | 1-3     | 33.3  | 0-1     | 0.0  |          |     |
| Oct 17, 202 | LOUISVILLE      | 12-7  | 8-14    | 57.1 | 2-4     | 50.0  | 1-3     | 33.3 | 2-2     | 100.0 | 3-5     | 60.0 |          |     |
| 10/24/20    | at Pitt         | 45-3  | 11-18   | 61.1 | 3-4     | 75.0  | 3-5     | 60.0 | 3-4     | 75.0  | 2-5     | 40.0 |          |     |
| Oct 31, 202 | at Georgia Tech | 31-13 | 10-15   | 66.7 | 5-5     | 100.0 | 1-3     | 33.3 | 2-3     | 66.7  | 2-4     | 50.0 |          |     |
| Notre Dame  |                 |       | 46-84   | 54.8 | 15-22   | 68.2  | 10-20   | 50.0 | 9-19    | 47.4  | 12-23   | 52.2 | 0-0      | 0.0 |
| Opponents   |                 |       | 19-78   | 24.4 | 5-18    | 27.8  | 5-22    | 22.7 | 4-18    | 22.2  | 5-20    | 25.0 | 0-0      | 0.0 |

## 4th-Down Conversions

| Date        | Opponent        | Score | Overall |       | 1st Qtr |     | 2nd Qtr |       | 3rd Qtr |       | 4th Qtr |       | Overtime |     |
|-------------|-----------------|-------|---------|-------|---------|-----|---------|-------|---------|-------|---------|-------|----------|-----|
| Sep 12, 202 | DUKE            | 27-13 | 2-2     | 100.0 | 0-0     | 0.0 | 1-1     | 100.0 | 1-1     | 100.0 | 0-0     | 0.0   |          |     |
| Sep 19, 202 | SOUTH FLA.      | 52-0  | 2-2     | 100.0 | 0-0     | 0.0 | 0-0     | 0.0   | 1-1     | 100.0 | 1-1     | 100.0 |          |     |
| Oct 10, 202 | FLORIDA ST.     | 42-26 | 0-1     | 0.0   | 0-0     | 0.0 | 0-0     | 0.0   | 0-0     | 0.0   | 0-1     | 0.0   |          |     |
| Oct 17, 202 | LOUISVILLE      | 12-7  | 0-1     | 0.0   | 0-0     | 0.0 | 0-1     | 0.0   | 0-0     | 0.0   | 0-0     | 0.0   |          |     |
| 10/24/20    | at Pitt         | 45-3  | 1-1     | 100.0 | 0-0     | 0.0 | 0-0     | 0.0   | 0-0     | 0.0   | 1-1     | 100.0 |          |     |
| Oct 31, 202 | at Georgia Tech | 31-13 | 0-0     | 0.0   | 0-0     | 0.0 | 0-0     | 0.0   | 0-0     | 0.0   | 0-0     | 0.0   |          |     |
| Notre Dame  |                 |       | 5-7     | 71.4  | 0-0     | 0.0 | 1-2     | 50.0  | 2-2     | 100.0 | 2-3     | 66.7  | 0-0      | 0.0 |
| Opponents   |                 |       | 5-12    | 41.7  | 0-2     | 0.0 | 0-1     | 0.0   | 2-3     | 66.7  | 3-6     | 50.0  | 0-0      | 0.0 |

## Time of Possession

| Date        | Opponent        | Score | Overall |        | 1st Qtr |  | 2nd Qtr |  | 3rd Qtr |  | 4th Qtr |  | Overtime |  |
|-------------|-----------------|-------|---------|--------|---------|--|---------|--|---------|--|---------|--|----------|--|
| Sep 12, 202 | DUKE            | 27-13 | 33:24   |        | 4:43    |  | 8:43    |  | 9:59    |  | 9:59    |  |          |  |
| Sep 19, 202 | SOUTH FLA.      | 52-0  | 32:27   |        | 10:51   |  | 7:48    |  | 5:30    |  | 8:18    |  |          |  |
| Oct 10, 202 | FLORIDA ST.     | 42-26 | 27:52   |        | 6:07    |  | 6:54    |  | 8:15    |  | 6:36    |  |          |  |
| Oct 17, 202 | LOUISVILLE      | 12-7  | 36:15   |        | 12:43   |  | 9:14    |  | 3:54    |  | 10:24   |  |          |  |
| 10/24/20    | at Pitt         | 45-3  | 40:59   |        | 10:31   |  | 8:36    |  | 10:22   |  | 11:30   |  |          |  |
| Oct 31, 202 | at Georgia Tech | 31-13 | 36:54   |        | 12:19   |  | 8:14    |  | 6:55    |  | 9:26    |  |          |  |
| Notre Dame  |                 |       | Total   | 207:51 | 57:14   |  | 49:29   |  | 44:55   |  | 56:13   |  | 0:00     |  |
|             |                 |       | Avg.    | 34:38  | 9:32    |  | 8:14    |  | 7:29    |  | 9:22    |  | 0:00     |  |
| Opponents   |                 |       | Total   | 152:09 | 32:46   |  | 40:31   |  | 45:05   |  | 33:47   |  | 0:00     |  |
|             |                 |       | Avg.    | 25:21  | 5:27    |  | 6:45    |  | 7:30    |  | 5:37    |  | 0:00     |  |





## NOTRE DAME INDIVIDUAL GAME HIGHS

|                     |      |                                                    |
|---------------------|------|----------------------------------------------------|
| Rushes              | 25   | Kyren Williams vs Louisville (Oct 17, 2020)        |
| Yards Rushing       | 185  | Kyren Williams vs Florida St. (Oct 10, 2020)       |
| TD Rushes           | 3    | Ian Book vs South Fla. (Sep 19, 2020)              |
| Long Rush           | 65   | Kyren Williams vs Florida St. (Oct 10, 2020)       |
| Pass attempts       | 31   | Ian Book vs Duke (Sep 12, 2020)                    |
| Pass completions    | 19   | Ian Book vs Duke (Sep 12, 2020)                    |
| Yards Passing       | 312  | Ian Book at Pitt (10/24/20)                        |
| TD Passes           | 3    | Ian Book at Pitt (10/24/20)                        |
| Long Pass           | 75   | Ian Book vs Duke (Sep 12, 2020)                    |
| Receptions          | 5    | Tommy Tremble vs Duke (Sep 12, 2020)               |
|                     | 5    | Javon McKinley vs Florida St. (Oct 10, 2020)       |
|                     | 5    | Michael Mayer at Pitt (10/24/20)                   |
|                     | 5    | Javon McKinley at Georgia Tech (Oct 31, 2020)      |
| Yards Receiving     | 107  | Javon McKinley vs Florida St. (Oct 10, 2020)       |
|                     | 107  | Ben Skowronek at Pitt (10/24/20)                   |
| TD Receptions       | 2    | Ben Skowronek at Pitt (10/24/20)                   |
| Long Reception      | 75   | Kyren Williams vs Duke (Sep 12, 2020)              |
| Field Goals         | 2    | Jonathan Doerer vs Duke (Sep 12, 2020)             |
|                     | 2    | Jonathan Doerer vs Louisville (Oct 17, 2020)       |
| Long Field Goal     | 48   | Jonathan Doerer vs Duke (Sep 12, 2020)             |
| Punts               | 6    | Jay Bramblett vs Duke (Sep 12, 2020)               |
| Punting Avg         | 43.8 | Jay Bramblett vs Duke (Sep 12, 2020)               |
| Long Punt           | 53   | Jay Bramblett vs Duke (Sep 12, 2020)               |
| Punts inside 20     | 3    | Jay Bramblett vs Duke (Sep 12, 2020)               |
| Long Punt Return    | 7    | Matt Salerno vs South Fla. (Sep 19, 2020)          |
| Long Kickoff Return | 38   | Chris Tyree vs Duke (Sep 12, 2020)                 |
| Tackles             | 9    | Jer., Owusu-Koramoah vs Duke (Sep 12, 2020)        |
| Sacks               | 2.0  | Adetokunbo Ogundeji vs Florida St. (Oct 10, 2020)  |
|                     | 2.0  | Daelin Hayes at Georgia Tech (Oct 31, 2020)        |
| Tackles For Loss    | 2.0  | Jer., Owusu-Koramoah vs Duke (Sep 12, 2020)        |
|                     | 2.0  | Kurt Hinish vs Duke (Sep 12, 2020)                 |
|                     | 2.0  | Jack Kiser vs South Fla. (Sep 19, 2020)            |
|                     | 2.0  | Ehrensberger, Al vs South Fla. (Sep 19, 2020)      |
|                     | 2.0  | Bo Bauer vs Florida St. (Oct 10, 2020)             |
|                     | 2.0  | Jer., Owusu-Koramoah vs Florida St. (Oct 10, 2020) |
|                     | 2.0  | Adetokunbo Ogundeji vs Florida St. (Oct 10, 2020)  |
|                     | 2.0  | Jer., Owusu-Koramoah vs Louisville (Oct 17, 2020)  |
|                     | 2.0  | Kyle Hamilton at Georgia Tech (Oct 31, 2020)       |
|                     | 2.0  | Daelin Hayes at Georgia Tech (Oct 31, 2020)        |
| Interceptions       | 1    | Shaun Crawford vs Florida St. (Oct 10, 2020)       |
|                     | 1    | Nick McCloud at Pitt (10/24/20)                    |
|                     | 1    | Bo Bauer at Pitt (10/24/20)                        |
|                     | 1    | Jer., Owusu-Koramoah at Pitt (10/24/20)            |

## OPPONENT INDIVIDUAL GAME HIGHS

|                     |      |                                                 |
|---------------------|------|-------------------------------------------------|
| Rushes              | 19   | Travis, Jordan, vs Florida St. (Oct 10, 2020)   |
| Yards Rushing       | 96   | Travis, Jordan, vs Florida St. (Oct 10, 2020)   |
| TD Rushes           | 1    | Brice, C., vs Duke (Sep 12, 2020)               |
|                     | 1    | Webb, La'Damian, vs Florida St. (Oct 10, 2020)  |
|                     | 1    | Travis, Jordan, vs Florida St. (Oct 10, 2020)   |
|                     | 1    | Mason, J., at Georgia Tech (Oct 31, 2020)       |
| Long Rush           | 42   | Ford, Johnny, vs South Fla. (Sep 19, 2020)      |
| Pass attempts       | 37   | Brice, C., vs Duke (Sep 12, 2020)               |
| Pass completions    | 20   | Brice, C., vs Duke (Sep 12, 2020)               |
| Yards Passing       | 259  | Brice, C., vs Duke (Sep 12, 2020)               |
| TD Passes           | 1    | Travis, Jordan, vs Florida St. (Oct 10, 2020)   |
|                     | 1    | Cunningham, Mali, vs Louisville (Oct 17, 2020)  |
| Long Pass           | 55   | Brice, C., vs Duke (Sep 12, 2020)               |
| Receptions          | 9    | Terry, Tamorrion, vs Florida St. (Oct 10, 2020) |
| Yards Receiving     | 146  | Terry, Tamorrion, vs Florida St. (Oct 10, 2020) |
| TD Receptions       | 1    | Terry, Tamorrion, vs Florida St. (Oct 10, 2020) |
|                     | 1    | Ford, Marshon, vs Louisville (Oct 17, 2020)     |
| Long Reception      | 55   | Pancol, E., vs Duke (Sep 12, 2020)              |
| Field Goals         | 2    | Ham, C., vs Duke (Sep 12, 2020)                 |
|                     | 2    | Fitzgerald, Ryan, vs Florida St. (Oct 10, 2020) |
| Long Field Goal     | 45   | Kessman, A, at Pitt (10/24/20)                  |
| Punts               | 7    | Christodoulou, at Pitt (10/24/20)               |
| Punting Avg         | 45.7 | Wilson, P., vs Duke (Sep 12, 2020)              |
| Long Punt           | 60   | Wilson, P., vs Duke (Sep 12, 2020)              |
| Punts inside 20     | 4    | Wilson, P., vs Duke (Sep 12, 2020)              |
|                     | 4    | Christodoulou, at Pitt (10/24/20)               |
| Long Punt Return    | 13   | Blackwell, J., vs Duke (Sep 12, 2020)           |
| Long Kickoff Return | 32   | Turner, D, at Pitt (10/24/20)                   |
| Tackles             | 13   | Montgomery, Mont, vs Louisville (Oct 17, 2020)  |
| Sacks               | 2.0  | Montgomery, Mont, vs Louisville (Oct 17, 2020)  |
| Tackles For Loss    | 4.0  | Dennis, S, at Pitt (10/24/20)                   |
| Interceptions       | 1    | Young Iv, L., vs Duke (Sep 12, 2020)            |

## NOTRE DAME TEAM GAME HIGHS

|                  |      |                                |
|------------------|------|--------------------------------|
| Rushes           | 50   | at Pitt (10/24/20)             |
| Yards Rushing    | 353  | vs Florida St. (Oct 10, 2020)  |
| Yards Per Rush   | 8.4  | vs Florida St. (Oct 10, 2020)  |
| TD Rushes        | 6    | vs South Fla. (Sep 19, 2020)   |
| Pass attempts    | 33   | at Pitt (10/24/20)             |
| Pass completions | 19   | vs Duke (Sep 12, 2020)         |
| Yards Passing    | 319  | at Pitt (10/24/20)             |
| Yards Per Pass   | 9.7  | at Pitt (10/24/20)             |
| TD Passes        | 3    | at Pitt (10/24/20)             |
| Total Plays      | 83   | at Pitt (10/24/20)             |
| Total Offense    | 554  | vs Florida St. (Oct 10, 2020)  |
| Yards Per Play   | 8.3  | vs Florida St. (Oct 10, 2020)  |
| Points           | 52   | vs South Fla. (Sep 19, 2020)   |
| Sacks By         | 5    | at Georgia Tech (Oct 31, 2020) |
| First Downs      | 28   | at Pitt (10/24/20)             |
| Penalties        | 7    | at Pitt (10/24/20)             |
| Penalty Yards    | 63   | at Pitt (10/24/20)             |
| Turnovers        | 2    | vs Florida St. (Oct 10, 2020)  |
| Interceptions By | 3    | at Pitt (10/24/20)             |
| Punts            | 6    | vs Duke (Sep 12, 2020)         |
| Punting Avg      | 43.8 | vs Duke (Sep 12, 2020)         |
| Long Punt        | 53   | vs Duke (Sep 12, 2020)         |
| Punts inside 20  | 3    | vs Duke (Sep 12, 2020)         |
| Long Punt Return | 7    | vs South Fla. (Sep 19, 2020)   |

## OPPONENT TEAM GAME HIGHS

|                  |      |                               |
|------------------|------|-------------------------------|
| Rushes           | 40   | vs Florida St. (Oct 10, 2020) |
| Yards Rushing    | 153  | vs Florida St. (Oct 10, 2020) |
| Yards Per Rush   | 4.2  | vs Louisville (Oct 17, 2020)  |
| TD Rushes        | 2    | vs Florida St. (Oct 10, 2020) |
| Pass attempts    | 37   | vs Duke (Sep 12, 2020)        |
| Pass completions | 20   | vs Duke (Sep 12, 2020)        |
| Yards Passing    | 259  | vs Duke (Sep 12, 2020)        |
| Yards Per Pass   | 8.1  | vs Florida St. (Oct 10, 2020) |
| TD Passes        | 1    | vs Florida St. (Oct 10, 2020) |
|                  | 1    | vs Louisville (Oct 17, 2020)  |
| Total Plays      | 71   | vs Florida St. (Oct 10, 2020) |
| Total Offense    | 405  | vs Florida St. (Oct 10, 2020) |
| Yards Per Play   | 5.7  | vs Florida St. (Oct 10, 2020) |
| Points           | 26   | vs Florida St. (Oct 10, 2020) |
| Sacks By         | 4    | vs Louisville (Oct 17, 2020)  |
| First Downs      | 18   | vs Duke (Sep 12, 2020)        |
|                  | 18   | vs Florida St. (Oct 10, 2020) |
| Penalties        | 12   | at Pitt (10/24/20)            |
| Penalty Yards    | 93   | at Pitt (10/24/20)            |
| Turnovers        | 3    | at Pitt (10/24/20)            |
| Interceptions By | 1    | vs Duke (Sep 12, 2020)        |
| Punts            | 8    | at Pitt (10/24/20)            |
| Punting Avg      | 45.7 | vs Duke (Sep 12, 2020)        |
| Long Punt        | 60   | vs Duke (Sep 12, 2020)        |
| Punts inside 20  | 4    | vs Duke (Sep 12, 2020)        |
|                  | 4    | at Pitt (10/24/20)            |
| Long Punt Return | 13   | vs Duke (Sep 12, 2020)        |



| ## | PLAYER           | GP-GS | DU    | USF   | FSU   | UL    | UP    | GT    |
|----|------------------|-------|-------|-------|-------|-------|-------|-------|
| 22 | Abdur-Rahman, K  | 1/-   | ...   | XXX   | ...   | ...   | ...   | ...   |
| 5A | Ademilola, Ja    | 5/2   | XXX   | ...   | START | START | XXX   | XXX   |
| 1A | Ademilola, Ju    | 6/-   | XXX   | XXX   | XXX   | XXX   | XXX   | XXX   |
| 2A | Ajavon, L        | 1/-   | ...   | ...   | ...   | ...   | ...   | XXX   |
| 8  | Armstrong, J     | 6/-   | XXX   | XXX   | XXX   | XXX   | XXX   | XXX   |
| 4  | Austin, K        | 2/-   | ...   | ...   | XXX   | XXX   | ...   | ...   |
| 69 | Banks, A         | 6/6   | START | START | START | START | START | START |
| 5B | Bauer, B         | 6/-   | XXX   | XXX   | XXX   | XXX   | XXX   | XXX   |
| 84 | Bauman, K        | 2/-   | ...   | XXX   | ...   | ...   | XXX   | ...   |
| 2B | Bertrand, J      | 6/-   | XXX   | XXX   | XXX   | XXX   | XXX   | XXX   |
| 12 | Book, I          | 6/6   | START | START | START | START | START | START |
| 1J | Botelho, J       | 5/-   | ...   | XXX   | XXX   | XXX   | XXX   | XXX   |
| 2T | Bracy, T         | 4/4   | START | ...   | START | START | ...   | START |
| 19 | Bramblett, J     | 6/-   | XXX   | XXX   | XXX   | XXX   | XXX   | XXX   |
| 1B | Brown, D         | 6/-   | XXX   | XXX   | XXX   | XXX   | XXX   | XXX   |
| 14 | Carney, J        | 2/-   | ...   | XXX   | ...   | ...   | XXX   | ...   |
| 77 | Carroll, Q       | 1/-   | ...   | ...   | ...   | ...   | XXX   | ...   |
| 7  | Clark, B         | 1/-   | ...   | ...   | ...   | ...   | XXX   | ...   |
| 52 | Correll, Z       | 1/-   | ...   | XXX   | ...   | ...   | ...   | ...   |
| 2C | Crawford, S      | 6/6   | START | START | START | START | START | START |
| 5C | Cross III, H     | 6/-   | XXX   | XXX   | XXX   | XXX   | XXX   | XXX   |
| 3  | Davis, A         | 6/2   | START | XXX   | XXX   | XXX   | START | XXX   |
| 56 | Dirksen, J       | 4/-   | XXX   | XXX   | ...   | ...   | XXX   | XXX   |
| 39 | Doerer, J        | 6/-   | XXX   | XXX   | XXX   | XXX   | XXX   | XXX   |
| 9E | Ehrensberger, Al | 1/-   | ...   | XXX   | ...   | ...   | ...   | ...   |
| 74 | Eichenburg, L    | 6/6   | START | START | START | START | START | START |
| 3E | Ekwonu, O        | 5/-   | ...   | XXX   | XXX   | XXX   | XXX   | XXX   |
| 20 | Flemister, C     | 5/-   | ...   | XXX   | XXX   | XXX   | XXX   | XXX   |
| 7F | Foskey, I        | 6/-   | XXX   | XXX   | XXX   | XXX   | XXX   | XXX   |
| 5F | Franklin, J      | 2/-   | XXX   | XXX   | ...   | ...   | ...   | ...   |
| 76 | Gibbons, D       | 6/-   | XXX   | XXX   | XXX   | XXX   | XXX   | XXX   |
| 38 | Goepferich, D    | 1/-   | ...   | XXX   | ...   | ...   | ...   | ...   |
| 50 | Gregory, R       | 1/-   | ...   | XXX   | ...   | ...   | ...   | ...   |
| 3G | Griffith, H      | 6/2   | XXX   | START | START | XXX   | XXX   | XXX   |
| 61 | Grunhard, C      | 1/-   | ...   | XXX   | ...   | ...   | ...   | ...   |
| 72 | Hainsey, R       | 6/6   | START | START | START | START | START | START |
| 1H | Hamilton, K      | 5/5   | START | ...   | START | START | START | START |
| 5  | Hart, C          | 5/-   | XXX   | XXX   | ...   | XXX   | XXX   | XXX   |
| 9H | Hayes, D         | 6/6   | START | START | START | START | START | START |
| 1R | Henderson, R     | 4/-   | ...   | XXX   | XXX   | XXX   | XXX   | ...   |
| 41 | Hinish, K        | 6/6   | START | START | START | START | START | START |
| 15 | Johnson, J       | 1/-   | ...   | XXX   | ...   | ...   | ...   | ...   |
| 92 | Keanaaina, A     | 1/-   | ...   | XXX   | ...   | ...   | ...   | ...   |
| 13 | Keys III, L      | 4/-   | XXX   | ...   | XXX   | ...   | XXX   | XXX   |
| 2K | Kiser, J         | 5/1   | XXX   | START | ...   | XXX   | XXX   | XXX   |
| 78 | Kraemer, T       | 6/6   | START | START | START | START | START | START |
| 73 | Kristofic, A     | 2/-   | ...   | XXX   | ...   | ...   | XXX   | ...   |



| ## | PLAYER         | GP-GS | DU    | USF   | FSU   | UL    | UP    | GT    |
|----|----------------|-------|-------|-------|-------|-------|-------|-------|
| 5L | Lacey, J       | 6/-   | XXX   | XXX   | XXX   | XXX   | XXX   | XXX   |
| 3L | Lamb, J        | 6/-   | XXX   | XXX   | XXX   | XXX   | XXX   | XXX   |
| 0  | Lenzy, B       | 4/1   | ...   | XXX   | START | XXX   | XXX   | ...   |
| 2L | Lewis, C       | 6/2   | XXX   | START | XXX   | XXX   | START | XXX   |
| 35 | Liufau, M      | 5/1   | START | ...   | XXX   | XXX   | XXX   | XXX   |
| 75 | Lugg, J        | 4/-   | ...   | XXX   | XXX   | XXX   | ...   | XXX   |
| 87 | Mayer, M       | 6/1   | XXX   | START | XXX   | XXX   | XXX   | XXX   |
| 4M | McCloud, N     | 6/5   | START | START | XXX   | START | START | START |
| 88 | McKinley, J    | 6/6   | START | START | START | START | START | START |
| 99 | Mills, R       | 4/-   | ...   | XXX   | ...   | XXX   | XXX   | XXX   |
| 1M | Moala, P       | 3/-   | XXX   | XXX   | XXX   | ...   | ...   | ...   |
| 21 | Offord, C      | 2/-   | ...   | XXX   | XXX   | ...   | ...   | ...   |
| 20 | Oghoufo, O     | 5/-   | XXX   | ...   | XXX   | XXX   | XXX   | XXX   |
| 91 | Ogundeji, A    | 6/6   | START | START | START | START | START | START |
| 60 | Owusu-Koramoah | 6/6   | START | START | START | START | START | START |
| 55 | Patterson, J   | 6/6   | START | START | START | START | START | START |
| 44 | Peitsch, A     | 1/-   | ...   | XXX   | ...   | ...   | ...   | ...   |
| 1P | Pryor, I       | 6/-   | XXX   | XXX   | XXX   | XXX   | XXX   | XXX   |
| 10 | Pyne, D        | 2/-   | ...   | XXX   | ...   | ...   | XXX   | ...   |
| 30 | Rittman, J     | 1/-   | ...   | XXX   | ...   | ...   | ...   | ...   |
| 1I | Rutherford, I  | 2/-   | ...   | XXX   | ...   | ...   | XXX   | ...   |
| 32 | Salerno, M     | 5/-   | ...   | XXX   | XXX   | XXX   | XXX   | XXX   |
| 33 | Simon, S       | 5/4   | XXX   | ...   | START | START | START | START |
| 11 | Skowronek, B   | 5/4   | START | ...   | XXX   | START | START | START |
| 34 | Smith, J       | 1/-   | XXX   | ...   | ...   | ...   | ...   | ...   |
| 95 | Tagovailoa, M  | 5/4   | START | START | ...   | XXX   | START | START |
| 85 | Takacs, G      | 5/-   | XXX   | XXX   | XXX   | ...   | XXX   | XXX   |
| 24 | Tremble, T     | 6/6   | START | START | START | START | START | START |
| 25 | Tyree, C       | 6/-   | XXX   | XXX   | XXX   | XXX   | XXX   | XXX   |
| 3V | Velotta, C     | 1/-   | ...   | XXX   | ...   | ...   | ...   | ...   |
| 65 | Vinson, M      | 6/-   | XXX   | XXX   | XXX   | XXX   | XXX   | XXX   |
| 1W | Wallace, K     | 2/-   | ...   | XXX   | ...   | ...   | ...   | XXX   |
| 82 | Watts, X       | 2/-   | ...   | XXX   | XXX   | ...   | ...   | ...   |
| 40 | White, D       | 6/6   | START | START | START | START | START | START |
| 18 | Wilkins, J     | 6/-   | XXX   | XXX   | XXX   | XXX   | XXX   | XXX   |
| 23 | Williams, K    | 6/6   | START | START | START | START | START | START |
| 89 | Wright, B      | 6/4   | XXX   | START | START | START | XXX   | START |



## JAYSON ADEMIOLA #57

Defensive Line | 6-3 | 279 | Junior

Jackson, NJ | St. Peter's Prep

### ADEMIOLA'S CAREER STATS

| TACKLES | g  | ua | a  | total | tfl    | pd | ff | fr | blk | qbh |
|---------|----|----|----|-------|--------|----|----|----|-----|-----|
| 2018    | 12 | 11 | 8  | 19    | 1.5-5  | 0  | 0  | 0  | 0   | 1   |
| 2019    | 11 | 9  | 16 | 25    | 4.0-12 | 1  | 0  | 0  | 0   | 2   |
| 2020    | 5  | 1  | 2  | 3     | 0.0-0  | 0  | 0  | 0  | 0   | 3   |
| TOTAL   | 28 | 21 | 26 | 47    | 5.5-17 | 1  | 0  | 0  | 0   | 6   |

### ADEMIOLA'S SEASON HIGHS

Tackles: 1 (3x), MR at Georgia Tech

Tackles-for-Loss: N/A

Sacks: N/A

Forced Fumbles: N/A

Fumble Recoveries: N/A

### ADEMIOLA'S CAREER HIGHS

Tackles: 5, at Duke (2019)

Tackles-for-Loss: 1.0 (3x), MR vs. Navy (2019)

Sacks: N/A

Forced Fumbles: N/A

Fumble Recoveries: N/A



## JUSTIN ADEMIOLA #19

Defensive Line | 6-1 3/4 | 248 | Junior

Jackson, NJ | St. Peter's Prep

### ADEMIOLA'S CAREER STATS

| TACKLES | g  | ua | a  | total | tfl   | pd | ff | fr | blk | qbh |
|---------|----|----|----|-------|-------|----|----|----|-----|-----|
| 2018    | 4  | 6  | 3  | 9     | 0.0-0 | 0  | 0  | 0  | 0   | 0   |
| 2019    | 8  | 6  | 3  | 9     | 1.0-2 | 0  | 0  | 0  | 0   | 0   |
| 2020    | 6  | 5  | 4  | 9     | 1.0-2 | 0  | 0  | 0  | 0   | 0   |
| TOTAL   | 18 | 17 | 10 | 27    | 2.0-4 | 0  | 0  | 0  | 0   | 0   |

### ADEMIOLA'S SEASON HIGHS

Tackles: 4, at Pitt

Tackles-for-Loss: 1.0, at Pitt

Sacks: N/A

Forced Fumbles: N/A

Fumble Recoveries: N/A

### ADEMIOLA'S CAREER HIGHS

Tackles: 4 (2x), MR at Pitt (2020)

Tackles-for-Loss: 1.0 (2x), MR at Pitt (2020)

Sacks: N/A

Forced Fumbles: N/A

Fumble Recoveries: N/A



## JAFAR ARMSTRONG #8

Running Back | 6-0 3/4 | 220 | Senior

Lee's Summit, MO | Bishop Miege

### ARMSTRONG'S CAREER STATS

| RUSHING | g  | att | yards | td | long | avg/c | avg/g |
|---------|----|-----|-------|----|------|-------|-------|
| 2018    | 10 | 72  | 383   | 7  | 42   | 5.3   | 38.3  |
| 2019    | 9  | 46  | 122   | 1  | 28   | 2.7   | 13.6  |
| 2020    | 6  | 17  | 8     | 1  | 9    | 0.5   | 1.3   |
| TOTAL   | 25 | 135 | 513   | 9  | 42   | 3.8   | 20.5  |

| TOTAL OFFENSE | g  | rush | pass | total | avg/g |
|---------------|----|------|------|-------|-------|
| 2018          | 10 | 383  | 0    | 383   | 38.3  |
| 2019          | 9  | 122  | 0    | 122   | 13.6  |
| 2020          | 6  | 8    | 0    | 8     | 1.3   |
| TOTAL         | 25 | 513  | 0    | 513   | 20.5  |

| RECEIVING | g  | rec | yards | td | long | rec/g | avg/c | avg/g |
|-----------|----|-----|-------|----|------|-------|-------|-------|
| 2018      | 10 | 14  | 159   | 0  | 27   | 1.4   | 11.4  | 15.9  |
| 2019      | 9  | 13  | 97    | 0  | 26   | 1.4   | 7.5   | 10.8  |
| 2020      | 6  | 3   | 38    | 0  | 20   | 0.5   | 12.7  | 6.3   |
| TOTAL     | 25 | 30  | 294   | 0  | 27   | 1.2   | 9.8   | 11.8  |

| SCORING | g  | td | rush | rcv | ret | pat | 2pat | fg | total | avg/g |
|---------|----|----|------|-----|-----|-----|------|----|-------|-------|
| 2018    | 10 | 7  | 7    | 0   | 0   | 0   | 0    | 0  | 42    | 4.2   |
| 2019    | 9  | 1  | 1    | 0   | 0   | 0   | 0    | 0  | 6     | 0.7   |
| 2020    | 6  | 1  | 1    | 0   | 0   | 0   | 0    | 0  | 6     | 1.0   |
| TOTAL   | 25 | 9  | 9    | 0   | 0   | 0   | 0    | 0  | 54    | 2.2   |

### ARMSTRONG, CONT.

### ARMSTRONG'S SEASON HIGHS

Rushes: 8, at Pitt

Rushing Yards: 7, vs. USF

Longest Rush: 9, at Pitt

Rushing TDs: 1, vs. USF

Receptions: 2, vs. Duke

Receiving Yards: 20, vs. Duke

Longest Reception: 20, vs. Duke

### ARMSTRONG'S CAREER HIGHS

Rushes: 19, vs. Virginia Tech (2019)

Rushing Yards: 98, at Wake Forest (2018)

Longest Rush: 42, vs. Ball State (2018)

Rushing TDs: 2, vs. Michigan (2018)

Receptions: 5, at Navy (2018)

Receiving Yards: 64, at Navy (2018)

Longest Reception: 27 (2x), MR at Navy (2018)



## KEVIN AUSTIN JR. #4

Wide Receiver | 6-2 | 215 | Junior

Ft. Lauderdale, FL | North Broward Prep

### AUSTIN JR'S CAREER STATS

| RECEIVING | g  | rec | yards | td | long | rec/g | avg/c | avg/g |
|-----------|----|-----|-------|----|------|-------|-------|-------|
| 2018      | 11 | 5   | 90    | 0  | 38   | 0.5   | 18.0  | 8.2   |
| 2020      | 2  | 1   | 18    | 0  | 18   | 0.5   | 18.0  | 9.0   |
| TOTAL     | 13 | 6   | 108   | 0  | 38   | 0.5   | 18.0  | 8.3   |

### AUSTIN JR'S SEASON HIGHS

Receptions: 1, vs. Louisville

Receiving Yards: 18, vs. Louisville

Longest Reception: 18, vs. Louisville

Receiving TDs: N/A

### AUSTIN JR'S CAREER HIGHS

Receptions: 2, vs. Wake Forest (2018)

Receiving Yards: 38, at Navy (2018)

Longest Reception: 38, at Navy (2018)

Receiving TDs: N/A



## BO BAUER #52

Linebacker | 6-2 | 297 | Junior

Harborcreek, PA | Cathedral Prep

### BAUER'S CAREER STATS

| TACKLES | g  | ua | a  | total | tfl    | pd | ff | fr | blk | qbh |
|---------|----|----|----|-------|--------|----|----|----|-----|-----|
| 2018    | 13 | 7  | 3  | 10    | 0.0-0  | 0  | 0  | 0  | 0   | 0   |
| 2019    | 13 | 18 | 10 | 28    | 2.0-4  | 0  | 0  | 0  | 1   | 0   |
| 2020    | 6  | 9  | 6  | 15    | 2.0-8  | 1  | 0  | 0  | 0   | 2   |
| TOTAL   | 32 | 34 | 19 | 53    | 4.0-12 | 1  | 0  | 0  | 1   | 2   |

| SACKS | g  | ua | a | total | yards |
|-------|----|----|---|-------|-------|
| 2018  | 13 | 0  | 0 | 0.0   | 0     |
| 2019  | 13 | 0  | 0 | 0.0   | 0     |
| 2020  | 6  | 1  | 0 | 1.0   | 7     |
| TOTAL | 32 | 1  | 0 | 1.0   | 7     |

| INTERCEPTIONS | g  | no. | yards | td | long | avg/r | avg/g |
|---------------|----|-----|-------|----|------|-------|-------|
| 2018          | 13 | 0   | 0     | 0  | 0    | 0.0   | 0.0   |
| 2019          | 13 | 0   | 0     | 0  | 0    | 0.0   | 0.0   |
| 2020          | 6  | 1   | 16    | 0  | 16   | 16.0  | 2.7   |
| TOTAL         | 32 | 1   | 16    | 0  | 16   | 16.0  | 0.5   |

### BAUER'S SEASON HIGHS

Tackles: 4 (2x), MR vs. Louisville

Tackles-for-Loss: 2.0, vs. Florida State

Sacks: 1.0, vs. Florida State

Forced Fumbles: N/A

Fumble Recoveries: N/A

Interceptions: 1, at Pitt

INT Return Yards: 16, at Pitt

### BAUER'S CAREER HIGHS

Tackles: 6, at Wake Forest (2018)

Tackles-for-Loss: 2.0, vs. Florida State (2020)

Sacks: 1.0, vs. Florida State (2020)

Forced Fumbles: N/A

Fumble Recoveries: N/A

Interceptions: 1, at Pitt (2020)

INT Return Yards: 16, at Pitt (2020)



**IAN  
BOOK**

#12

**Quarterback | 6-0 1/8 | 206 | Graduate Student**

El Dorado Hills, CA | Oak Ridge

**BOOK'S CAREER STATS**

| RUSHING | g  | att | yards | td | long | avg/c | avg/g |
|---------|----|-----|-------|----|------|-------|-------|
| 2017    | 10 | 37  | 207   | 0  | 43   | 5.6   | 20.7  |
| 2018    | 12 | 95  | 280   | 4  | 23   | 2.9   | 23.3  |
| 2019    | 13 | 112 | 546   | 4  | 53   | 4.9   | 42.0  |
| 2020    | 6  | 51  | 212   | 5  | 20   | 4.2   | 35.3  |
| TOTAL   | 41 | 295 | 1245  | 13 | 53   | 4.2   | 30.4  |

| PASSING | g  | cmp-att-int | yards | td | long | pct  | avg/p | avg/g | effic |
|---------|----|-------------|-------|----|------|------|-------|-------|-------|
| 2017    | 10 | 46-75-4     | 456   | 4  | 55   | 61.3 | 6.1   | 45.6  | 119.3 |
| 2018    | 12 | 214-314-7   | 2628  | 19 | 66   | 68.2 | 8.4   | 219.0 | 154.0 |
| 2019    | 13 | 240-399-6   | 3034  | 34 | 70   | 60.2 | 7.6   | 233.4 | 149.1 |
| 2020    | 6  | 92-150-1    | 1225  | 7  | 75   | 61.3 | 8.2   | 204.2 | 144.0 |
| TOTAL   | 41 | 592-938-18  | 7343  | 64 | 75   | 63.1 | 7.8   | 179.1 | 147.5 |

| TOTAL OFFENSE | g  | rush | pass | total | avg/g |
|---------------|----|------|------|-------|-------|
| 2017          | 10 | 207  | 456  | 663   | 66.3  |
| 2018          | 12 | 280  | 2628 | 2908  | 242.3 |
| 2019          | 13 | 546  | 3034 | 3580  | 275.4 |
| 2020          | 6  | 212  | 1225 | 1437  | 239.5 |
| TOTAL         | 41 | 1245 | 7343 | 8588  | 209.5 |

**BOOK'S SEASON HIGHS**

**Completions:** 19, vs. Duke  
**Attempts:** 31, vs. Duke  
**Passing Yards:** 312, at Pitt  
**Longest Pass:** 75, vs. Duke  
**Passing TDs:** 3, at Pitt  
**Rushes:** 9 (3x), MR at Georgia Tech  
**Rushing Yards:** 58, vs. Florida State  
**Longest Rush:** 18, at Pitt  
**Rushing TDs:** 3, vs. USF

**BOOK'S CAREER HIGHS**

**Completions:** 29 (2x), MR vs. Virginia Tech (2019)  
**Attempts:** 53, vs. Virginia Tech (2019)  
**Passing Yards:** 360, vs. New Mexico (2019)  
**Longest Pass:** 75, vs. Duke (2020)  
**Passing TDs:** 5 (3x), MR vs. Navy (2019)  
**Rushes:** 17, vs. Clemson (2018)  
**Rushing Yards:** 139, at Duke (2019)  
**Longest Rush:** 53, at Duke (2019)  
**Rushing TDs:** 3 (2x), MR vs. USF

**TARIQ  
BRACY**

#28

**Cornerback | 5-10 1/8 | 180 | Junior**

Milpitas, CA | Milpitas

**BRACY'S CAREER STATS**


| TACKLES | g  | ua | a  | total | tfl   | pd | ff | fr | blk | qbh |
|---------|----|----|----|-------|-------|----|----|----|-----|-----|
| 2018    | 12 | 14 | 4  | 18    | 0.0-0 | 0  | 1  | 0  | 0   | 0   |
| 2019    | 12 | 25 | 9  | 34    | 0.0-0 | 7  | 1  | 2  | 0   | 0   |
| 2020    | 4  | 18 | 0  | 18    | 2.0-7 | 3  | 0  | 0  | 0   | 0   |
| TOTAL   | 28 | 57 | 13 | 70    | 2.0-7 | 10 | 2  | 2  | 0   | 0   |

**BRACY'S SEASON HIGHS**

**Tackles:** 8, vs. Florida State  
**Forced Fumbles:** N/A  
**Fumble Recoveries:** N/A  
**Interceptions:** N/A  
**INT Return Yards:** N/A  
**Pass Breakups:** 2, vs. Duke

**BRACY'S CAREER HIGHS**

**Tackles:** 8, vs. Florida State (2020)  
**Forced Fumbles:** 1 (2x), MR vs. Bowling Green (2019)  
**Fumble Recoveries:** 1 (2x), MR at Duke (2019)  
**Interceptions:** N/A  
**INT Return Yards:** N/A  
**Pass Breakups:** 2 (3x), MR vs. Duke (2020)

**JAY  
BRAMBLETT**

#19

**Punter | 6-1 1/2 | 193 | Sophomore**

Tuscaloosa, AL | Hillcrest

**BRAMBLETT'S CAREER STATS**

| RUSHING | g  | att | yards | td | long | avg/c | avg/g |
|---------|----|-----|-------|----|------|-------|-------|
| 2019    | 13 | 0   | 0     | 0  | 0    | 0.0   | 0.0   |
| 2020    | 6  | 2   | 21    | 0  | 14   | 10.5  | 3.5   |
| TOTAL   | 19 | 2   | 21    | 0  | 14   | 10.5  | 1.1   |

| TOTAL OFFENSE | g  | rush | pass | total | avg/g |
|---------------|----|------|------|-------|-------|
| 2019          | 13 | 0    | 0    | 0     | 0.0   |
| 2020          | 6  | 21   | 0    | 21    | 3.5   |
| TOTAL         | 19 | 21   | 0    | 21    | 1.1   |

| ALL PURPOSE | g  | rush | rcv | pr | kr | lr | total | avg/g |
|-------------|----|------|-----|----|----|----|-------|-------|
| 2019        | 13 | 0    | 0   | 0  | 0  | 0  | 0     | 0.0   |
| 2020        | 6  | 21   | 0   | 0  | 0  | 0  | 21    | 3.5   |
| TOTAL       | 19 | 21   | 0   | 0  | 0  | 0  | 21    | 1.1   |

| PUNTING | g  | no. | yards | long | avg  |
|---------|----|-----|-------|------|------|
| 2019    | 13 | 63  | 2485  | 61   | 39.4 |
| 2020    | 6  | 21  | 870   | 53   | 41.4 |
| TOTAL   | 19 | 84  | 3355  | 61   | 39.9 |

**BRAMBLETT'S SEASON HIGHS**

**Punts:** 6, vs. Duke  
**Punt Yards:** 263, vs. Duke  
**Long Punt:** 53, vs. Duke  
**Rushes:** 1 (2x), MR vs. Louisville  
**Rushing Yards:** 14, vs. Duke

**BRAMBLETT'S CAREER HIGHS**

**Punts:** 10, at Michigan (2019)  
**Punt Yards:** 423, at Michigan (2019)  
**Long Punt:** 61, at Michigan (2019)  
**Rushes:** 1 (2x), MR vs. Louisville (2020)  
**Rushing Yards:** 14, vs. Duke (2020)

**DJ  
BROWN**

#12

**Safety | 6-0 3/8 | 194 | Junior**

Annapolis, MD | St. John's College

**BROWN'S CAREER STATS**

| TACKLES | g  | ua | a | total | tfl   | pd | ff | fr | blk | qbh |
|---------|----|----|---|-------|-------|----|----|----|-----|-----|
| 2018    | 1  | 0  | 0 | 0     | 0.0-0 | 0  | 0  | 0  | 0   | 0   |
| 2019    | 9  | 3  | 4 | 7     | 0.0-0 | 0  | 0  | 0  | 0   | 0   |
| 2020    | 6  | 6  | 0 | 6     | 0.0-0 | 2  | 0  | 0  | 0   | 1   |
| TOTAL   | 16 | 9  | 4 | 13    | 0.0-0 | 2  | 0  | 0  | 0   | 1   |

**BROWN'S SEASON HIGHS**

**Tackles:** 2 (2x), MR at Georgia Tech  
**Forced Fumbles:** N/A  
**Fumble Recoveries:** N/A  
**Interceptions:** N/A  
**INT Return Yards:** N/A  
**Pass Breakups:** 1 (2x), MR vs. Florida State

**BROWN'S CAREER HIGHS**

**Tackles:** 3, vs. New Mexico (2019)  
**Forced Fumbles:** N/A  
**Fumble Recoveries:** N/A  
**Interceptions:** N/A  
**INT Return Yards:** N/A  
**Pass Breakups:** 1, vs. Duke (2020)



## SHAUN CRAWFORD

#20

Safety | 5-9 1/8 | 180 | Graduate Student

Lakewood, OH | St. Edward

### CRAWFORD'S CAREER STATS

| INTERCEPTIONS | g  | no. | yards | td | long | avg/r | avg/g |
|---------------|----|-----|-------|----|------|-------|-------|
| 2016          | 2  | 1   | 22    | 0  | 22   | 22.0  | 11.0  |
| 2017          | 12 | 2   | 0     | 0  | 0    | 0.0   | 0.0   |
| 2019          | 11 | 1   | 0     | 0  | 0    | 0.0   | 0.0   |
| 2020          | 6  | 1   | 23    | 0  | 23   | 23.0  | 3.8   |
| TOTAL         | 31 | 5   | 45    | 0  | 23   | 9.0   | 1.5   |

| ALL PURPOSE | g  | rush | rcv | pr | kr | ir | total | avg/g |
|-------------|----|------|-----|----|----|----|-------|-------|
| 2016        | 2  | 0    | 0   | 0  | 0  | 22 | 22    | 11.0  |
| 2017        | 12 | 0    | 0   | 0  | 0  | 0  | 0     | 0.0   |
| 2019        | 11 | 0    | 0   | 0  | 0  | 0  | 0     | 0.0   |
| 2020        | 6  | 0    | 0   | 0  | 0  | 23 | 23    | 3.8   |
| TOTAL       | 31 | 0    | 0   | 0  | 0  | 45 | 45    | 1.5   |

| TACKLES | g  | ua | a  | total | tfl    | pd | ff | fr | blk | qbh |
|---------|----|----|----|-------|--------|----|----|----|-----|-----|
| 2016    | 2  | 5  | 1  | 6     | 0.0-0  | 1  | 0  | 0  | 0   | 0   |
| 2017    | 12 | 20 | 12 | 32    | 1.5-10 | 7  | 1  | 2  | 0   | 0   |
| 2019    | 11 | 19 | 9  | 28    | 1.0-9  | 3  | 0  | 0  | 0   | 1   |
| 2020    | 6  | 18 | 4  | 22    | 3.0-16 | 4  | 0  | 1  | 0   | 0   |
| TOTAL   | 31 | 62 | 26 | 88    | 5.5-35 | 15 | 1  | 3  | 0   | 1   |

| SACKS | g  | ua | a | total | yards |
|-------|----|----|---|-------|-------|
| 2016  | 2  | 0  | 0 | 0.0   | 0     |
| 2017  | 12 | 1  | 1 | 1.5   | 10    |
| 2019  | 11 | 0  | 0 | 0.0   | 0     |
| 2020  | 6  | 1  | 0 | 1.0   | 8     |
| TOTAL | 31 | 2  | 1 | 2.5   | 18    |

### CRAWFORD'S SEASON HIGHS

Tackles: 6 (2x), MR at Pitt

Forced Fumbles: N/A

Fumble Recoveries: 1, vs. Duke

Interceptions: 1, vs. Florida State

INT Return Yards: 23, vs. Florida State

Pass Breakups: 2 (2x), MR vs. Florida State

Tackles-for-Loss: 1.0 (3x), MR at Georgia Tech

Quarterback Hurries: N/A

### CRAWFORD'S CAREER HIGHS

Tackles: 7, vs. Navy (2017)

Forced Fumbles: N/A

Fumble Recoveries: 1, vs. Duke

Interceptions: 2, vs. Boston College (2017)

INT Return Yards: 23, vs. Florida State (2020)

Pass Breakups: 2 (2x), MR vs. Florida State (2020)

Tackles-for-Loss: 1.0, (5x), MR at Georgia

Tech (2020)

Quarterback Hurries: 1, vs. Iowa State (2019)

### DAVIS, CONT.

#### DAVIS' SEASON HIGHS

Receptions: 4, at Georgia Tech

Receiving Yards: 44, at Pitt

Long Reception: 21, at Pitt

Receiving TDs: 1, vs. Duke

Rushes: 1, vs. Louisville

Rushing Yards: 10, vs. Louisville

Longest Rush: 10, vs. Louisville

Rushing TDs: N/A

#### DAVIS' CAREER HIGHS

Receptions: 4, at Georgia Tech (2020)

Receiving Yards: 59, vs. New Mexico (2019)

Long Reception: 59, vs. New Mexico (2019)

Receiving TDs: 1 (3x), MR vs. Duke (2020)

Rushes: 9, at Wake Forest (2018)

Rushing Yards: 43, at Wake Forest (2018)

Longest Rush: N/A

Rushing TDs: N/A



## JONATHAN DOERER

#39

Kicker/Punter | 6-3 | 197 | Senior

Charlotte, NC | South Mecklenburg

### DOERER'S CAREER STATS

| SCORING | g  | td | rush | rcv | ret | pat | 2pat | fg | total | avg/g |
|---------|----|----|------|-----|-----|-----|------|----|-------|-------|
| 2017    | 7  | 0  | 0    | 0   | 0   | 0   | 0    | 0  | 0     | 0.0   |
| 2018    | 10 | 0  | 0    | 0   | 0   | 5   | 0    | 1  | 8     | 0.8   |
| 2019    | 13 | 0  | 0    | 0   | 0   | 57  | 0    | 17 | 108   | 8.3   |
| 2020    | 6  | 0  | 0    | 0   | 0   | 25  | 0    | 7  | 46    | 7.7   |
| TOTAL   | 36 | 0  | 0    | 0   | 0   | 87  | 0    | 25 | 162   | 4.5   |

| FIELD GOALS | g  | made | att | long | pct   |
|-------------|----|------|-----|------|-------|
| 2017        | 7  | 0    | 0   | 0    | 0.0   |
| 2018        | 10 | 1    | 1   | 30   | 100.0 |
| 2019        | 13 | 17   | 20  | 52   | 85.0  |
| 2020        | 6  | 7    | 9   | 48   | 77.8  |
| TOTAL       | 36 | 25   | 30  | 52   | 83.3  |

| KICKOFFS | g  | no. | yards | avg  |
|----------|----|-----|-------|------|
| 2017     | 7  | 32  | 1957  | 61.2 |
| 2018     | 10 | 56  | 3348  | 59.8 |
| 2019     | 13 | 87  | 5239  | 60.2 |
| 2020     | 6  | 37  | 2168  | 58.6 |
| TOTAL    | 36 | 212 | 12712 | 60.0 |

### DOERER'S SEASON HIGHS

Field Goals Made: 2 (2x), MR vs. Louisville

Field Goal Attempts: 2 (2x), MR vs. USF

Longest FG Made: 48, vs. Duke

PAT Made: 6 (2x), at Pitt

PAT Attempts: 6 (2x), at Pitt

Points: 9 (3x), MR at Pitt

### DOERER'S CAREER HIGHS

Made Field Goals: 4 (2x), MR vs. Iowa State (2019)

Field Goal Attempts: 4 (2x), MR vs. Iowa State (2019)

Longest FG Made: 52, vs. Southern Cal (2019)

PAT Made: 7 (2x), MR vs. Navy (2019)

PAT Attempts: 7 (2x), MR vs. Navy (2019)

Points: 16, vs. Boston College (2019)



## AVERY DAVIS

#3

Wide Receiver | 5-11 | 202 | Senior

Cedar Hill, TX | Cedar Hill

### DAVIS' CAREER STATS

| RUSHING | g  | att | yards | td | long | avg/c | avg/g |
|---------|----|-----|-------|----|------|-------|-------|
| 2018    | 9  | 22  | 70    | 0  | 12   | 3.2   | 7.8   |
| 2019    | 11 | 6   | 10    | 0  | 7    | 1.7   | 0.9   |
| 2020    | 6  | 1   | 10    | 0  | 10   | 10.0  | 1.7   |
| TOTAL   | 26 | 29  | 90    | 0  | 12   | 3.1   | 3.5   |

| TOTAL OFFENSE | g  | rush | pass | total | avg/g |
|---------------|----|------|------|-------|-------|
| 2018          | 9  | 70   | 0    | 70    | 7.8   |
| 2019          | 11 | 10   | 0    | 10    | 0.9   |
| 2020          | 6  | 10   | 0    | 10    | 1.7   |
| TOTAL         | 26 | 90   | 0    | 90    | 3.5   |

| RECEIVING | g  | rec | yards | td | long | rec/g | avg/c | avg/g |
|-----------|----|-----|-------|----|------|-------|-------|-------|
| 2018      | 9  | 5   | 30    | 0  | 9    | 0.6   | 6.0   | 3.3   |
| 2019      | 11 | 10  | 124   | 2  | 59   | 0.9   | 12.4  | 11.3  |
| 2020      | 6  | 12  | 129   | 1  | 21   | 2.0   | 10.8  | 21.5  |
| TOTAL     | 26 | 27  | 283   | 3  | 59   | 1.0   | 10.5  | 10.9  |

**C'BO FLEMISTER**

#20

**Running Back | 5-11 1/4 | 201 | Junior**

Williamson, GA | Pike County

**FLEMISTER'S CAREER STATS**

| RUSHING | g  | att | yards | td | long | avg/c | avg/g |
|---------|----|-----|-------|----|------|-------|-------|
| 2018    | 2  | 1   | 0     | 0  | 0    | 0.0   | 0.0   |
| 2019    | 9  | 48  | 162   | 5  | 14   | 3.4   | 18.0  |
| 2020    | 5  | 42  | 235   | 3  | 31   | 5.6   | 47.0  |
| TOTAL   | 16 | 91  | 397   | 8  | 31   | 4.4   | 24.8  |

| TOTAL OFFENSE | g  | rush | pass | total | avg/g |
|---------------|----|------|------|-------|-------|
| 2018          | 2  | 0    | 0    | 0     | 0.0   |
| 2019          | 9  | 162  | 0    | 162   | 18.0  |
| 2020          | 5  | 235  | 0    | 235   | 47.0  |
| TOTAL         | 16 | 397  | 0    | 397   | 24.8  |

| RECEIVING | g  | rec | yards | td | long | rec/g | avg/c | avg/g |
|-----------|----|-----|-------|----|------|-------|-------|-------|
| 2018      | 2  | 0   | 0     | 0  | 0    | 0.0   | 0.0   | 0.0   |
| 2019      | 9  | 1   | 13    | 0  | 13   | 0.1   | 13.0  | 1.4   |
| 2020      | 5  | 1   | 9     | 0  | 9    | 0.2   | 9.0   | 1.8   |
| TOTAL     | 16 | 2   | 22    | 0  | 13   | 0.1   | 11.0  | 1.4   |

**FLEMISTER'S SEASON HIGHS**

**Rushes:** 15, at Georgia Tech  
**Rushing Yards:** 127, vs. USF  
**Longest Rush:** 31, vs. USF  
**Rushing TDs:** 1 (3x), MR at Georgia Tech  
**Receptions:** 1, vs. USF  
**Receiving Yards:** 9, vs. USF  
**Long Reception:** 9, vs. USF  
**Receiving TDs:** N/A

**FLEMISTER'S CAREER HIGHS**

**Rushes:** 13, vs. USF (2020)  
**Rushing Yards:** 127, vs. USF (2020)  
**Longest Rush:** 31, vs. USF (2020)  
**Rushing TDs:** 1 (8x), MR at Georgia Tech (2020)  
**Receptions:** 1 (2x), MR vs. USF (2020)  
**Receiving Yards:** 13, vs. Virginia (2019)  
**Long Reception:** 13, vs. Virginia (2019)  
**Receiving TDs:** N/A

**ISAIAH FOSKEY**

#7

**Defensive Line | 6-4 7/8 | 257 | Sophomore**

Antioch, CA | De La Salle

**FOSKEY'S CAREER STATS**

| TACKLES | g  | ua | a | total | tfl    | pd | ff | fr | blk | qbh |
|---------|----|----|---|-------|--------|----|----|----|-----|-----|
| 2019    | 4  | 1  | 4 | 5     | 0.0-0  | 0  | 0  | 0  | 1   | 1   |
| 2020    | 6  | 5  | 3 | 8     | 4.0-31 | 1  | 0  | 0  | 1   | 4   |
| TOTAL   | 10 | 6  | 7 | 13    | 4.0-31 | 1  | 0  | 0  | 2   | 5   |

| SACKS | g  | ua | a | total | yards |
|-------|----|----|---|-------|-------|
| 2019  | 4  | 0  | 0 | 0.0   | 0     |
| 2020  | 6  | 3  | 1 | 3.5   | 30    |
| TOTAL | 10 | 3  | 1 | 3.5   | 30    |

**FOSKEY'S SEASON HIGHS**

**Tackles:** 2 (3x), MR at Pitt  
**Tackles-for-Loss:** 1.5, vs. Duke  
**Sacks:** 1.0 (3x), MR at Georgia Tech  
**Forced Fumbles:** N/A  
**Fumble Recoveries:** N/A

**FOSKEY'S CAREER HIGHS**

**Tackles:** 2 (4x), MR vs. USF (2020)  
**Tackles-for-Loss:** 1.5, vs. Duke (2020)  
**Sacks:** 1.0 (3x), MR at Georgia Tech (2020)  
**Forced Fumbles:** N/A  
**Fumble Recoveries:** N/A

**HOUSTON GRIFFITH**

#3

**Safety | 5-11 3/4 | 204 | Junior**

Chicago, IL | IMG Academy

**GRIFFITH'S CAREER STATS**

| TACKLES | g  | ua | a | total | tfl   | pd | ff | fr | blk | qbh |
|---------|----|----|---|-------|-------|----|----|----|-----|-----|
| 2018    | 11 | 10 | 4 | 14    | 0.0-0 | 2  | 0  | 0  | 0   | 1   |
| 2019    | 13 | 3  | 2 | 5     | 0.0-0 | 1  | 0  | 0  | 0   | 0   |
| 2020    | 6  | 9  | 0 | 9     | 1.0-4 | 0  | 0  | 0  | 0   | 0   |
| TOTAL   | 30 | 22 | 6 | 28    | 1.0-4 | 3  | 0  | 0  | 0   | 1   |

**GRIFFITH'S SEASON HIGHS**

**Tackles:** 5, vs. USF  
**Tackles-for-Loss:** 1.0, vs. USF  
**Forced Fumbles:** N/A  
**Fumble Recoveries:** N/A  
**Interceptions:** N/A  
**INT Return Yards:** N/A  
**Pass Breakups:** N/A  
**Quarterback Hurries:** N/A

**GRIFFITH'S CAREER HIGHS**

**Tackles:** 5, vs. USF (2020)  
**Tackles-for-Loss:** 1.0, vs. USF (2020)  
**Forced Fumbles:** N/A  
**Fumble Recoveries:** N/A  
**Interceptions:** N/A  
**INT Return Yards:** N/A  
**Pass Breakups:** 1, (3x), MR at Duke (2019)  
**Quarterback Hurries:** 1, vs. Syracuse (2018)

**KYLE HAMILTON**

#14

**Safety | 6-4 | 219 | Sophomore**

Atlanta, GA | Marist School

**HAMILTON'S CAREER STATS**

| INTERCEPTIONS | g  | no. | yards | td | long | avg/r | avg/g |
|---------------|----|-----|-------|----|------|-------|-------|
| 2019          | 13 | 4   | 66    | 1  | 34   | 16.5  | 5.1   |
| 2020          | 5  | 0   | 0     | 0  | 0    | 0.0   | 0.0   |
| TOTAL         | 18 | 4   | 66    | 1  | 34   | 16.5  | 3.7   |

| ALL PURPOSE | g  | rush | rcv | pr | kr | ir | total | avg/g |
|-------------|----|------|-----|----|----|----|-------|-------|
| 2019        | 13 | 0    | 0   | 0  | 0  | 66 | 66    | 5.1   |
| 2020        | 5  | 0    | 0   | 0  | 0  | 0  | 0     | 0.0   |
| TOTAL       | 18 | 0    | 0   | 0  | 0  | 66 | 66    | 3.7   |

| TACKLES | g  | ua | a  | total | tfl    | pd | ff | fr | blk | qbh |
|---------|----|----|----|-------|--------|----|----|----|-----|-----|
| 2019    | 13 | 27 | 14 | 41    | 1.0-1  | 10 | 0  | 0  | 0   | 0   |
| 2020    | 5  | 24 | 4  | 28    | 2.5-9  | 3  | 0  | 0  | 0   | 2   |
| TOTAL   | 18 | 51 | 18 | 69    | 3.5-10 | 13 | 0  | 0  | 0   | 2   |

**HAMILTON'S SEASON HIGHS**

**Tackles:** 8, vs. Florida State  
**Tackles-for-Loss:** 2.0, at Georgia Tech  
**Forced Fumbles:** N/A  
**Fumble Recoveries:** N/A  
**Interceptions:** N/A  
**INT Return Yards:** N/A  
**Pass Breakups:** 1 (3x), MR at Georgia Tech  
**Quarterback Hurries:** 1 (2x), MR vs. Florida State

**HAMILTON'S CAREER HIGHS**

**Tackles:** 8 (2x), MR vs. Florida State (2020)  
**Tackles-for-Loss:** 2.0, at Georgia Tech (2020)  
**Forced Fumbles:** N/A  
**Fumble Recoveries:** N/A  
**Interceptions:** 1 (4x), MR vs. Boston College (2019)  
**INT Return Yards:** 34, vs. New Mexico (2019)  
**Pass Breakups:** 2, at Louisville (2019)  
**Quarterback Hurries:** 1 (2x), MR vs. Florida State (2020)



## CAM HART

#5

**Cornerback | 6-2 1/2 | 207 | Sophomore**

Baltimore, MD | Good Counsel


### HART'S CAREER STATS

| TACKLES | g | ua | a | total | tfl   | pd | ff | fr | blk | qbh |
|---------|---|----|---|-------|-------|----|----|----|-----|-----|
| 2019    | 3 | 0  | 0 | 0     | 0.0-0 | 0  | 0  | 0  | 0   | 0   |
| 2020    | 4 | 1  | 1 | 2     | 0.0-0 | 2  | 0  | 0  | 0   | 0   |
| TOTAL   | 7 | 1  | 1 | 2     | 0.0-0 | 2  | 0  | 0  | 0   | 0   |

### HART'S SEASON HIGHS

**Tackles:** 1, vs. Duke**Forced Fumbles:** N/A**Fumble Recoveries:** N/A**Interceptions:** N/A**INT Return Yards:** N/A**Pass Breakups:** 2, vs. USF

### HART'S CAREER HIGHS

**Tackles:** 1, vs. Duke [2020]**Forced Fumbles:** N/A**Fumble Recoveries:** N/A**Interceptions:** N/A**INT Return Yards:** N/A**Pass Breakups:** 2, vs. USF [2020]

## KURT HINISH

#41

**Defensive Line | 6-1 3/4 | 296 | Senior**

Pittsburgh, PA | Central Catholic

### HINISH'S CAREER STATS

| TACKLES | g  | ua | a  | total | tfl     | pd | ff | fr | blk | qbh |
|---------|----|----|----|-------|---------|----|----|----|-----|-----|
| 2017    | 12 | 1  | 7  | 8     | 0.5-1   | 0  | 0  | 0  | 0   | 1   |
| 2018    | 13 | 6  | 7  | 13    | 2.0-14  | 0  | 0  | 0  | 0   | 0   |
| 2019    | 13 | 7  | 8  | 15    | 4.5-12  | 0  | 1  | 0  | 0   | 1   |
| 2020    | 6  | 6  | 0  | 6     | 4.0-14  | 0  | 0  | 0  | 0   | 0   |
| TOTAL   | 44 | 20 | 22 | 42    | 11.0-41 | 0  | 1  | 0  | 0   | 2   |

### SACKS

|       | g  | ua | a | total | yards |
|-------|----|----|---|-------|-------|
| 2017  | 12 | 0  | 0 | 0.0   | 0     |
| 2018  | 13 | 1  | 1 | 1.5   | 12    |
| 2019  | 13 | 1  | 2 | 2.0   | 9     |
| 2020  | 6  | 1  | 0 | 1.0   | 5     |
| TOTAL | 44 | 3  | 3 | 4.5   | 26    |

### HINISH'S SEASON HIGHS

**Tackles:** 2 [2x], MR vs. Florida State**Tackles-for-Loss:** 2.0, vs. Duke**Sacks:** 1.0, vs. Duke**Forced Fumbles:** N/A**Fumble Recoveries:** N/A

### HINISH'S CAREER HIGHS

**Tackles:** 3 [4x], MR at Michigan [2019]**Tackles-for-Loss:** 2.0, vs. Duke [2020]**Sacks:** 1.5, vs. Syracuse [2018]**Forced Fumbles:** 1, vs. Southern Cal [2019]**Fumble Recoveries:** N/A

## DAELIN HAYES

#9

**Defensive Line | 6-3 3/4 | 258 | Graduate Student**

Belleville, MI | Skyline

### HAYES' CAREER STATS

| TACKLES | g  | ua | a  | total | tfl     | pd | ff | fr | blk | qbh |
|---------|----|----|----|-------|---------|----|----|----|-----|-----|
| 2016    | 12 | 5  | 6  | 11    | 0.0-0   | 1  | 1  | 0  | 0   | 0   |
| 2017    | 13 | 17 | 13 | 30    | 6.5-27  | 1  | 0  | 2  | 0   | 4   |
| 2018    | 12 | 15 | 16 | 31    | 5.0-21  | 1  | 0  | 1  | 0   | 6   |
| 2019    | 4  | 5  | 1  | 6     | 3.0-11  | 0  | 0  | 1  | 0   | 0   |
| 2020    | 6  | 8  | 3  | 11    | 3.0-20  | 0  | 2  | 0  | 0   | 3   |
| TOTAL   | 47 | 50 | 39 | 89    | 17.5-79 | 3  | 3  | 4  | 0   | 13  |

### SACKS

|       | g  | ua | a | total | yards |
|-------|----|----|---|-------|-------|
| 2016  | 12 | 0  | 0 | 0.0   | 0     |
| 2017  | 13 | 3  | 0 | 3.0   | 18    |
| 2018  | 12 | 1  | 2 | 2.0   | 15    |
| 2019  | 4  | 1  | 0 | 1.0   | 7     |
| 2020  | 6  | 2  | 0 | 2.0   | 14    |
| TOTAL | 47 | 7  | 2 | 8.0   | 54    |

### HAYES' SEASON HIGHS

**Tackles:** 5, at Georgia Tech**Tackles-for-Loss:** 2.0, at Georgia Tech**Sacks:** 2.0, at Georgia Tech**Forced Fumbles:** 2, at Georgia Tech**Fumble Recoveries:** N/A**Quarterback Hurries:** 1 [3x], MR at Georgia Tech

### HAYES' CAREER HIGHS

**Tackles:** 7, at Wake Forest [2018]**Tackles-for-Loss:** 2.0 [3x], MR vs. Georgia Tech [2020]**Sacks:** 2.0, at Georgia Tech [2020]**Forced Fumbles:** 2, at Georgia Tech [2020]**Fumble Recoveries:** 1 [4x], MR at Louisville [2019]**Quarterback Hurries:** 2, vs. Vanderbilt [2018]

## LAWRENCE KEYS III

#13

**Wide Receiver | 5-10 3/8 | 173 | Junior**

New Orleans, LA | McDonogh 35

### KEYS' CAREER STATS

| RUSHING | g  | att | yards | td | long | avg/c | avg/g |
|---------|----|-----|-------|----|------|-------|-------|
| 2019    | 12 | 6   | 45    | 0  | 15   | 7.5   | 3.8   |
| 2020    | 4  | 0   | 0     | 0  | 0    | 0.0   | 0.0   |
| TOTAL   | 16 | 6   | 45    | 0  | 15   | 7.5   | 2.8   |

| RECEIVING | g  | rec | yards | td | long | rec/g | avg/c | avg/g |
|-----------|----|-----|-------|----|------|-------|-------|-------|
| 2019      | 12 | 13  | 134   | 0  | 28   | 1.1   | 10.3  | 11.2  |
| 2020      | 4  | 1   | 4     | 0  | 4    | 0.2   | 4.0   | 1.0   |
| TOTAL     | 16 | 14  | 138   | 0  | 28   | 0.9   | 9.9   | 8.6   |

### PUNT RETURNS

|       | g  | no. | yards | td | long | avg/r | avg/g |
|-------|----|-----|-------|----|------|-------|-------|
| 2019  | 12 | 1   | 6     | 0  | 6    | 6.0   | 0.5   |
| 2020  | 4  | 2   | -3    | 0  | 3    | -1.5  | -0.8  |
| TOTAL | 16 | 3   | 3     | 0  | 6    | 1.0   | 0.2   |

### KEYS' SEASON HIGHS

**Receptions:** 1, vs. Duke**Receiving Yards:** 4, vs. Duke**Long Reception:** 4, vs. Duke**Receiving TDs:** N/A**Rushes:** N/A**Rushing Yards:** N/A**Long Rush:** N/A**Rushing TDs:** N/A**Punt Returns:** 1 [2x], MR vs. Florida State**Punt Return Yards:** 3, vs. Duke**Punt Return TDs:** N/A

### KEYS' CAREER HIGHS

**Receptions:** 3, at Georgia [2019]**Receiving Yards:** 35, at Georgia [2019]**Long Reception:** 28, at Georgia [2019]**Receiving TDs:** N/A**Rushes:** 2 [2x], MR at Duke [2019]**Rushing Yards:** 20, at Duke [2019]**Long Rush:** 15, at Duke [2019]**Rushing TDs:** N/A**Punt Returns:** 1 [3x], MR vs. Florida State [2020]**Punt Return Yards:** 6, vs. Boston College [2019]**Punt Return TDs:** N/A



**JACK KISER**

#24

Linebacker | 6-1 5/8 | 2227 | Sophomore

Royal Center, IN | Pioneer

**KISER'S CAREER STATS**

| TACKLES | g | ua | a | total | tfl   | pd | ff | fr | blk | qbh |
|---------|---|----|---|-------|-------|----|----|----|-----|-----|
| 2019    | 4 | 0  | 0 | 0     | 0.0-0 | 0  | 0  | 0  | 0   | 0   |
| 2020    | 5 | 11 | 4 | 15    | 2.0-4 | 0  | 0  | 0  | 0   | 1   |
| TOTAL   | 9 | 11 | 4 | 15    | 2.0-4 | 0  | 0  | 0  | 0   | 1   |

**KISER'S SEASON HIGHS**

Tackles: 8, vs. USF

Tackles-for-Loss: 2.0, vs. USF

Sacks: N/A

Forced Fumbles: N/A

Fumble Recoveries: N/A

**KISER'S CAREER HIGHS**

Tackles: 8, vs. USF (2020)

Tackles-for-Loss: 2.0, vs. USF (2020)

Sacks: N/A

Forced Fumbles: N/A

Fumble Recoveries: N/A

**CLARENCE LEWIS**

#26

Corner Back | 6-1 | 180 | Freshman

Edison, NJ | Mater Dei

**LEWIS' CAREER STATS**

| TACKLES | g | ua | a | total | tfl   | pd | ff | fr | blk | qbh |
|---------|---|----|---|-------|-------|----|----|----|-----|-----|
| 2020    | 6 | 7  | 0 | 7     | 1.0-3 | 3  | 0  | 0  | 0   | 0   |
| TOTAL   | 6 | 7  | 0 | 7     | 1.0-3 | 3  | 0  | 0  | 0   | 0   |

**LEWIS' SEASON HIGHS**

Tackles: 5, vs. USF

Tackles-for-Loss: 1.0, vs. USF

Forced Fumbles: N/A

Fumble Recoveries: N/A

Interceptions: N/A

INT Return Yards: N/A

Pass Breakups: 3, vs. USF

**LEWIS' CAREER HIGHS**

Tackles: 5, vs. USF (2020)

Tackles-for-Loss: 1.0, vs. USF (2020)

Forced Fumbles: N/A

Fumble Recoveries: N/A

Interceptions: N/A

INT Return Yards: N/A

Pass Breakups: 3, vs. USF (2020)

**JACOB LACEY**

#54

Defensive Line | 6-1 5/8 | 293 | Sophomore

Bowling Green, KY | South Warren

**LACEY'S CAREER STATS**

| TACKLES | g  | ua | a  | total | tfl   | pd | ff | fr | blk | qbh |
|---------|----|----|----|-------|-------|----|----|----|-----|-----|
| 2019    | 11 | 7  | 7  | 14    | 1.5-3 | 0  | 0  | 0  | 0   | 1   |
| 2020    | 6  | 1  | 3  | 4     | 1.0-2 | 1  | 0  | 0  | 0   | 0   |
| TOTAL   | 17 | 8  | 10 | 18    | 2.5-5 | 1  | 0  | 0  | 0   | 1   |

| SACKS | g  | ua | a | total | yards |
|-------|----|----|---|-------|-------|
| 2019  | 11 | 0  | 1 | 0.5   | 2     |
| 2020  | 6  | 0  | 0 | 0.0   | 0     |
| TOTAL | 17 | 0  | 1 | 0.5   | 2     |

**LACEY'S SEASON HIGHS**

Tackles: 1 (4x), MR at Pitt

Tackles-for-Loss: 0.5 (2x), MR vs. USF

Sacks: N/A

Forced Fumbles: N/A

Fumble Recoveries: N/A

**LACEY'S CAREER HIGHS**

Tackles: 4, vs. Navy (2019)

Tackles-for-Loss: 1.5, vs. Virginia (2019)

Sacks: 0.5, vs. Virginia (2019)

Forced Fumbles: N/A

Fumble Recoveries: N/A

**BRADEN LENZY**

#0

Wide Receiver | 5-11 3/8 | 181 | Junior

Tigard, OR | Tigard Senior

**LENZY'S CAREER STATS**

| RUSHING | g  | att | yards | td | long | avg/c | avg/g |
|---------|----|-----|-------|----|------|-------|-------|
| 2018    | 0  | 0   | 0     | 0  | 0    | 0.0   | 0.0   |
| 2019    | 9  | 13  | 200   | 2  | 61   | 15.4  | 22.2  |
| 2020    | 4  | 3   | 8     | 0  | 3    | 2.7   | 2.0   |
| TOTAL   | 13 | 16  | 208   | 2  | 61   | 13.0  | 16.0  |

| TOTAL OFFENSE | g  | rush | pass | total | avg/g |
|---------------|----|------|------|-------|-------|
| 2018          | 0  | 0    | 0    | 0     | 0.0   |
| 2019          | 9  | 200  | 0    | 200   | 22.2  |
| 2020          | 4  | 8    | 0    | 8     | 2.0   |
| TOTAL         | 13 | 208  | 0    | 208   | 16.0  |

| RECEIVING | g  | rec | yards | td | long | rec/g | avg/c | avg/g |
|-----------|----|-----|-------|----|------|-------|-------|-------|
| 2018      | 0  | 0   | 0     | 0  | 0    | 0.0   | 0.0   | 0.0   |
| 2019      | 9  | 11  | 254   | 2  | 70   | 1.2   | 23.1  | 28.2  |
| 2020      | 4  | 6   | 63    | 1  | 22   | 1.5   | 10.5  | 15.8  |
| TOTAL     | 13 | 17  | 317   | 3  | 70   | 1.3   | 18.6  | 24.4  |

**LENZY'S SEASON HIGHS**

Receptions: 3 (2x), MR vs. Florida State

Receiving Yards: 34, vs. USF

Long Reception: 22, vs. USF

Receiving TDs: 1, vs. Florida State

Rushes: 2, vs. Florida State

Rushing Yards: 5, vs. Florida State

Long Rush: 3 (2x), MR vs. Florida State

Rushing TDs: N/A

**LENZY'S CAREER HIGHS**

Receptions: 3 (2x), MR vs. Florida State (2020)

Receiving Yards: 87, vs. Navy (2019)

Long Reception: 70, vs. Navy (2019)

Receiving TDs: 2 (2x), MR vs. Navy (2019)

Rushes: 4, at Stanford (2019)

Rushing Yards: 61, vs. Boston College (2019)

Long Rush: 61, vs. Boston College (2019)

Rushing TDs: 1 (2x), MR vs. Boston College (2019)

**JACK LAMB**

#31

Linebacker | 6-3 3/4 | 230 | Junior

Temecula, CA | Great Oak

**LAMB'S CAREER STATS**

| TACKLES | g  | ua | a | total | tfl    | pd | ff | fr | blk | qbh |
|---------|----|----|---|-------|--------|----|----|----|-----|-----|
| 2018    | 0  | 0  | 0 | 0     | 0.0-0  | 0  | 0  | 0  | 0   | 0   |
| 2019    | 8  | 4  | 3 | 7     | 2.0-11 | 0  | 1  | 1  | 0   | 0   |
| 2020    | 6  | 6  | 1 | 7     | 0.0-0  | 0  | 0  | 0  | 0   | 2   |
| TOTAL   | 14 | 10 | 4 | 14    | 2.0-11 | 0  | 1  | 1  | 0   | 2   |

| SACKS | g  | ua | a | total | yards |
|-------|----|----|---|-------|-------|
| 2018  | 0  | 0  | 0 | 0.0   | 0     |
| 2019  | 8  | 1  | 0 | 1.0   | 7     |
| 2020  | 6  | 0  | 0 | 0.0   | 0     |
| TOTAL | 14 | 1  | 0 | 1.0   | 7     |

**LAMB'S SEASON HIGHS**

Tackles: 3, vs. USF

Tackles-for-Loss: N/A

Sacks: N/A

Forced Fumbles: N/A

Fumble Recoveries: N/A

**LAMB'S CAREER HIGHS**

Tackles: 3 (2x), vs. USF (2020)

Tackles-for-Loss: 1.0 (2x), MR at Michigan (2019)

Sacks: 1.0, at Michigan (2019)

Forced Fumbles: 1, at Michigan (2019)

Fumble Recoveries: 1, at Louisville (2019)

**MARIST  
LIUFAU**


#35

**Linebacker | 6-2 1/4 | 226 | Sophomore**

Kalhi, HI | Punahou

**LIUFAU'S CAREER STATS**

| TACKLES | g | ua | a | total | tfl   | pd | ff | fr | blk | qbh |
|---------|---|----|---|-------|-------|----|----|----|-----|-----|
| 2019    | 4 | 0  | 0 | 0     | 0.0-0 | 0  | 0  | 0  | 0   | 0   |
| 2020    | 5 | 1  | 3 | 4     | 0.0-0 | 0  | 0  | 0  | 0   | 1   |
| TOTAL   | 9 | 1  | 3 | 4     | 0.0-0 | 0  | 0  | 0  | 0   | 1   |

**LIUFAU'S SEASON HIGHS****Tackles:** 3, vs. Duke**Tackles-for-Loss:** N/A**Sacks:** N/A**Forced Fumbles:** N/A**Fumble Recoveries:** N/A**LIUFAU'S CAREER HIGHS****Tackles:** 3, vs. Duke [2020]**Tackles-for-Loss:** N/A**Sacks:** N/A**Forced Fumbles:** N/A**Fumble Recoveries:** N/A**MICHAEL  
MAYER**


#87

**Tight End | 6-5 | 235 | Freshman**

Independence, KY | Covington Catholic

**MAYER'S CAREER STATS**

| RECEIVING | g | rec | yards | td | long | rec/g | avg/c | avg/g |
|-----------|---|-----|-------|----|------|-------|-------|-------|
| 2020      | 6 | 15  | 168   | 2  | 23   | 2.5   | 11.2  | 28.0  |
| TOTAL     | 6 | 15  | 168   | 2  | 23   | 2.5   | 11.2  | 28.0  |

**MAYER'S SEASON HIGHS****Receptions:** 5, at Pitt**Receiving Yards:** 73, at Pitt**Long Reception:** 23, at Pitt**Receiving TDs:** 1 (2x), MR at Pitt**Rushes:** N/A**Rushing Yards:** N/A**Long Rush:** N/A**Rushing TDs:** N/A**MAYER'S CAREER HIGHS****Receptions:** 5, at Pitt [2020]**Receiving Yards:** 73, at Pitt [2020]**Long Reception:** 23, at Pitt [2020]**Receiving TDs:** 1 (2x), MR at Pitt [2020]**Rushes:** N/A**Rushing Yards:** N/A**Long Rush:** N/A**Rushing TDs:** N/A**NICK  
MCCLOUD**

#4

**Corner Back | 6-0 1/2 | 192 | Graduate Student**

Rock Hill, SC | South Point//NC State

**MCCLOUD'S NOTRE DAME CAREER STATS**

| TACKLES | g | ua | a | total | tfl   | pd | ff | fr | blk | qbh |
|---------|---|----|---|-------|-------|----|----|----|-----|-----|
| 2020    | 6 | 13 | 4 | 17    | 1.0-2 | 6  | 0  | 0  | 0   | 0   |
| TOTAL   | 6 | 13 | 4 | 17    | 1.0-2 | 6  | 0  | 0  | 0   | 0   |

| INTERCEPTIONS | g | no. | yards | td | long | avg/r | avg/g |
|---------------|---|-----|-------|----|------|-------|-------|
| 2020          | 6 | 1   | 0     | 0  | 0    | 0.0   | 0.0   |
| TOTAL         | 6 | 1   | 0     | 0  | 0    | 0.0   | 0.0   |

**MCCLOUD'S SEASON HIGHS****Tackles:** 5, vs. Duke**Tackles-for-Loss:** 1.0, vs. Louisville**Forced Fumbles:** N/A**Fumble Recoveries:** N/A**Interceptions:** 1, at Pitt**INT Return Yards:** N/A**Pass Breakups:** 2, vs. Florida State**MCCLOUD'S ND CAREER HIGHS****Tackles:** 5, vs. Duke [2020]**Tackles-for-Loss:** 1.0, vs. Louisville [2020]**Forced Fumbles:** N/A**Fumble Recoveries:** N/A**Interceptions:** 1, at Pitt**INT Return Yards:** N/A**Pass Breakups:** 2, vs. Florida State [2020]**JAVON  
MCKINLEY**

#88

**Wide Receiver | 6-2 | 215 | Graduate Student**

Corona, CA | Centennial

**MCKINLEY'S CAREER STATS**

| RECEIVING | g  | rec | yards | td | long | rec/g | avg/c | avg/g |
|-----------|----|-----|-------|----|------|-------|-------|-------|
| 2018      | 4  | 0   | 0     | 0  | 0    | 0.0   | 0.0   | 0.0   |
| 2019      | 9  | 11  | 268   | 4  | 65   | 1.2   | 24.4  | 29.8  |
| 2020      | 6  | 14  | 264   | 0  | 41   | 2.3   | 18.9  | 44.0  |
| TOTAL     | 19 | 25  | 532   | 4  | 65   | 1.3   | 21.3  | 28.0  |

| RUSHING | g  | att | yards | td | long | avg/c | avg/g |
|---------|----|-----|-------|----|------|-------|-------|
| 2018    | 4  | 0   | 0     | 0  | 0    | 0.0   | 0.0   |
| 2019    | 9  | 0   | 0     | 0  | 0    | 0.0   | 0.0   |
| 2020    | 6  | 1   | 15    | 0  | 15   | 15.0  | 2.5   |
| TOTAL   | 19 | 1   | 15    | 0  | 15   | 15.0  | 0.8   |

**MCKINLEY'S SEASON HIGHS****Receptions:** 5 (2x), MR at Georgia Tech**Receiving Yards:** 107, vs. Florida State**Long Reception:** 41, at Pitt**Receiving TDs:** N/A**Rushes:** 1, vs. Louisville**Rushing Yards:** 15, vs. Louisville**Long Rush:** 15, vs. Louisville**Rushing TDs:** N/A**MCKINLEY'S CAREER HIGHS****Receptions:** 5 (3x), MR at Georgia Tech [2020]**Receiving Yards:** 107, vs. Florida State [2020]**Long Reception:** 65, vs. New Mexico [2019]**Receiving TDs:** 2, vs. New Mexico [2019]**Rushes:** 1, vs. Louisville [2020]**Rushing Yards:** 15, vs. Louisville [2020]**Long Rush:** 15, vs. Louisville [2020]**Rushing TDs:** N/A**PAUL  
MOALA**

#13

**Linebacker | 5-11 1/2 | 224 | Junior**

Mishawaka, IN | Penn

**MOALA'S CAREER STATS**

| TACKLES | g  | ua | a  | total | tfl   | pd | ff | fr | blk | qbh |
|---------|----|----|----|-------|-------|----|----|----|-----|-----|
| 2018    | 7  | 1  | 0  | 1     | 0.0-0 | 0  | 0  | 0  | 0   | 0   |
| 2019    | 12 | 6  | 8  | 14    | 1.0-6 | 0  | 1  | 1  | 0   | 2   |
| 2020    | 3  | 5  | 2  | 7     | 0.0-0 | 0  | 0  | 0  | 0   | 0   |
| TOTAL   | 22 | 12 | 10 | 22    | 1.0-6 | 0  | 1  | 1  | 0   | 2   |

**MOALA'S SEASON HIGHS****Tackles:** 5, vs. Duke**Tackles-for-Loss:** N/A**Sacks:** N/A**Forced Fumbles:** N/A**Fumble Recoveries:** N/A**MOALA'S CAREER HIGHS****Tackles:** 5, vs. Duke [2020]**Tackles-for-Loss:** 1.0, vs. Navy [2019]**Sacks:** N/A**Forced Fumbles:** 1, vs. Navy [2019]**Fumble Recoveries:** 1, vs. Navy [2019]

**OVIE  
OGHOUFO**

#29

**Defensive Line | 6-3 | 240 | Junior**

Lathrup Village, MI | Harrison

**OGHOUFO'S CAREER STATS**

| TACKLES | g  | ua | a  | total | tfl    | pd | ff | fr | blk | qbh |
|---------|----|----|----|-------|--------|----|----|----|-----|-----|
| 2018    | 0  | 0  | 0  | 0     | 0.0-0  | 0  | 0  | 0  | 0   | 0   |
| 2019    | 9  | 1  | 11 | 12    | 1.0-4  | 1  | 0  | 0  | 0   | 3   |
| 2020    | 5  | 5  | 3  | 8     | 1.5-9  | 0  | 0  | 0  | 0   | 1   |
| TOTAL   | 14 | 6  | 14 | 20    | 2.5-13 | 1  | 0  | 0  | 0   | 4   |

| SACKS | g  | ua | a | total | yards |
|-------|----|----|---|-------|-------|
| 2018  | 0  | 0  | 0 | 0.0   | 0     |
| 2019  | 9  | 0  | 2 | 1.0   | 4     |
| 2020  | 5  | 1  | 1 | 1.5   | 9     |
| TOTAL | 14 | 1  | 3 | 2.5   | 13    |

**OGHOUFO'S SEASON HIGHS****Tackles:** 3, at Pitt**Tackles-for-Loss:** 1.0, vs. Florida State**Sacks:** 1.0, vs. Florida State**Forced Fumbles:** N/A**Fumble Recoveries:** N/A**OGHOUFO'S CAREER HIGHS****Tackles:** 3 (3x), MR at Pitt (2020)**Tackles-for-Loss:** 1.0, vs. Florida State (2020)**Sacks:** 1.0, vs. Florida State (2020)**Forced Fumbles:** N/A**Fumble Recoveries:** N/A**JEREMIAH  
OWUSU-KORAMOAH**

#6

**Linebacker | 6-1 1/2 | 215 | Senior**

Hampton, VA | Bethel

**OWUSU-KORAMOAH'S CAREER STATS**

| TACKLES | g  | ua | a  | total | tfl     | pd | ff | fr | blk | qbh |
|---------|----|----|----|-------|---------|----|----|----|-----|-----|
| 2017    | 0  | 0  | 0  | 0     | 0.0-0   | 0  | 0  | 0  | 0   | 0   |
| 2018    | 2  | 0  | 0  | 0     | 0.0-0   | 0  | 0  | 0  | 0   | 0   |
| 2019    | 13 | 54 | 26 | 80    | 13.5-59 | 4  | 2  | 2  | 0   | 3   |
| 2020    | 6  | 17 | 9  | 26    | 6.0-23  | 1  | 1  | 0  | 0   | 2   |
| TOTAL   | 21 | 71 | 35 | 106   | 19.5-82 | 5  | 3  | 2  | 0   | 5   |

| SACKS | g  | ua | a | total | yards |
|-------|----|----|---|-------|-------|
| 2017  | 0  | 0  | 0 | 0.0   | 0     |
| 2018  | 2  | 0  | 0 | 0.0   | 0     |
| 2019  | 13 | 5  | 1 | 5.5   | 34    |
| 2020  | 6  | 1  | 0 | 1.0   | 6     |
| TOTAL | 21 | 6  | 1 | 6.5   | 40    |

| INTERCEPTIONS | g  | no. | yards | td | long | avg/r | avg/g |
|---------------|----|-----|-------|----|------|-------|-------|
| 2017          | 0  | 0   | 0     | 0  | 0    | 0.0   | 0.0   |
| 2018          | 2  | 0   | 0     | 0  | 0    | 0.0   | 0.0   |
| 2019          | 13 | 0   | 0     | 0  | 0    | 0.0   | 0.0   |
| 2020          | 6  | 1   | 0     | 0  | 0    | 0.0   | 0.0   |
| TOTAL         | 21 | 1   | 0     | 0  | 0    | 0.0   | 0.0   |

**OWUSU-KORAMOAH'S SEASON HIGHS****Tackles:** 9, vs. Duke**Tackles-for-Loss:** 2.0 (3x), MR vs. Louisville**Sacks:** 1, vs. Duke**Forced Fumbles:** 1, vs. Duke**Fumble Recoveries:** N/A**Quarterback Hurries:** 1 (2x), MR at Pitt**Interceptions:** 1, at Pitt**INT Return Yards:** N/A**OWUSU-KORAMOAH'S CAREER HIGHS****Tackles:** 9 (4x), MR vs. Duke (2020)**Tackles-for-Loss:** 4.0, vs. Iowa State (2019)**Sacks:** 3.0, vs. Iowa State (2019)**Forced Fumbles:** 1 (3x), MR vs. Duke (2020)**Fumble Recoveries:** 1 (2x), MR vs. Iowa State (2019)**Quarterback Hurries:** 1 (5x), MR at Pitt (2020)**Interceptions:** 1, at Pitt**INT Return Yards:** N/A**ADETOKUNBO  
OGUNDEJI**

#91

**Defensive Line | 6-3 3/8 | 268 | Graduate Student**

West Bloomfield, MI | Walled Lake Central

**OGUNDEJI'S CAREER STATS**

| TACKLES | g  | ua | a  | total | tfl     | pd | ff | fr | blk | qbh |
|---------|----|----|----|-------|---------|----|----|----|-----|-----|
| 2017    | 5  | 0  | 0  | 0     | 0.0-0   | 0  | 0  | 0  | 0   | 0   |
| 2018    | 13 | 12 | 11 | 23    | 3.0-14  | 1  | 2  | 0  | 0   | 2   |
| 2019    | 13 | 17 | 17 | 34    | 7.0-31  | 0  | 3  | 1  | 0   | 5   |
| 2020    | 6  | 7  | 4  | 11    | 3.0-13  | 0  | 0  | 1  | 0   | 4   |
| TOTAL   | 37 | 36 | 32 | 68    | 13.0-58 | 1  | 5  | 2  | 0   | 11  |

| SACKS | g  | ua | a | total | yards |
|-------|----|----|---|-------|-------|
| 2017  | 5  | 0  | 0 | 0.0   | 0     |
| 2018  | 13 | 1  | 1 | 1.5   | 8     |
| 2019  | 13 | 4  | 1 | 4.5   | 24    |
| 2020  | 6  | 3  | 0 | 3.0   | 13    |
| TOTAL | 37 | 8  | 2 | 9.0   | 45    |

**OGUNDEJI'S SEASON HIGHS****Tackles:** 4 (2x), MR at Georgia Tech**Tackles-for-Loss:** 2.0, vs. Florida State**Sacks:** 2.0, vs. Florida State**Forced Fumbles:** N/A**Fumble Recoveries:** 1, vs. Duke**OGUNDEJI'S CAREER HIGHS****Tackles:** 6 (2x), MR at Stanford (2019)**Tackles-for-Loss:** 3.0 vs. Boston

College (2019)

**Sacks:** 2.0 (2x), MR vs. Florida State (2020)**Forced Fumbles:** 1 (5x), MR at Stanford (2019)**Fumble Recoveries:** 1 (2x), MR vs. Duke (2020)**ISAIAH  
PRYOR**

#10

**Safety | 6-1 1/2 | 199 | Graduate Student**

Lawrenceville, GA | Archer//Ohio State

**PRYOR'S NOTRE DAME CAREER STATS**

| TACKLES | g | ua | a | total | tfl   | pd | ff | fr | blk | qbh |
|---------|---|----|---|-------|-------|----|----|----|-----|-----|
| 2020    | 6 | 5  | 0 | 5     | 1.0-7 | 0  | 1  | 0  | 0   | 1   |
| TOTAL   | 6 | 5  | 0 | 5     | 1.0-7 | 0  | 1  | 0  | 0   | 1   |

| SACKS | g | ua | a | total | yards |
|-------|---|----|---|-------|-------|
| 2020  | 6 | 1  | 0 | 1.0   | 7     |
| TOTAL | 6 | 1  | 0 | 1.0   | 7     |

**PRYOR'S SEASON HIGHS****Tackles:** 2 (2x), MR at Pitt**Tackles-for-Loss:** 1.0, at Pitt**Forced Fumbles:** N/A**Fumble Recoveries:** N/A**Interceptions:** N/A**INT Return Yards:** N/A**Pass Breakups:** N/A**PRYOR'S ND CAREER HIGHS****Tackles:** 2 (2x), MR at Pitt (2020)**Tackles-for-Loss:** 1.0, at Pitt (2020)**Forced Fumbles:** N/A**Fumble Recoveries:** N/A**Interceptions:** N/A**INT Return Yards:** N/A**Pass Breakups:** N/A



## SHAYNE SIMON

#33

Linebacker | 6-2 3/4 | 230 | Junior

West Orange, NJ | St. Peter's Prep

### SIMON'S CAREER STATS

| TACKLES | g  | ua | a  | total | tfl   | pd | ff | fr | blk | qbh |
|---------|----|----|----|-------|-------|----|----|----|-----|-----|
| 2018    | 9  | 2  | 2  | 4     | 0.5-2 | 1  | 0  | 0  | 0   | 0   |
| 2019    | 11 | 2  | 7  | 9     | 1.5-2 | 0  | 0  | 0  | 0   | 1   |
| 2020    | 5  | 4  | 2  | 6     | 0.0-0 | 1  | 0  | 0  | 0   | 1   |
| TOTAL   | 25 | 8  | 11 | 19    | 2.0-4 | 2  | 0  | 0  | 0   | 2   |

### SIMON'S SEASON HIGHS

Tackles: 3, vs. Florida State

Tackles-for-Loss: N/A

Sacks: N/A

Forced Fumbles: N/A

Fumble Recoveries: N/A

Quarterback Hurries: 1, at Pitt

### SIMON'S CAREER HIGHS

Tackles: 4, vs. Navy (2019)

Tackles-for-Loss: 1.5 vs. Bowling Green (2019)

Sacks: N/A

Forced Fumbles: N/A

Fumble Recoveries: N/A

Quarterback Hurries: 1 (2x), MR at Pitt (2020)



## MYRON TAGOVAILOA-AMOSA

#95

Defensive Line | 6-2 1/2 | 282 | Senior

Ewa Beach, HI | Kapole

### TAGOVAILOA-AMOSA'S CAREER STATS

| TACKLES | g  | ua | a  | total | tfl    | pd | ff | fr | blk | qbh |
|---------|----|----|----|-------|--------|----|----|----|-----|-----|
| 2017    | 13 | 7  | 5  | 12    | 1.5-6  | 0  | 0  | 0  | 0   | 0   |
| 2018    | 2  | 0  | 2  | 2     | 0.5-1  | 0  | 0  | 0  | 0   | 0   |
| 2019    | 12 | 13 | 9  | 22    | 2.5-5  | 1  | 0  | 1  | 0   | 6   |
| 2020    | 5  | 8  | 2  | 10    | 4.0-15 | 0  | 0  | 1  | 0   | 0   |
| TOTAL   | 32 | 28 | 18 | 46    | 8.5-27 | 1  | 0  | 2  | 0   | 6   |

| SACKS | g  | ua | a | total | yards |
|-------|----|----|---|-------|-------|
| 2017  | 13 | 0  | 0 | 0.0   | 0     |
| 2018  | 2  | 0  | 0 | 0.0   | 0     |
| 2019  | 12 | 0  | 1 | 0.5   | 1     |
| 2020  | 5  | 1  | 0 | 1.0   | 6     |
| TOTAL | 32 | 1  | 1 | 1.5   | 7     |

### TAGOVAILOA-AMOSA'S SEASON HIGHS

Tackles: 4, vs. Duke

Tackles-for-Loss: 1.0 (4x), MR at Georgia Tech

Sacks: 1.0, at Pitt

Forced Fumbles: N/A

Fumble Recoveries: 1, at Georgia Tech

### TAGOVAILOA-AMOSA'S CAREER HIGHS

Tackles: 4 (2x), MR vs. Duke (2020)

Tackles-for-Loss: 1.0 (7x), MR at Georgia Tech (2020)

Sacks: 1.0, at Pitt

Forced Fumbles: N/A

Fumble Recoveries: 1 (2x), MR Georgia Tech (2020)



## BEN SKOWRONEK

#11

Wide Receiver | 6-2 7/8 | 220 | Graduate Student

Ft. Wayne, IN | Homestead//Northwestern

### SKOWRONEK'S NOTRE DAME CAREER STATS

| RECEIVING | g | rec | yards | td | long | rec/g | avg/c | avg/g |
|-----------|---|-----|-------|----|------|-------|-------|-------|
| 2020      | 5 | 5   | 143   | 2  | 73   | 1.0   | 28.6  | 28.6  |
| TOTAL     | 5 | 5   | 143   | 2  | 73   | 1.0   | 28.6  | 28.6  |

### SKOWRONEK'S SEASON HIGHS

Receptions: 2 (2x), MR at Pitt

Receiving Yards: 107, at Pitt

Long Reception: 73, at Pitt

Receiving TDs: 2, at Pitt

Rushes: N/A

Rushing Yards: N/A

Long Rush: N/A

Rushing TDs: N/A

### SKOWRONEK'S ND CAREER HIGHS

Receptions: 2 (2x), MR at Pitt

Receiving Yards: 107, at Pitt (2020)

Long Reception: 173, at Pitt (2020)

Receiving TDs: 2, at Pitt (2020)

Rushes: N/A

Rushing Yards: N/A

Long Rush: N/A

Rushing TDs: N/A



## GEORGE TAKACS

#85

Tight End | 6-6 | 245 | Junior

Naples, FL | Gulf Coast

### TAKACS' CAREER STATS

| RECEIVING | g  | rec | yards | td | long | rec/g | avg/c | avg/g |
|-----------|----|-----|-------|----|------|-------|-------|-------|
| 2019      | 6  | 2   | 12    | 1  | 10   | 0.3   | 6.0   | 2.0   |
| 2020      | 5  | 1   | 7     | 0  | 7    | 0.2   | 7.0   | 1.4   |
| TOTAL     | 11 | 3   | 19    | 1  | 10   | 0.3   | 6.3   | 1.7   |

### TAKACS' SEASON HIGHS

Receptions: 1, at Pitt

Receiving Yards: 1, at Pitt

Long Reception: 1, at Pitt

Receiving TDs: N/A

Rushes: N/A

Rushing Yards: N/A

Long Rush: N/A

Rushing TDs: N/A

### TAKACS' CAREER HIGHS

Receptions: 1 (3x), MR at Pitt (2020)

Receiving Yards: 10, vs. Boston College (2019)

Long Reception: 10, vs. Boston College (2019)

Receiving TDs: 1, at Duke (2019)

Rushes: N/A

Rushing Yards: N/A

Long Rush: N/A

Rushing TDs: N/A



**TOMMY TREMBLE**

#24

**Tight End | 6-4 | 248 | Junior**

Johns Creek, GA | Wesleyan

**TREMBLE'S CAREER STATS**

| RECEIVING | g  | rec | yards | td | long | rec/g | avg/c | avg/g |
|-----------|----|-----|-------|----|------|-------|-------|-------|
| 2018      | 0  | 0   | 0     | 0  | 0    | 0.0   | 0.0   | 0.0   |
| 2019      | 13 | 16  | 183   | 4  | 29   | 1.2   | 11.4  | 14.1  |
| 2020      | 6  | 12  | 126   | 0  | 27   | 2.0   | 10.5  | 21.0  |
| TOTAL     | 19 | 28  | 309   | 4  | 29   | 1.5   | 11.0  | 16.3  |

| RUSHING | g  | att | yards | td | long | avg/c | avg/g |
|---------|----|-----|-------|----|------|-------|-------|
| 2018    | 0  | 0   | 0     | 0  | 0    | 0.0   | 0.0   |
| 2019    | 13 | 0   | 0     | 0  | 0    | 0.0   | 0.0   |
| 2020    | 6  | 1   | 4     | 0  | 4    | 4.0   | 0.7   |
| TOTAL   | 19 | 1   | 4     | 0  | 4    | 4.0   | 0.2   |

**TREMBLE'S SEASON HIGHS****Receptions:** 5, vs. Duke**Receiving Yards:** 61, vs. USF**Long Reception:** 27, vs. USF**Receiving TDs:** N/A**Rushes:** 1, vs. USF**Rushing Yards:** 4, vs. USF**Longest Rush:** 4, vs. USF**Rushing TDs:** N/A**TREMBLE'S CAREER HIGHS****Receptions:** 5, vs. Duke (2020)**Receiving Yards:** 61, at USF (2020)**Long Reception:** 29, vs. New Mexico (2019)**Receiving TDs:** 1 (4x), MR at Stanford (2019)**Rushes:** 1, vs. USF (2020)**Rushing Yards:** 4, vs. USF (2020)**Longest Rush:** 4, vs. USF (2020)**Rushing TDs:** N/A**DREW WHITE**

#40

**Linebacker | 6-0 1/4 | 227 | Senior**

Boca Raton, FL | St. Thomas Aquinas

**WHITE'S CAREER STATS**

| TACKLES | g  | ua | a  | total | tfl     | pd | ff | fr | blk | qbh |
|---------|----|----|----|-------|---------|----|----|----|-----|-----|
| 2018    | 4  | 2  | 6  | 8     | 0.0-0   | 0  | 0  | 0  | 0   | 0   |
| 2019    | 13 | 48 | 32 | 80    | 8.0-17  | 1  | 0  | 2  | 0   | 2   |
| 2020    | 6  | 10 | 12 | 22    | 3.0-5   | 0  | 0  | 0  | 0   | 2   |
| TOTAL   | 23 | 60 | 50 | 110   | 11.0-22 | 1  | 0  | 2  | 0   | 4   |

| SACKS | g  | ua | a | total | yards |
|-------|----|----|---|-------|-------|
| 2018  | 4  | 0  | 0 | 0.0   | 0     |
| 2019  | 13 | 2  | 0 | 2.0   | 3     |
| 2020  | 6  | 0  | 0 | 0.0   | 0     |
| TOTAL | 23 | 2  | 0 | 2.0   | 3     |

**WHITE'S SEASON HIGHS****Tackles:** 5 (2x), MR vs. USF**Tackle-for-Loss:** 1.0 (2x), at Georgia Tech**Sacks:** N/A**Forced Fumbles:** N/A**Fumble Recoveries:** N/A**WHITE'S CAREER HIGHS****Tackles:** 11, vs. Michigan (2019)**Tackle-for-Loss:** 2.0 (2x), MR at Georgia (2019)**Sacks:** 1.0 (2x), MR at Duke (2019)**Forced Fumbles:** N/A**Fumble Recoveries:** 1 (2x), MR vs. Boston College (2019)**CHRIS TYREE**

#25

**Running Back | 5-9 1/2 | 179 | Freshman**

Chester, VA | Thomas Dale

**TYREE'S CAREER STATS**

| RUSHING | g | att | yards | td | long | avg/c | avg/g |
|---------|---|-----|-------|----|------|-------|-------|
| 2020    | 5 | 35  | 217   | 2  | 45   | 6.2   | 43.4  |
| TOTAL   | 5 | 35  | 217   | 2  | 45   | 6.2   | 43.4  |

| RECEIVING | g | rec | yards | td | long | rec/g | avg/c |
|-----------|---|-----|-------|----|------|-------|-------|
| 2020      | 5 | 2   | 15    | 0  | 12   | 0.4   | 7.5   |
| TOTAL     | 5 | 2   | 15    | 0  | 12   | 0.4   | 7.5   |

| KICK RETURNS | g | no. | yards | td | long | avg/r | avg/g |
|--------------|---|-----|-------|----|------|-------|-------|
| 2020         | 5 | 9   | 197   | 0  | 38   | 21.9  | 39.4  |
| TOTAL        | 5 | 9   | 197   | 0  | 38   | 21.9  | 39.4  |

**TYREE'S SEASON HIGHS****Rushes:** 11, vs. Florida State**Rushing Yards:** 103, vs. Florida State**Longest Rush:** 45, vs. Florida State**Rushing TDs:** 1 (2x), MR vs. Florida State**Receptions:** 2, vs. Louisville**Receiving Yards:** 15, vs. Louisville**Long Reception:** 12, vs. Louisville**Receiving TDs:** N/A**Kickoff Returns:** 4, vs. Duke**Kickoff Return Yards:** 90, vs. Duke**Kickoff Return TDs:** N/A**TYREE'S CAREER HIGHS****Rushes:** 11, vs. Florida State (2020)**Rushing Yards:** 103, vs. Florida State (2020)**Longest Rush:** 45, vs. Florida State (2020)**Rushing TDs:** 1 (2x), MR vs. Florida State (2020)**Receptions:** 2, vs. Louisville (2020)**Receiving Yards:** 15, vs. Louisville (2020)**Long Reception:** 12, vs. Louisville (2020)**Receiving TDs:** N/A**Kickoff Returns:** 4, vs. Duke (2020)**Kickoff Return Yards:** 90, vs. Duke (2020)**Kickoff Return TDs:** N/A**JOE WILKINS JR.**

#18

**Wide Receiver | 6-1 1/2 | 190 | Junior**

North Fort Myers, FL | North Fort Myers

**WILKINS JR'S CAREER STATS**

| RECEIVING | g  | rec | yards | td | long | rec/g | avg/c | avg/g |
|-----------|----|-----|-------|----|------|-------|-------|-------|
| 2018      | 2  | 0   | 0     | 0  | 0    | 0.0   | 0.0   | 0.0   |
| 2019      | 5  | 0   | 0     | 0  | 0    | 0.0   | 0.0   | 0.0   |
| 2020      | 6  | 5   | 47    | 1  | 15   | 0.8   | 9.4   | 7.8   |
| TOTAL     | 13 | 5   | 47    | 1  | 15   | 0.4   | 9.4   | 3.6   |

**WILKINS JR'S SEASON HIGHS****Receptions:** 4, vs. Duke**Receiving Yards:** 39, vs. Duke**Long Reception:** 15, vs. Duke**Receiving TDs:** 1, at Georgia Tech**Rushes:** N/A**Rushing Yards:** N/A**Longest Rush:** N/A**Rushing TDs:** N/A**WILKINS JR'S CAREER HIGHS****Receptions:** 4, vs. Duke (2020)**Receiving Yards:** 39, vs. Duke (2020)**Long Reception:** 15, vs. Duke (2020)**Receiving TDs:** 1, at Georgia Tech (2020)**Rushes:** N/A**Rushing Yards:** N/A**Longest Rush:** N/A**Rushing TDs:** N/A



## KYREN WILLIAMS

#23

Running Back | 5-9 1/2 | 179 | Sophomore

Chester, VA | Thomas Dale

### WILLIAMS' CAREER STATS

| RUSHING | g  | att | yards | td | long | avg/c | avg/g |
|---------|----|-----|-------|----|------|-------|-------|
| 2019    | 4  | 4   | 26    | 0  | 14   | 6.5   | 6.5   |
| 2020    | 6  | 105 | 600   | 7  | 65   | 5.7   | 100.0 |
| TOTAL   | 10 | 109 | 626   | 7  | 65   | 5.7   | 62.6  |

| TOTAL OFFENSE | g  | rush | pass | total | avg/g |
|---------------|----|------|------|-------|-------|
| 2019          | 4  | 26   | 0    | 26    | 6.5   |
| 2020          | 6  | 600  | 0    | 600   | 100.0 |
| TOTAL         | 10 | 626  | 0    | 626   | 62.6  |

| RECEIVING | g  | rec | yards | td | long | rec/g | avg/c | avg/g |
|-----------|----|-----|-------|----|------|-------|-------|-------|
| 2019      | 4  | 1   | 3     | 0  | 3    | 0.2   | 3.0   | 0.8   |
| 2020      | 6  | 12  | 180   | 0  | 75   | 2.0   | 15.0  | 30.0  |
| TOTAL     | 10 | 13  | 183   | 0  | 75   | 1.3   | 14.1  | 18.3  |

| SCORING | g  | td | rush | rcv | ret | pat | 2pat | fg | total | avg/g |
|---------|----|----|------|-----|-----|-----|------|----|-------|-------|
| 2019    | 4  | 0  | 0    | 0   | 0   | 0   | 0    | 0  | 0     | 0.0   |
| 2020    | 6  | 7  | 7    | 0   | 0   | 0   | 0    | 0  | 42    | 7.0   |
| TOTAL   | 10 | 7  | 7    | 0   | 0   | 0   | 0    | 0  | 42    | 4.2   |

### WILLIAMS' SEASON HIGHS

**Rushes:** 25, vs. Louisville**Rushing Yards:** 185, vs. Florida State**Longest Rush:** 65, vs. Florida State**Rushing TDs:** 2 (3x), MR at Georgia Tech**Receptions:** 2 (3x), MR vs. Florida State**Receiving Yards:** 93, vs. Duke**Long Reception:** 75, vs. Duke**Receiving TDs:** N/A

### WILLIAMS' CAREER HIGHS

**Rushes:** 25, vs. Louisville (2020)**Rushing Yards:** 185, vs. Florida State (2020)**Longest Rush:** 65, vs. Florida State (2020)**Rushing TDs:** 2 (3x), MR vs. Georgia Tech (2020)**Receptions:** 2 (3x), MR vs. Florida State (2020)**Receiving Yards:** 93, vs. Duke (2020)**Long Reception:** 75, vs. Duke (2020)**Receiving TDs:** N/A

## BROCK WRIGHT

#89

Tight End | 6-4 1/2 | 255 | Senior

Cypress, TX | Cy-Fair

### WRIGHT'S CAREER STATS

| RECEIVING | g  | rec | yards | td | long | rec/g | avg/c | avg/g |
|-----------|----|-----|-------|----|------|-------|-------|-------|
| 2017      | 11 | 0   | 0     | 0  | 0    | 0.0   | 0.0   | 0.0   |
| 2018      | 12 | 2   | 12    | 1  | 9    | 0.2   | 6.0   | 1.0   |
| 2019      | 13 | 2   | 45    | 0  | 40   | 0.2   | 22.5  | 3.5   |
| 2020      | 6  | 3   | 21    | 0  | 11   | 0.5   | 7.0   | 3.5   |
| TOTAL     | 42 | 7   | 78    | 1  | 40   | 0.2   | 11.1  | 1.9   |

### WRIGHT'S SEASON HIGHS

**Receptions:** 2, vs. Florida State**Receiving Yards:** 11, at Georgia Tech**Long Reception:** 11, at Georgia Tech**Receiving TDs:** N/A**Rushes:** N/A**Rushing Yards:** N/A**Longest Rush:** N/A**Rushing TDs:** N/A

### WRIGHT'S CAREER HIGHS

**Receptions:** 2, vs. Florida State (2020)**Receiving Yards:** 40, vs. Bowling Green (2019)**Long Reception:** 40, vs. Bowling Green (2019)**Receiving TDs:** 1, at Wake Forest (2018)**Rushes:** N/A**Rushing Yards:** N/A**Longest Rush:** N/A**Rushing TDs:** N/A