



NOTRE DAME FOOTBALL

GAME 5 - BOWLING GREEN

Date: Saturday, October 5, 2019
Time: 3:41 p.m. ET
Site: Notre Dame Stadium
• Capacity 77,622 (FieldTurf)

TV: NBC (national) | NBC Sports app
• Mike Tirico (play-by-play)
• Doug Flutie (analysis)
• Kathryn Tappen (sideline)
• Chris Simms (sideline analyst)

Radio: Notre Dame Radio Network
• SiriusXM (Channel 129)
• 96.1 FM, 101.5 FM & 960 AM

Tickets: Notre Dame Ticket Exchange
powered by VividSeats.com

IRISH VS. FALCONS - BY THE NUMBERS

1	Saturday will be the first meeting between the Irish and the Falcons. • The Irish have faced Bowling Green Head Coach Scot Loeffler once before when he served as offensive coordinator/quarterbacks coach at Boston College in 2017. Notre Dame came away with the 49-20 victory on the Eagles' home turf. QB Brandon Wimbush recorded four touchdowns and 207 yards on the ground, both records for Irish quarterbacks. • Notre Dame head coach Brian Kelly faced BGSU twice in his tenure at Central Michigan, earning a 1-1 record from games in 2004 and 2006.
3	DL Julian Okwara recorded three sacks against the Cavaliers, tying for sixth-most in single game program history with 10 other players. Two of Okwara's sacks resulted in fumbles, one of which was returned for a touchdown by DL Ade Ogundeji . Okwara earned Walter Camp Defensive Player of the Week honors for his performance.
4	The Irish defense held Virginia to four total rushing yards last Saturday, marking the fourth-lowest total by an opposing team since 1996, and the fewest in the Brian Kelly era. This total was also the lowest total against a ranked team since 1966 (Southern Cal, 51-0 win, -12 rushing yards). Notre Dame produced tackles for loss on 44.8 percent of Virginia's rushing attempts, a rate which led the FBS.
5	In forcing five turnovers against the Cavaliers, it was the first time a Notre Dame defense recorded at least five takeaways since recording six vs. Michigan in 2012.
8	The Notre Dame defense recorded eight sacks vs. Virginia. Since 1996, only one Irish team has had more (nine vs. Rutgers in 1996).
+9	Notre Dame leads the FBS in cumulative turnover margin (+9), and average turnover differential per game (+2.25). The next closest average is +1.75 (Colorado and Wisconsin). The Irish have forced 13 total turnovers; only one FBS team has forced more (Mississippi State, 14).
10	Brian Kelly continues his 10th season as the head coach at the University of Notre Dame, becoming just the fifth Irish coach to spend a decade or more at the school (Knut Rockne, 13; Frank Leahy, Ara Parseghian, Lou Holtz 11).
13	Notre Dame has won 13 consecutive games at Notre Dame Stadium, including a 6-0 clean slate last season. It is the third-longest winning streak at home for the Irish since Notre Dame Stadium opened in 1930.
13	TE Cole Kmet recorded four catches for 65 yards on Saturday, totaling 13 receptions over the past two games. This ties for fourth-most receptions over a two-game span by an Irish TE (most was 16 by Kyle Rudolph in 2010 vs. Michigan and Michigan State). Last week, Kmet tied the program record for catches by a tight end in a single game with nine against Georgia, the mark last reached in 1977 by Ken MacAfee vs. Purdue.
14	Notre Dame remains perfect in redzone-scoring percentage, converting on 14-of-14 visits inside the 20. Twelve of those scores were touchdowns (nine rushing, three passing). The 12 touchdowns tie for fourth-most among redzone-perfect teams. The only other ranked teams that are perfect in the redzone are Iowa, LSU and Penn State.
30	Notre Dame has held its opponents to 30 points or less in 18 consecutive games, matching Washington for the FBS lead in that category. The streak spans defensive coordinator Clark Lea's entire tenure with the Irish.
269	The Notre Dame Stadium sell-out streak stands at 269 consecutive games, the second-longest in NCAA history.
350 [^]	Games coached by Brian Kelly in his career, second among active coaches in the NCAA to Mack Brown (North Carolina).
1,186	Notre Dame running backs have gone 1,186 carries without losing a fumble – dating back to Nov. 21, 2015. It is the longest active streak in the FBS, trailed by Northwestern's 1,128-carry streak.

THE SERIES

0-0	Saturday marks the first meeting between Notre Dame and Bowling Green
-----	---

THE COACHES

	Head Coach	At School	Overall	vs. Opponent
ND	Brian Kelly	84-36 (10th year) [^]	255-93-2 (29th year) [^]	1-1
BGSU	Scot Loeffler	1-3 (1st year)	1-3 (1st year)	0-0

[^]Includes 20 regular-season wins and two postseason appearances vacated under discretionary NCAA penalty

2019 SCHEDULE (3-1)

Date	ND Rk	Opp Rk	Opponent	Location	Network	Time/Score
Sep. 2	9/9		at Louisville	Louisville, KY	ESPN	W, 35-17
Sep. 14	7/7		New Mexico	Notre Dame, IN	NBC	W, 66-14
Sep. 21	7/7	3/3	at Georgia	Athens, GA	CBS	L, 17-23
Sep. 28	10/10	18/18	Virginia	Notre Dame, IN	NBC	W, 35-20
Oct. 5	9/10		Bowling Green	Notre Dame, IN	NBC	3:30 p.m.
Oct. 12		RV/RV	Southern Cal	Notre Dame, IN	NBC	7:30 p.m.
Oct. 28		19/18	at Michigan	Ann Arbor, MI	TBA	TBA
Nov. 2			Virginia Tech	Notre Dame, IN	NBC	2:30 p.m.
Nov. 9		-/RV	at Duke	Durham, NC	ACC Net	TBA
Nov. 18			Navy	Notre Dame, IN	NBC	2:30 p.m.
Nov. 23			Boston College	Notre Dame, IN	NBC	2:30 p.m.
Nov. 30			at Stanford	Palo Alto, CA	TBA	TBA

Rankings: CFP/AP/Coaches (current for upcoming opponents, at time of game for past opponents) | All times Eastern

THE TRADITION

7	Heisman Trophy Winners – Angelo Bertelli (1943), John Lujack (1947), Leon Hart (1948), John Lattner (1953), Paul Hornung (1956), John Huarte (1964), Tim Brown (1987)
11	Consensus National Championships – 1924, 1929, 1930, 1943, 1946, 1947, 1949, 1966, 1973, 1977, 1988
13	NFL Hall of Famers – the most of any college football program
21	Different seasons Notre Dame has been selected as the National Champion by at least one poll listed in the NCAA official record book
22	Different undefeated regular seasons
52	College Football Hall of Famers – Raghieb Ismail (1988-90) is a 2019 inductee
102	Consensus All-Americans – most recent Julian Love (2018)
921 [^]	All-time wins – second in college football history.
.731 [^]	All-time winning percentage – the best in college football history.

FIRST TIME OPPONENTS

- Notre Dame and Bowling Green will be meeting for the first time on Saturday afternoon, marking the 147th different opponent the Irish will face in 131 years of football. Notre Dame is 121-22-3 (.839) in the previous 146 meetings against first-time opponents.
- Of those 146 first-time opponents, 129 of those first-time meetings occurred on Notre Dame's home field. The Irish are 108-16-5 (.857) in those contests.
- Notre Dame Stadium has hosted first-time opponents 59 times since 1930, with Notre Dame compiling a 47-11-1 (.805) record in those contests.

SEVEN CAPTAINS IN 2019

- Quarterback Ian Book, safety Jalen Elliott, wide receiver Chris Finke, safety Alohi Gilman, offensive lineman Robert Hainsey, defensive lineman Khalid Kareem and defensive lineman Julian Okwara will serve as team captains for Notre Dame in 2019.
- The seven total captains matches a program-high from the 2017 season (DeShone Kizer was part of that group but eventually declared for the NFL Draft, leaving the Irish with six captains for the actual football season).

FOOTBALL STAFF GAME DAY LOCATIONS

Coach	Title	Location
Brian Kelly	Head Coach	Sideline
Clark Lea	Def. Coordinator/Linebackers	Press Box
Chip Long	Off. Coordinator/Tight Ends	Sideline
Mike Elston	Defensive Line	Sideline
Lance Taylor	Running Backs	Sideline
Jeff Quinn	Offensive Line	Sideline
Todd Lyght	Defensive Backs	Sideline
Terry Joseph	Def. Pass Game Coordinator	Sideline
Brian Polian	Special Teams Coordinator	Sideline
Del Alexander	Wide Receivers	Sideline
Tom Rees	Quarterbacks	Press Box

BRIAN KELLY WEEKLY AVAILABILITY

Monday	Game preview press conference	Noon ET Isban Auditorium Video/Transcript available on und.com
Thursday	Brian Kelly Radio Show	7-8 p.m. ET Irish Athletic Center
Saturday	Post-game press conference	Video/Transcript available on und.com
Sunday	Recap of previous day's game	2:00 p.m. ET Teleconference

STUDENT-ATHLETE WEEKLY AVAILABILITY

Tuesday	Post Practice Interviews	Approximately 6:15 p.m. ET Isban Auditorium
Saturday	Post Game Interviews	Audio archive on und.com/pressbox

HOME FIELD WIN STREAK

- Notre Dame completed an undefeated season at Notre Dame Stadium in 2018 for the second time in four seasons (2015, 6-0) after finishing 6-0 following a 42-13 win over Florida State. From 1990-2011, only the 1998 campaign (6-0) saw a perfect Notre Dame home slate.
- Notre Dame has won 13 straight games at home dating back to Sept. 30, 2017, starting with a victory over Miami (Ohio). It is the third-longest home winning streak for the Irish since Notre Dame Stadium opened in 1930 (28 straight from 1942-50; 19 straight from 1987-90).

ALL-AROUND EXCELLENCE

- The University of Notre Dame was recently ranked 15th in the U.S. News and World Report rankings for Top Colleges.
- Of all teams that have made a College Football Playoff appearance, Notre Dame is the only school in the top 25 of those rankings. The university closest to Notre Dame in the rankings that has also made a CFP appearance is Georgia, which comes in at a tie for 50th.

ISBAN AUDITORIUM

The Isban Auditorium is located in the Guglielmino Athletics Complex, northeast of the Joyce Center and directly north of the Irish Athletics Center (the new indoor football facility). Access to the auditorium is through the main entrance on the west side of 'The Gug.' Parking is available south of the Joyce Center.

FOOTBALL ATHLETIC COMMUNICATIONS STAFF

Interim Director of Football Communications Primary Football	Michael Scholl	mscholl@nd.edu o - 574-631-4780 c - 574-876-6248
Assistant Athletic Director Strategic Communications Secondary Football	Aaron Horvath	ahorvat3@nd.edu o - 574-631-8978 c - 574-340-3106
Senior Associate Athletic Director, Media and Brand	Rob Kelly	rkelly1@nd.edu o - 574-631-0979 c - 574-514-6100
Assistant Athletics Communications Director	Claire Kramer	ckramer@nd.edu c - 913-952-6454



Michael Scholl



Aaron Horvath



Rob Kelly



Claire Kramer

ADDITIONAL INFORMATION

Additional information and resources, including the 2019 Media Guide, statistics, transcripts, headshots, rosters, videos, audio files and more, can be found at und.com/pressbox.

ND ALPHABETICAL ROSTER

No.	Name	Pos.	Ht.	Wt.	Cl.	Elg.	Hometown/High School	No.	Name	Pos.	Ht.	Wt.	Cl.	Elg.	Hometown/High School
22	Kendall Abdur-Rahman	WR	5-11 ½	189	Fr.	4	Edwardsville, IL/Edwardsville	24	Jack Kiser	LB	6-1 ½	221	Fr.	4	Royal Center, IN/Pioneer
57	Jayson Ademilola	* DL	6-3	279	So.	3	Jackson, NJ/St. Peter's Prep	84	Cole Kmet	** TE	6-5 ½	250	Jr.	2	Lake Barrington, IL/St. Viator
19	Justin Ademilola	DL	6-1 ¾	250	So.	4	Jackson, NJ/St. Peter's Prep	78	Tommy Kraemer	** OL	6-5 ¾	319	Jr.	2	Cincinnati, OH/Elder
26	Temitope Agoro	* CB	6-0 ¾	203	Sr.	1	Riverdale, MD/Parkdale	73	Andrew Kristofic	OL	6-5 ¼	280	Fr.	4	Gibsonia, PA/Pine-Richland
23	Litchfield Ajavon	DB	6-0 ½	192	Fr.	4	Baltimore, MD/Episcopal	54	Jacob Lacey	DL	6-1 ¾	293	Fr.	4	Bowling Green, KY/South Warren
26	Leo Albano	WR	6-1	215	So.	4	Charleston, SC/Bishop England	81	John Lager	TE	6-4 ¼	249	Gr.	1	Golden Valley, MN/The Lawrenceville School
8	Jafar Armstrong	* RB	6-0 ¾	220	Jr.	3	Lee's Summit, MO/Bishop Miege	31	Jack Lamb	LB	6-3 ¾	233	So.	4	Temecula, CA/Great Oak
32	Mick Assaf	RB	5-11	215	Sr.	1	Atlanta, GA/Pace Academy	25	Braden Lenzy	WR	5-11 ¾	180	So.	4	Tigard, OR/Tigard Senior
4	Kevin Austin Jr.	* WR	6-2	210	So.	3	Ft. Lauderdale, FL/North Broward Prep	98	Harrison Leonard	K/P	5-10 ¾	203	Fr.	4	Jamestown, RI/Avon Old Farms School
69	Aaron Banks	* OL	6-5 ¼	325	Jr.	3	Alameda, CA/El Cerrito	48	Xavier Lezynski	TE	6-1 ¾	213	Jr.	2	Newtown, PA/Notre Dame (NJ)
52	Bo Bauer	* LB	6-2 ¾	230	So.	3	Harborcreek, PA/Cathedral Prep	35	Marist Liufau	LB	6-2 ¼	213	Fr.	4	Kalihi, HI/Punahou
27	JD Bertrand	LB	6-1	226	Fr.	4	Roswell, GA/Blessed Trinity	37	Chase Love	DB	6-0 ¼	195	So.	3	Chicago Heights, IL/Marian Catholic
22	Asmar Bilal	*** LB	6-2	227	Gr.	1	Indianapolis, IN/Ben Davis	75	Josh Lugg	* OL	6-6 ¾	307	Jr.	3	Wexford, PA/North Allegheny Senior
12	Ian Book C	** QB	6-0 ½	212	Sr.	2	El Dorado Hills, CA/Oak Ridge	60	Cole Mabry	OL	6-5	286	So.	4	Brentwood, TN/Brentwood
19	Jay Bramblett	P	6-1 ½	188	Fr.	4	Tuscaloosa, AL/Hillcrest	25	John Mahoney	DB	6-0	208	Jr.	2	West Des Moines, IA/Valley
28	TaRiq Bracy	* CB	5-10 ½	170	So.	3	Milpitas, CA/Milpitas	43	Greg Mailey	WR	6-1	203	So.	4	Hudson, OH/Hudson
12	DJ Brown	DB	6-0 ¾	198	So.	4	Annapolis, MD/St. John's College	88	Javon McKinley	WR	6-2	220	Sr.	1	Corona, CA/Centennial
31	Cole Capen	QB	6-4 ½	227	So.	4	Yorba Linda, CA/Orange Lutheran	13	Paul Moala	* LB	5-11 ½	216	So.	3	Mishawaka, IN/Penn
14	J.D. Carney	QB	5-10	181	Jr.	2	San Diego, CA/Cathedral Catholic	53	Quinn Murphy	OL	6-5 ¼	289	Fr.	4	Duxbury, MA/Duxbury
77	Quinn Carroll	OL	6-6 ¾	304	Fr.	4	Edina, MN/Edina	29	Ovie Oghoufo	DL	6-3	230	So.	4	Lathrup Village, MI/Harrison
7	Brendon Clark	QB	6-1 ¾	217	Fr.	4	Midlothian, VA/Manchester	91	Adetokunbo Ogundeji	* DL	6-4 ¾	253	So.	2	West Bloomfield, MI/Walled Lake Central
83	Chase Claypool	*** WR	6-4 ¾	229	Sr.	1	Abbotsford, BC/Abbotsford	42	Julian Okwara C	** DL	6-4 ½	248	Sr.	1	Charlotte, NC/Ardrey-Kell
52	Zeke Correll	OL	6-3	270	Fr.	4	Cincinnati, OH/Anderson	71	John Olmstead	OL	6-4 ½	280	Fr.	4	North Brunswick, NJ/St. Joseph
20	Shaun Crawford	CB	5-9 ½	180	Gr.	1	Lakewood, OH/St. Edward	18	Nana Osafo-Mensah	DL	6-1 ¾	241	Fr.	4	Fort Worth, TX/Nolan Catholic
56	Howard Cross III	DL	6-0 ¾	269	Fr.	4	Paramus, NJ/Saint Joseph Regional	6	Jeremiah Owusu-Koramoah	LB	6-1 ½	216	Jr.	3	Hampton, VA/Bethel
4	Avery Davis	* CB	5-11	202	Jr.	3	Cedar Hill, TX/Cedar Hill	55	Jarrett Patterson	OL	6-4 ½	300	So.	4	Laguna Hills, CA/Mission Viejo
56	John Dirksen	OL	6-5 ¾	309	So.	4	Maria Stein, OH/Marion Local	32	Patrick Peline	S	6-1	191	Jr.	2	Youngstown, OH/Cardinal Mooney
39	Jonathan Doerer	** K/P	6-3	203	Jr.	2	Charlotte, NC/South Mecklenburg	62	Logan Plantz	* OL	6-2 ¾	292	Gr.	1	Frankfort, IL/Providence Catholic
74	Liam Eichenberg	** OL	6-6 ¾	305	Sr.	2	Cleveland, OH/Saint Ignatius	5	Troy Pride Jr.	*** CB	5-11 ½	194	Sr.	1	Greer, SC/Greer Senior
16	Cameron Ekanayake	RB	6-0	195	Jr.	2	Cleveland, OH/Edwardsburg	46	Axel Raarup	LS	6-0 ½	192	So.	3	Mendota Heights, MN/St. Thomas Academy
34	Osita Ekwonu	LB	6-0 ¾	230	Fr.	4	Charlotte, NC/Providence Day School	86	Conor Ratigan	WR	5-11 ½	172	Fr.	4	Granger, IN/St. Joseph
21	Jalen Elliott C	*** S	6-0 ½	210	Sr.	1	Richmond, VA/Lloyd C. Bird	30	Jake Rittman	P	6-2 ¼	210	So.	4	Lawrence, KS/Free State
10	Chris Finke C	*** WR	5-9 ½	184	Gr.	1	Dayton, OH/Archbishop Alter	17	Isaiah Robertson	WR	6-1 ½	204	Jr.	2	Bolingbrook, IL/Neuqua Valley
20	C'Bo Flemister	RB	5-11 ¼	200	So.	4	Williamson, GA/Pike County	57	Trevor Ruhland	** OL	6-3 ¾	292	Gr.	1	Cary, IL/Cary-Grove Community
94	Isaiah Foskey	DL	6-4 ¾	250	Fr.	4	Antioch, CA/De La Salle	15	Isaiah Rutherford	DB	6-0 ½	188	Fr.	4	Sacramento, CA/Jesuit
55	Ja'Mion Franklin	DL	6-1 ¾	305	So.	4	Ridgely, MD/North Caroline	29	Matt Salerno	WR	6-0 ¾	192	So.	4	Valencia, CA/Crespi Carmelite
39	Brandon Garcia	CB/WR	5-8 ¼	197	Sr.	1	Casa Grande, AZ/Seton Catholic Prep	38	Christopher Schilling	S	5-11 ½	208	Sr.	1	Overland Park, KS/St. Thomas Aquinas
2	Jordan Genmark Heath	** LB	6-0 ¾	228	Jr.	2	San Diego, CA/Cathedral Catholic	54	John Shannon	LS	6-2	225	Sr.	2	Lake Forest, IL/Loyola Academy
76	Dillan Gibbons	OL	6-4	305	Jr.	3	Clearwater, FL/Clearwater Central Catholic	27	Arion Shinaver	WR	6-0 ¼	190	Sr.	1	Carmel, IN/Guerin Catholic
11	Alohi Gillman C	* S	5-10 ½	202	Sr.	2	Laie, HI/Kahuku	64	Max Siegel	OL	6-1 ¾	305	So.	4	Fishers, IN/Brebeuf Jesuit
50	Reed Gregory	LB	6-0	218	Jr.	2	Morristown, NJ/Delbarton	33	Shayne Simon	* LB	6-2 ¾	232	So.	3	West Orange, NJ/St. Peter's Prep
3	Houston Griffith	* CB	5-11 ¾	198	So.	3	Chicago, IL/IMG Academy (FL)	34	Jahmir Smith	RB	5-11	205	So.	4	Sanford, NC/Lee County
61	Colin Grunhard	C	6-0 ½	289	Jr.	2	Mission, KS/Bishop Miege	90	Hunter Spears	DL	6-3 ¾	303	Fr.	4	Garland, TX/Sachse
72	Robert Hainsey C	** OL	6-4 ¾	295	Jr.	2	Pittsburgh, PA/IMG Academy (FL)	95	Myron Tagavailoa-Amosa	DL	6-2 ½	285	Jr.	2	Ewa Beach, HI/Kapole
14	Kyle Hamilton	DB	6-4	210	Fr.	4	Atlanta, GA/Marist School	85	George Takacs	TE	6-6	247	So.	4	Naples, FL/Gulf Coast
9	Cam Hart	WR	6-2 ½	208	Fr.	4	Baltimore, MD/Good Counsel	43	Marcus Thorne	DB	6-0 ¾	202	So.	4	Washington, IN/Washington
9	Daelin Hayes	*** DL	6-3 ¾	266	Sr.	1	Belleville, MI/Skyline	24	Tommy Tremble	TE	6-3 ¼	235	So.	4	Johns Creek, GA/Wesleyan
93	Zane Heemsoth	DL	6-5	241	Fr.	4	Elmhurst, IL/York	8	Donte Vaughn	* CB	6-2 ¾	212	Sr.	1	Memphis, TN/Whitethaven
49	Jack Henige	TE	6-5	240	Jr.	2	Hinsdale, IL/Fenwick	65	Michael Vinson	LS	6-2	224	So.	4	Winnetka, IL/New Trier
17	Nolan Henry	* QB	6-0	193	Gr.	1	Vancouver, WA/Union	16	KJ Wallace	DB	5-10 ¼	191	Fr.	4	Atlanta, GA/The Lovett School
41	Kurt Hinish	** DL	6-1 ¾	295	Jr.	2	Pittsburgh, PA/Central Catholic	47	Kofi Wardlow	DL	6-2 ¼	244	Jr.	3	Washington, DC/St. John's College
44	Jamir Jones	** DL	6-3 ½	255	Sr.	1	Rochester, NY/Aquinas Institute	18	Joe Wilkins	WR	6-1 ½	194	So.	4	North Fort Myers, FL/North Fort Myers
45	Jonathan Jones	** LB	5-11 ½	225	Sr.	2	Ocoee, FL/Oak Ridge	23	Kyren Williams	RB	5-9	205	Fr.	4	Saint Louis, MO/St. John Vianney
80	Micah Jones	WR	6-4 ½	219	So.	4	Gurnee, IL/Warren	40	Drew White	* LB	6-0 ¼	230	Jr.	3	Boca Raton, FL/St. Thomas Aquinas
6	Tony Jones Jr.	** RB	5-11	224	Sr.	2	St. Petersburg, FL/IMG Academy	89	Brock Wright	** TE	6-4 ½	246	Jr.	2	Cypress, TX/Cy-Fair
15	Phil Jurkovec	QB	6-4 ½	227	So.	4	Pittsburgh, PA/Pine-Richland	87	Michael Young	** WR	5-10	190	Jr.	2	Saint Rose, LA/Destrehan
53	Khalid Kareem C	** DL	6-4	265	Sr.	1	Detroit, MI/Harrison	Note: Class years are academic enrollment; Eligibility is seasons remaining entering 2019 * Number of Monograms earned							
13	Lawrence Keys III	WR	5-10 ¾	173	So.	4	New Orleans, LA/McDonogh 35								

Kendall Abdur-Rahman	ab-DUR RAH-men	Liam Eichenberg	ike-EN-burg	Phil Jurkovec	jur-KO-vik	Julian Okwara	oak-WARA
Jayson Ademilola	add-ah-ME-oh-la	Cameron Ekanayake	eck-uh-NY-uh-kuh	Khalid Kareem	KAH-lid	Nana Osafo-Mensah	nah-nah oh-SAH-fo MEN-suh
Justin Ademilola	add-ah-ME-oh-la	Osita Ekwonu	oh-SEE-tuh e-KWAN-ooo	Cole Kmet	kuh-MET	Jeremiah Owusu-Koramoah	oh-WOO-sue COR-ah-MO-uh
Temitope Agoro	"temy"-ah-GOR-oh	C'Bo Flemister	SEE-bo	Andrew Kristofic	kris-TAH-fik	Arion Shinaver	r-ee-on shin-AH-ver
Litchfield Ajavon	adge-AH-von	Ja'Mion Franklin	jay-ME-on	Marist Liufau	lee-UH-fow	George Takacs	tak-ISS
Mick Assaf	A-saff	Jordan Genmark Heath	JEN-mark	Javon McKinley	ja-VON	Myron Tagavailoa-Amosa	tounge-uh-vai-LO-uah uh-MOE-suh
Asmar Bilal	az-MAR bill-LAWL	Alohi Gillman	uh-LOW-he	Paul Moala	moo-ALA	Donte Vaughn	don-TAY
TaRiq Bracy	brace-E	Daelin Hayes	DAY-lin	Ovie Oghoufo	uh-GO-fu	Kofi Wardlow	KO-fee
Jonathan Doerer	DOOR-er	Kurt Hinish	HI-nish	Adetokunbo Ogundeji	"ah-DAY"O-gun-day-gee		

No.	Name	Pos.	Ht.	Wt.	Cl.	Elg.	Hometown/High School	No.	Name	Pos.	Ht.	Wt.	Cl.	Elg.	Hometown/High School
2	Jordan Genmark Heath	** LB	6-0 ¾	228	Jr.	2	San Diego, CA/Cathedral Catholic	39	Jonathan Doerer	** K/P	6-3	203	Jr.	2	Charlotte, NC/South Mecklenburg
3	Houston Griffith	* CB	5-11 ¾	198	So.	3	Chicago, IL/IMG Academy (FL)	39	Brandon Garcia	CB/WR	5-8 ¼	197	Sr.	1	Casa Grande, AZ/Seton Catholic Prep
4	Kevin Austin Jr.	* WR	6-2	210	So.	3	Ft. Lauderdale, FL/North Broward Prep	40	Drew White	* LB	6-0 ¼	230	Jr.	3	Boca Raton, FL/St. Thomas Aquinas
4	Avery Davis	* CB	5-11	202	Jr.	3	Cedar Hill, TX/Cedar Hill	41	Kurt Hinish	** DL	6-1 ¾	295	Jr.	2	Pittsburgh, PA/Central Catholic
5	Troy Pride Jr.	*** CB	5-11 ½	194	Sr.	1	Greer, SC/Greer Senior	42	Julian Okwara C	** DL	6-4 ½	248	Sr.	1	Charlotte, NC/Adrey-Kell
6	Tony Jones Jr.	** RB	5-11	224	Sr.	2	St. Petersburg, FL/IMG Academy	43	Greg Mailey	WR	6-1	203	So.	4	Hudson, OH/Hudson
6	Jeremiah Owusu-Koramoah	LB	6-1 ½	216	Jr.	3	Hampton, VA/Bethel	43	Marcus Thorne	DB	6-0 ¾	202	So.	4	Washington, IN/Washington
7	Brendon Clark	QB	6-1 ¾	217	Fr.	4	Midlothian, VA/Manchester	44	Jamir Jones	** DL	6-3 ¾	255	Sr.	1	Rochester, NY/Aquinas Institute
8	Jafar Armstrong	* RB	6-0 ¾	220	Jr.	3	Lee's Summit, MO/Bishop Miege	45	Jonathan Jones	** LB	5-11 ½	225	Sr.	2	Ocoee, FL/Oak Ridge
8	Donte Vaughn	* CB	6-2 ¾	212	Sr.	1	Memphis, TN/Whitethaven	46	Axel Raarup	LS	6-0 ½	192	So.	3	Mendota Heights, MN/St. Thomas Academy
9	Cam Hart	WR	6-2 ½	208	Fr.	4	Baltimore, MD/Good Counsel	47	Kofi Wardlow	DL	6-2 ¼	244	Jr.	3	Washington, DC/St. John's College
9	Daelin Hayes	*** DL	6-3 ¾	266	Sr.	1	Belleville, MI/Skyline	48	Xavier Lezynski	TE	6-1 ¾	213	Jr.	2	Newtown, PA/Notre Dame (NJ)
10	Chris Finke C	*** WR	5-9 ½	184	Gr.	1	Dayton, OH/Archbishop Alter	49	Jack Henige	TE	6-5	240	Jr.	2	Hinsdale, IL/Fenwick
11	Alohi Gilman C	* S	5-10 ½	202	Sr.	2	Laie, HI/Kahuku	50	Reed Gregory	LB	6-0	218	Jr.	2	Morristown, NJ/Delbarton
12	Ian Book C	** QB	6-0 ¾	212	Sr.	2	El Dorado Hills, CA/Oak Ridge	52	Bo Bauer	* LB	6-2 ¾	230	So.	3	Harborcreek, PA/Cathedral Prep
12	DJ Brown	DB	6-0 ¾	198	So.	4	Annapolis, MD/St. John's College	52	Zeke Correll	OL	6-3	270	Fr.	4	Cincinnati, OH/Anderson
13	Lawrence Keys III	WR	5-10 ¾	173	So.	4	New Orleans, LA/McDonogh 35	53	Khalid Kareem C	** DL	6-4	265	Sr.	1	Detroit, MI/Harrison
13	Paul Moala	* LB	5-11 ½	216	So.	3	Mishawaka, IN/Penn	53	Quinn Murphy	OL	6-5 ¼	289	Fr.	4	Duxbury, MA/Duxbury
14	J.D. Carney	QB	5-10	181	Jr.	2	San Diego, CA/Cathedral Catholic	54	Jacob Lacey	DL	6-1 ¾	293	Fr.	4	Bowling Green, KY/South Warren
14	Kyle Hamilton	DB	6-4	210	Fr.	4	Atlanta, GA/Marist School	54	John Shannon	LS	6-2	225	Sr.	2	Lake Forest, IL/Loyola Academy
15	Phil Jurkovec	QB	6-4 ½	227	So.	4	Pittsburgh, PA/Pine-Richland	55	Ja'Mion Franklin	DL	6-1 ¾	305	So.	4	Ridgely, MD/North Caroline
15	Isaiah Rutherford	DB	6-0 ½	188	Fr.	4	Sacramento, CA/Jesuit	55	Jarrett Patterson	OL	6-4 ½	300	So.	4	Laguna Hills, CA/Mission Viejo
16	Cameron Ekanayake	RB	6-0	195	Jr.	2	Niles, MI/Edwardsburg	56	Howard Cross III	DL	6-0 ¾	269	Fr.	4	Paramus, NJ/Saint Joseph Regional
16	KJ Wallace	DB	5-10 ¼	191	Fr.	4	Atlanta, GA/The Lovett School	56	John Dirksen	OL	6-5 ½	209	So.	4	Maria Stein, OH/Marion Local
17	Nolan Henry	* CB	6-0	193	Gr.	1	Vancouver, WA/Union	57	Jayson Ademilola	* DL	6-3	279	So.	3	Jackson, NJ/St. Peter's Prep
17	Isaiah Robertson	WR	6-1 ½	204	Jr.	2	Bolingbrook, IL/Neuqua Valley	57	Trevor Ruhland	** OL	6-3 ¾	292	Gr.	1	Cary, IL/Cary-Grove Community
18	Nana Osafo-Mensah	DL	6-3 ¾	241	Fr.	4	Fort Worth, TX/Nolan Catholic	60	Cole Mabry	OL	6-5	286	So.	4	Brentwood, TN/Brentwood
18	Joe Wilkins	WR	6-1 ½	194	So.	4	North Fort Myers, FL/North Fort Myers	61	Colin Grunhard	C	6-0 ½	289	Jr.	2	Mission, KS/Bishop Miege
19	Justin Ademilola	DL	6-1 ¾	250	So.	4	Jackson, NJ/St. Peter's Prep	62	Logan Plantz	* OL	6-2 ¾	292	Gr.	1	Frankfort, IL/Providence Catholic
19	Jay Bramblett	P	6-1 ½	188	Fr.	4	Tuscaloosa, AL/Hillcrest	64	Max Siegel	OL	6-1 ¾	305	So.	4	Fishers, IN/Brebeuf Jesuit
20	Shaun Crawford	CB	5-9 ¾	180	Gr.	1	Lakewood, OH/St. Edward	65	Michael Vinson	LS	6-2	224	So.	4	Winnetka, IL/New Trier
20	C'Bo Flemister	RB	5-11 ¾	200	So.	4	Williamson, GA/Pike County	69	Aaron Banks	* OL	6-5 ¾	325	Jr.	3	Alameda, CA/El Cerrito
21	Jalen Elliott C	*** S	6-0 ½	210	Sr.	1	Richmond, VA/Lloyd C. Bird	71	John Olmstead	OL	6-4 ½	280	Fr.	4	North Brunswick, NJ/St. Joseph
22	Kendall Abdur-Rahman	WR	5-11 ½	189	Fr.	4	Edwardsville, IL/Edwardsville	72	Robert Hainsey C	** OL	6-4 ¾	295	Jr.	2	Pittsburgh, PA/IMG Academy (FL)
22	Asmar Bilal	*** LB	6-2	227	Gr.	1	Indianapolis, IN/Ben Davis	73	Andrew Kristofic	OL	6-5 ¼	280	Fr.	4	Gibsonia, PA/Pine-Richland
23	Litchfield Ajavon	DB	6-0 ¾	192	Fr.	4	Baltimore, MD/Episcopal	74	Liam Eichenberg	** OL	6-6 ¾	305	Sr.	2	Cleveland, OH/Saint Ignatius
23	Kyren Williams	RB	5-9	205	Fr.	4	Saint Louis, MO/St. John Vianney	75	Josh Lugg	* OL	6-6 ¾	307	Jr.	3	Wexford, PA/North Allegheny Senior
24	Jack Kiser	LB	6-1 ¾	221	Fr.	4	Royal Center, IN/Pioneer	76	Dillan Gibbons	OL	6-4	305	Jr.	3	Clearwater, FL/Clearwater Central Catholic
24	Tommy Tremble	TE	6-3 ¼	235	So.	4	Johns Creek, GA/Wesleyan	77	Quinn Carroll	OL	6-6 ¾	304	Fr.	4	Edina, MN/Edina
25	Braden Lenzy	WR	5-11 ¾	180	So.	4	Tigard, OR/Tigard Senior	78	Tommy Kraemer	** OL	6-5 ¾	319	Sr.	2	Cincinnati, OH/Elder
25	John Mahoney	DB	6-0	208	Jr.	2	West Des Moines, IA/Valley	80	Micah Jones	WR	6-4 ½	219	So.	4	Gurnee, IL/Warren
26	Temitope Agoro	* CB	6-0 ¾	203	Sr.	1	Riverdale, MD/Parkdale	81	John Lager	TE	6-4 ¼	249	Gr.	1	Golden Valley, MN/The Lawrenceville School
26	Leo Albano	WR	6-1	215	So.	4	Charleston, SC/Bishop England	83	Chase Claypool	*** WR	6-4 ¾	229	Sr.	1	Abbotsford, BC/Abbotsford
27	JD Bertrand	LB	6-1	226	Fr.	4	Roswell, GA/Blessed Trinity	84	Cole Kmet	** TE	6-5 ½	250	Jr.	2	Lake Barrington, IL/St. Viator
27	Arion Shinaver	WR	6-0 ¾	190	Sr.	1	Carmel, IN/Guerin Catholic	85	George Takacs	TE	6-6	247	So.	4	Naples, FL/Gulf Coast
28	TaRiq Bracy	* CB	5-10 ¾	170	So.	3	Milpitas, CA/Milpitas	86	Conor Ratigan	WR	5-11 ¾	172	Fr.	4	Granger, IN/St. Joseph
29	Ovie Oghoufo	DL	6-3	230	So.	4	Lathrup Village, MI/Harrison	87	Michael Young	** WR	5-10	190	Jr.	2	Saint Rose, LA/Destrehan
29	Matt Salerno	WR	6-0 ¾	192	So.	4	Valencia, CA/Crespi Carmelite	88	Javon McKinley	WR	6-2	220	Sr.	1	Corona, CA/Centennial
30	Jake Rittman	P	6-2 ¼	210	So.	4	Lawrence, KS/Free State	89	Brock Wright	** TE	6-4 ½	246	Jr.	2	Cypress, TX/Cy-Fair
31	Cole Capen	QB	6-4 ½	227	So.	4	Yorba Linda, CA/Orange Lutheran	90	Hunter Spears	DL	6-3 ¾	303	Fr.	4	Garland, TX/Sachse
31	Jack Lamb	LB	6-3 ¾	233	So.	4	Temecula, CA/Great Oak	91	Adetokunbo Ogundeji	* DL	6-4 ¾	253	Sr.	2	West Bloomfield, MI/Walled Lake Central
32	Mick Assaf	RB	5-11	215	Sr.	1	Atlanta, GA/Pace Academy	93	Zane Heemsoth	DL	6-5	241	Fr.	4	Elmhurst, IL/York
32	Patrick Pelini	S	6-1	191	Jr.	2	Youngstown, OH/Cardinal Mooney	94	Isaiah Foskey	DL	6-4 ¾	250	Fr.	4	Antioch, CA/De La Salle
33	Shayne Simon	* LB	6-2 ¾	232	So.	3	West Orange, NJ/St. Peter's Prep	95	Myron Tagavailoa-Amosa	DL	6-2 ½	285	Jr.	2	Ewa Beach, HI/Kapole
34	Osita Ekwonu	LB	6-0 ¾	230	Fr.	4	Charlotte, NC/Providence Day School	98	Harrison Leonard	K/P	5-10 ¾	203	Fr.	4	Jamestown, RI/Avon Old Farms School
34	Jahmir Smith	RB	5-11	205	So.	4	Sanford, NC/Lee County								
35	Marist Liufau	LB	6-2 ¼	213	Fr.	4	Kalihi, HI/Punahou								
37	Chase Love	DB	6-0 ¾	195	So.	3	Chicago Heights, IL/Marian Catholic								

Note: Class years are academic enrollment; Eligibility is seasons remaining entering 2019 | * Number of Monograms earned

Kendall Abdur-Rahman	ab-DUR RAH-men	Liam Eichenberg	ike-EN-burg	Phil Jurkovec	jur-KO-vik	Julian Okwara	oak-WARA
Jayson Ademilola	add-ah-ME-oh-la	Cameron Ekanayake	eck-uh-NY-uh-kuh	Khalid Kareem	KAH-lid	Nana Osafo-Mensah	nah-nah oh-SAH-fo MEN-suh
Justin Ademilola	add-ah-ME-oh-la	Osita Ekwonu	oh-SEE-tuh e-KWAN-ooo	Cole Kmet	kuh-MET	Jeremiah Owusu-Koramoah	oh-WOO-sue COR-ah-MO-uh
Temitope Agoro	"temy"ah-GOR-oh	C'Bo Flemister	SEE-bo	Andrew Kristofic	kris-TAH-fik	Arion Shinaver	r-ee-on shin-AH-ver
Litchfield Ajavon	adge-AH-von	Ja'Mion Franklin	jay-ME-on	Marist Liufau	lee-UH-fow	George Takacs	tak-ISS
Mick Assaf	A-saff	Jordan Genmark Heath	JEN-mark	Javon McKinley	ja-VON	Myron Tagavailoa-Amosa	tounge-uh-vai-LO-uah uh-MOE-suh
Asmar Bilal	az-MAR bill-LAWL	Alohi Gillman	uh-LOW-he	Paul Moala	moo-ALA	Donte Vaughn	don-TAY
TaRiq Bracy	brace-E	Daelin Hayes	DAY-lin	Ovie Oghoufo	uh-GO-fu	Kofi Wardlow	KO-fee
Jonathan Doerer	DOOR-er	Kurt Hinish	HI-nish	Adetokunbo Ogundeji	"ah-DAY"O-gun-day-gee		

ENTERING GAME 5

TAKING CARE OF BUSINESS

- Since the start of the 2017 season, Notre Dame is 6-2 in games between ranked teams when the Irish are the higher-ranked team.

Year	Opponent	ND Rank	Opp. Rank	H/A/N	Outcome	Notes
2017	NC State	9	14	H	W, 35-14	
2017	Miami (FL)	3	7	A	L, 8-41	
2017	Stanford	8	21	A	L, 20-38	
2017	Louisiana State	14	17	N	W, 21-17	2018 Citrus Bowl
2018	Michigan	12	14	H	W, 24-17	
2018	Virginia Tech	6	24	A	W, 45-23	
2018	Syracuse	3	12	H	W, 36-3	Shamrock Series
2019	Virginia	10	18	H	W, 35-20	

- The Irish notched a top-10 ranking for the 21st-consecutive week - the fourth-longest active streak in college football (behind Alabama, Clemson and Georgia). This ties the most-consecutive weeks within the top 10 for Notre Dame since 1991 (50).
- Notre Dame has been ranked in the top 25 for 34-consecutive weeks, the longest such streak for the Irish since the 1997 season.
- The contest vs. Virginia was the highest-ranked matchup of this past week, marking the second-consecutive week Notre Dame has appeared in the week's highest-ranked matchup (lowest total of both squads' rankings). From 2015-2018 among all FBS teams, it has only happened three times: Alabama (Weeks 7-8, 2016; Weeks 10-11, 2018) and Penn State (Weeks 8-9, 2017). As the current AP rankings stand, the only other team with scheduled back-to-back top-ranked matchups in 2019 is Florida in Weeks 6-7.

IAN BOOK NOTABLES

- Junior quarterback Ian Book ranks first in FBS second-half passer rating (173.7) since the beginning of 2018. The average rating stands at 137.1.

Player	School	Passer Rating
IAN BOOK	NOTRE DAME	173.7
Jon Wassink	Western Michigan	168.3
K.J. Costello	Stanford	163.0
Brady White	Memphis	157.3
James Morgan	Florida International	156.9

- In Notre Dame's matchup against New Mexico, Book's 406 yards of total offense was just the 11th time an Irish quarterback has compiled over 400 yards of total offense since 1996. It was the most since Book posted 399 at Northwestern last season, while DeShone Kizer's 472 yards against Syracuse in 2016 marked the most recent game with a QB reaching over 400 yards of total offense. Six of the top 12 single-game yardage performances from a quarterback since 1996 have occurred during the Brian Kelly era.

BOOK SOLID LATE

- Demonstrating his ability to guide the offense when the pressure is on late in the game, Book leads all Power 5 quarterbacks in passer rating in close and late situations through the last 12 games.

Player	School	Passer Rating
IAN BOOK	NOTRE DAME	221.2
Sam Howell	North Carolina	209.5
Justin Herbert	Oregon	203.0
James Blackman	Florida State	202.0
Bryce Perkins	Virginia	191.3

- In the last eight games, Book has completed five passes in close and late situations for more than 20 yards each, which ranks fourth (tied) among all Power 5 quarterbacks. Arkansas' Nick Starkel leads with eight.
- Book also boasts six touchdown passes in close and late situations in the last 12 games, which ties for the highest mark among FBS quarterbacks:

Player	School	Passing TDs
IAN BOOK	NOTRE DAME	6
Bryce Perkins	Virginia	6
J'mar Smith	Louisiana Tech	5
Zach Smith	Tulsa	5
Nick Starkel	Arkansas	5

NOTEWORTHY DEFENSIVE NOTABLES

- Notre Dame's defense ranks first in the FBS in pass completions per touchdown allowed (26.8). The FBS average stands at 11.7, and the Irish are most closely trailed by Washington (24.9) and Georgia (21.9).
- The Irish forced five turnovers vs. Virginia (three fumbles, two interceptions), the most since forcing six vs. Michigan in 2012.
- Notre Dame ranks second in the FBS in fumbles recovered with eight on the season, trailing Mississippi State's 10:

Team	Games Played	Fumble Recoveries
Mississippi State	5	10
NOTRE DAME	4	8
Illinois	4	7
Washington State	5	7
South Florida	4	7

- Totaling eight sacks by six different Notre Dame defenders vs. Virginia, the Irish tied for second-most in program history (vs. Hawaii in the 2008 Hawaii Bowl) since 1996:

Date	Opponent	Total Sacks Recorded
11/23/96	Rutgers	9
9/28/19	Virginia	8
12/24/08	Hawaii (Hawaii Bowl)	8
10/11/03	Pittsburgh	8
10/12/02	Pittsburgh	8

THEY SAID IT - ON THE DEFENSE'S EIGHT SACKS VS. VIRGINIA

- "It's pretty exciting, but we have to stay consistent and not let this be a one-time thing; have the same preparation week-in and week-out, and the production will come."
-DL Khalid Kareem
- "I challenged our staff to be stubborn and persistent and determined, and we did that. It broke through for us in a manner that we saw a lot of those sacks really come together in the second half."
-Head Coach Brian Kelly

FOLLOW HIS LEA-D

- Notre Dame has held 18-consecutive opponents to 30 points or below. The Irish are tied with Washington for the FBS lead in that category. The streak spans **Clark Lea's** entire 17-game tenure as defensive coordinator with the Irish, and includes ranked opponents LSU, Michigan, Stanford, Virginia Tech, Syracuse, Clemson, Georgia and Virginia.
- Just two other Irish coaches with the title of defensive coordinator or 'defense' have achieved the same feat in their first 17 games (Joe Yonto and Barry Alvarez), and only five Irish defenses have given up a lesser average points per game in those first 17 than Lea's 18.2-point mark (led by John Murphy with 8.9 points per game from 1970-71).

**BORN TO (STOP THE) RUN**

- The Irish defense held Virginia to just four total rushing yards last Saturday, marking the fourth-lowest total by an opposing team of Notre Dame since 1996, and the fewest in the Brian Kelly era. Notre Dame produced tackles for loss on 44.8 percent of Virginia's rushing attempts, a rate which led the FBS. The four yards was also the lowest total against a ranked team since Nov. 26, 1966 (Southern Cal, 51-0 win, -12 rushing yards).
 - On that day:
 - The top song on the Billboard Hot 100 was The Supremes' "You Keep Me Hangin' On."
 - The year's top-grossing movie was *The Bible: In The Beginning*.
 - The first season of professional football that culminated in a Super Bowl took place, with the NFL's Green Bay Packers defeating the AFL's Kansas City Chiefs the following January for the inaugural title.
 - No member of Notre Dame's entire athletics communications staff had been born.
- In the first half, Notre Dame held Virginia to -2 rushing yards. In their previous four games, the Cavaliers had rushed for an average of 55.75 yards in the first half.
- Notre Dame's defense held Georgia to just 34 total yards of offense in the first quarter two weeks ago. The Bulldogs gained at least 150 yards in the first quarter during each of their first three games this season.

NOTEWORTHY OFFENSIVE NOTABLES

- Notre Dame remains perfect in redzone-scoring percentage, converting on 14-of-14 visits down the field. Twelve of those scores were touchdowns (nine rushing, three passing). The 12 touchdowns tie for fourth-most among redzone-perfect teams. The only other ranked teams that are perfect in the redzone are Iowa, LSU and Penn State.
- With help coming from both sides of the ball, the Irish stand at a turnover margin of +9, averaging +2.25 per game. Both marks lead the FBS in their respective categories. The next closest average is +1.75 (Colorado and Wisconsin). The Irish are tied for second (13) in the FBS for total turnovers forced, trailing only Mississippi State (14).

Team	Cumulative Turnover Margin	Average per game
NOTRE DAME	+9	+2.25
Wisconsin	+7	+1.75
Colorado	+7	+1.75
Wyoming	+8	+1.60
Alabama	+8	+1.60

- Notre Dame running backs have gone 1,186 carries without losing a fumble, dating back to Nov. 21, 2015. It is the longest active streak in the FBS, trailed by Northwestern's streak of 1,128 rushes.

NOTEWORTHY INDIVIDUAL NOTABLES

- DL Julian Okwara** recorded three sacks against the Cavaliers, tying for sixth-most in single game program history with 10 other players. Two of Okwara's sacks resulted in fumbles, one of which was returned 23 yards for a touchdown by **DL Ade Ogundej**. Okwara earned Walter Camp Defensive Player of the Week honors for his performance, and was awarded a game ball along with **DL Khalid Kareem**. Okwara was also named to Pro Football Focus' Eckrich National Team of the Week.
- DL Jamir Jones**, seeing action in just his second game of the season, recorded a strip-sack (first-career sack) which was recovered by **DL Myron Tagovailoa-Amos** and returned 48 yards to the Virginia seven-yard line.
- S Alohi Gilman** and **S Kyle Hamilton** both recorded interceptions in the fourth quarter, solidifying the Irish win over the Cavaliers. Hamilton was named to Pro Football Focus' Eckrich National Team of the Week. The snags marked Hamilton's second of his career and Gilman's third.
- Chase Claypool** caught six passes vs. Virginia, surpassing the 100-career receptions mark on his first catch. On his 105 receptions, Claypool has recorded 1,408 yards (13.4 average) and eight touchdowns in four seasons.
- Lending voice to the importance of veteran players making their mark on special teams, in the first quarter at Georgia, Claypool recovered a Georgia muffed punt return at the Bulldog eight-yard line to set up a Notre Dame touchdown drive (QB Ian Book one-yard pass to TE Cole Kmet). It was Claypool's first-career fumble recovery. He also added 6 catches for 66 yards and a touchdown at Georgia.
- Cole Kmet** recorded four catches for 65 yards on Saturday, totaling 13 receptions over the past two games. Just two Irish tight ends have totaled more receptions over a two-game span (most was 16 by Kyle Rudolph in 2010 vs. Michigan and Michigan State) since 1996.

Player	Games	Receptions
Kyle Rudolph	Michigan and Michigan State, 2010	16
Tyler Eifert	Air Force and Southern Cal, 2011	15
Cole Kmet	Georgia and Virginia, 2019	13
John Carlson	Navy and North Carolina, 2006	13
Anthony Fasano	Michigan State and Washington, 2005	13
Alizé Mack	Virginia Tech and Pittsburgh, 2018	12

- Kmet totaled a career-high nine catches at Georgia, which tied the program mark for receptions in a single game by a tight end. He tallied 108 receiving yards and a touchdown (seven receptions for 68 yards and a touchdown coming in the first half), and was named the John Mackey Award's Tight End of the Week in Week 4
- OL Robert Hainsey** was named to Pro Football Focus' Eckrich National Team of the Week after the offensive drove for four rushing touchdowns and 343 total offensive yards.

- **First Touches** – A number of Irish players have recorded touchdowns on either their first career touch – or the first touch of the season:
 - Sophomore **Jahmir Smith** scored on his first carry of the season, a three-yard plunge in the season opener at Louisville.
 - Sophomore **Tommy Tremble's** first-career reception ended up as a 26-yard touchdown catch against Louisville.
 - Junior **Avery Davis**, who switched from defensive back to running back due to injuries in the Irish offensive backfield, caught his first pass (a short shovel pass from Ian Book) and ran 59 yards untouched for a touchdown against New Mexico.
 - While not his first 'touch' – freshman **Kyle Hamilton** had two pass break ups in the opener at Louisville – Hamilton's first full touch – an interception – he returned for a touchdown against New Mexico.
 - Do second touches count? Sophomore **Braden Lenzy** caught a 22-yard touchdown pass on his second reception of the season versus New Mexico while senior **Javon McKinley's** second and third receptions of the season were both turned into scores against the Lobos.
 - In his first game returning from injury, junior **Cole Kmet** recorded his first catch of the season on the first play from scrimmage at Georgia, also recording his first-career touchdown in the same game.
 - **WR Michael Young**, who did not play the first three games due to injury, recorded his first catch of the season vs. Virginia, a seven-yard reception for a first down, on Notre Dame's initial scoring drive (RB Tony Jones Jr. six-yard rush).

ON THIS WEEKEND

- Noteworthy historical games, facts and performances for Notre Dame football the first week of October:
 - October 1, 1977 – Joe Montana makes his first start of the season after seeing time the previous week as a backup, leading the Irish to a win over Michigan State. Montana started every game of his Notre Dame tenure thereafter, helping the Irish win the 1977 National Championship.
 - October 4, 1940 - *Knute Rockne, All American* makes its South Bend debut.
 - October 7, 1894 - In the first season of Notre Dame Football with a coach, part-time coach James Morrison holds his first practice. The team went 3-1-1 on the season.

CFB 150

- The University of the Notre Dame will honor the 150th Anniversary of College Football by donning Under Armour Heritage uniforms that pay homage to the 1988 National Championship team on November 23 against Boston College.

IRISH VS. MID-AMERICAN CONFERENCE

Team	Home				Away				Neutral				Overall			
	W	L	T	%	W	L	T	%	W	L	T	%	W	L	T	%
Akron	1	0	0	1.000	0	0	0	0.000	0	0	0	0.000	1	0	0	1.000
Ball State	1	0	0	1.000	0	0	0	0.000	0	0	0	0.000	1	0	0	1.000
Bowling Green	0	0	0	0.000	0	0	0	0.000	0	0	0	0.000	0	0	0	0.000
Buffalo	0	0	0	0.000	0	0	0	0.000	0	0	0	0.000	0	0	0	0.000
Central Michigan	0	0	0	0.000	0	0	0	0.000	0	0	0	0.000	0	0	0	0.000
Eastern Michigan	0	0	0	0.000	0	0	0	0.000	0	0	0	0.000	0	0	0	0.000
Kent State	0	0	0	0.000	0	0	0	0.000	0	0	0	0.000	0	0	0	0.000
Miami (Ohio)	2	0	0	1.000	0	0	0	0.000	0	0	0	0.000	2	0	0	1.000
Northern Illinois	0	0	0	0.000	0	0	0	0.000	0	0	0	0.000	0	0	0	0.000
Ohio	0	0	0	0.000	0	0	0	0.000	0	0	0	0.000	0	0	0	0.000
Toledo	0	0	0	0.000	0	0	0	0.000	0	0	0	0.000	0	0	0	0.000
Western Michigan	3	0	0	1.000	0	0	0	0.000	0	0	0	0.000	3	0	0	1.000
TOTAL	7	0	0	1.000	0	0	0	0.000	0	0	0	0.000	7	0	0	1.000



NOTRE DAME ACC SCHEDULING AGREEMENT

- In a partnership that began in 2014, the University of Notre Dame and the Atlantic Coast Conference agreed to schedule the Irish to play, on average, five ACC opponents each season. Originally scheduled through the 2025 season, the games have now been scheduled through the 2037 campaign.
- Notre Dame is 20-7 (.740) against ACC opponents since the scheduling agreement began during the 2014 season:

Year	Opponent	H/A/N	W/L	Score
2014	Syracuse	N	W	31-15
2014	North Carolina	H	W	50-43
2014	Florida State	A	L	27-31
2014	Louisville	H	L	28-31
2015	Virginia	A	W	34-27
2015	Georgia Tech	H	W	30-22
2015	Clemson	A	L	22-24
2015	Pittsburgh	A	W	42-30
2015	Wake Forest	H	W	28-7
2015	Boston College	N	W	16-13
2016	Duke	H	L	35-38
2016	Syracuse	N	W	50-33
2016	NC State	A	L	3-10
2016	Miami	H	W	30-27
2016	Virginia Tech	H	L	31-34
2017	Boston College	A	W	49-20
2017	North Carolina	A	W	33-10
2017	NC State	H	W	35-14
2017	Wake Forest	H	W	48-37
2017	Miami	A	L	8-41
2018	Wake Forest	A	W	56-27
2018	Virginia Tech	A	W	45-23
2018	Pittsburgh	H	W	19-14
2018	Florida State	H	W	42-13
2018	Syracuse	N	W	36-3
2019	Louisville	A	W	35-17
2019	Virginia	H	W	35-20

- So far in 2019, the Irish have defeated Louisville and Virginia as part of the scheduling agreement. Notre Dame is set to face Virginia Tech (Nov. 2), Duke (Nov. 9) and Boston College (No. 23) this season.
- There have been, and in the future there will be, seasons when the Irish face just four ACC opponents but will eventually even out the agreement by facing six ACC teams in another year (this occurred in 2014 and 2015 and is set to occur in 2021-22 and 2022-23).

NOTRE DAME ACC FUTURE SCHEDULES

Year	Opponent	H/A/N	Year	Opponent	H/A/N
2020	Wake Forest	A	2029	Florida State	A
2020	Pittsburgh	A	2029	Georgia Tech	H
2020	Duke	H	2029	NC State	A
2020	Clemson	H	2029	Syracuse	A
2020	Louisville	H	2029	Wake Forest	H
2021	*Florida State	A	2030	Boston College	A
2021	Virginia Tech	A	2030	Duke	H
2021	North Carolina	H	2030	Florida State	H
2021	Virginia	H	2030	Louisville	A
2021	Georgia Tech	H	2030	North Carolina	H
2022	North Carolina	A	2031	*Clemson	A
2022	Syracuse	A	2031	Miami	H
2022	Boston College	H	2031	North Carolina	A
2022	Clemson	H	2031	NC State	H
2023	NC State	A	2031	Virginia	A
2023	Duke	A	2032	Florida State	H
2023	Louisville	A	2032	Georgia Tech	A
2023	Wake Forest	H	2032	Louisville	H
2023	Clemson	A	2032	Miami	A
2023	Pittsburgh	H	2032	Wake Forest	H
2024	Miami	H	2033	Boston College	A
2024	Georgia Tech	A	2033	Duke	A
2024	Florida State	H	2033	Louisville	A
2024	Virginia	H	2033	Pittsburgh	H
2025	Miami	A	2033	Virginia Tech	H
2025	NC State	H	2034	Clemson	H
2025	Boston College	A	2034	Miami	A
2025	Pittsburgh	A	2034	Pittsburgh	A
2025	Syracuse	H	2034	Syracuse	H
2026	Florida State	A	2034	Virginia	H
2026	Louisville	H	2035	Boston College	H
2026	North Carolina	A	2035	Duke	H
2026	Syracuse	H	2035	Louisville	A
2026	Virginia	H	2035	NC State	A
2027	Clemson	A	2035	Virginia	A
2027	Duke	A	2036	Florida State	H
2027	Georgia Tech	H	2036	Georgia Tech	A
2027	Virginia Tech	H	2036	North Carolina	A
2027	Wake Forest	A	2036	Pittsburgh	H
2028	Boston College	H	2036	*Virginia Tech	A
2028	Clemson	H	2037	Clemson	A
2028	Miami	H	2037	Miami	H
2028	Pittsburgh	A	2037	NC State	H
2028	Virginia Tech	A	2037	Syracuse	A
			2037	Wake Forest	A

* - Labor Day Monday

IRISH IN THE NFL (As of September 25)				IRISH IN THE NFL (As of September 25)			
Player	Team	Pos.	Notes	Player	Team	Pos.	Notes
Josh Adams	NY Jets	RB	Second Season (practice squad)	Quenton Nelson	Indianapolis	OG	Second season
Alex Bars	Chicago	OL	First season (practice squad)	Romeo Okwara	Detroit	DE	Fourth season
Miles Boykin	Baltimore	WR	First season	James Onwualu	Jacksonville	OLB	Third season (injured reserve)
Sheldon Day	San Francisco	DT	Fourth season	C.J. Prosise	Seattle	RB	Fourth season
Tyler Eifert	Cincinnati	TE	Seventh season	Theo Riddick	Denver	RB	Seventh season (injured reserve)
Matthias Farley	NY Jets	SS	Fourth season	Isaac Rochell	LA Chargers	DT	Third season
Will Fuller	Houston	WR	Fourth season	Kyle Rudolph	Minnesota	TE	Ninth season
Bennett Jackson	NY Jets	SS	Sixth season (practice squad)	Harrison Smith	Minnesota	FS	Eighth season
J.J. Jansen	Carolina	LS	12th season	Jaylon Smith	Dallas	ILB	Fourth season
DeShone Kizer	Oakland	QB	Third season	Durham Smythe	Miami	TE	Second season
Julian Love	NY Giants	CB	First season	Eq. St. Brown	Green Bay	WR	Second season (injured reserve)
Cole Luke	Carolina	CB	Third season (practice squad)	Ronnie Stanley	Baltimore	OT	Fourth season
Nick Martin	Houston	C	Fourth season	Golden Tate	NY Giants	WR	10th season
Zack Martin	Dallas	OG	Sixth season	Jerry Tillery	LA Chargers	DT	First season
Alizé Mack	Steelers	TE	First season (practice squad)	Drue Tranquill	LA Chargers	LB	First season
Mike McGlinchey	San Francisco	OT	Second season	Stephon Tuitt	Pittsburgh	DE	Sixth season
Sam Mustipher	Chicago	OL	First season (practice squad)	Dexter Williams	Green Bay	RB	First season

NFL CAPTAINCY

- Three Notre Dame football alums have been named team captains for the 2019-20 NFL season. Jaylon Smith and Zack Martin were named captains for the Dallas Cowboys, while Kyle Rudolph was named a captain for the Minnesota Vikings.





COLLEGE FOOTBALL PLAYOFF (final 2018)			
Rk	Team	Record	Trend
1	Alabama	13-0	—
2	Clemson	13-0	—
3	NOTRE DAME	12-0	—
4	Oklahoma	12-1	+1
5	Georgia	11-2	-1
6	Ohio State	12-1	—
7	Michigan	10-2	—
8	UCF	11-0	—
9	Washington	10-3	+2
10	Florida	9-3	-1
11	LSU	9-3	-1
12	Penn State	9-3	—
13	Washington State	10-2	—
14	Kentucky	9-3	+1
15	Texas	9-3	-1
16	West Virginia	8-3	—
17	Utah	9-4	—
18	Mississippi State	8-4	—
19	Texas A&M	8-4	—
20	Syracuse	9-3	—
21	Fresno State	11-2	+4
22	Northwestern	8-5	-1
23	Missouri	8-4	+1
24	Iowa State	8-4	-1
25	Boise State	10-3	-3







ASSOCIATED PRESS TOP 25 (Sept. 29, 2019)				
Rk	Team (1st Place Votes)	Rec.	Points	Trend
1	Alabama (29)	5-0	1478	+1
2	Clemson (18)	5-0	1426	-1
3	Georgia (4)	4-0	1375	—
4	Ohio State	5-0	1324	+1
5	LSU	4-0	1322	-1
6	Oklahoma	4-0	1264	—
7	Auburn	5-0	1186	—
8	Wisconsin	4-0	1046	—
9	NOTRE DAME	3-1	996	+1
10	Florida	5-0	986	-1
11	Texas	3-1	919	—
12	Penn State	4-0	878	—
13	Oregon	3-1	817	—
14	Iowa	4-0	731	—
15	Washington	4-1	603	+2
16	Boise State	4-0	559	—
17	Utah	4-1	534	+2
18	UCF	4-1	352	+4
19	Michigan	3-1	350	+1
20	Arizona State	4-1	249	NR
21	Oklahoma State	4-1	215	NR
22	Wake Forest	5-0	190	NR
23	Virginia	4-1	186	-6
24	SMU	5-0	151	NR
25t	Texas A&M	3-2	147	-2
25t	Michigan State	4-1	147	—

Others receiving votes: California, Memphis, Appalachian State, Army, Missouri, Baylor, Colorado, Minnesota, Southern Cal, Kansas State, Tulane.

COACHES POLL (Sept. 29, 2019)				
Rk	Team (1st Place Votes)	Rec.	Points	Trend
1	Alabama (29)	5-0	1562	+1
2	Clemson (30)	5-0	1526	-1
3	Georgia (1)	4-0	1446	—
4	Oklahoma	4-0	1373	—
5	Ohio State	5-0	1362	+1
6	LSU	4-0	1349	-1
7	Auburn	5-0	1198	—
8	Florida	5-0	1100	—
9	Wisconsin	4-0	1097	—
10	NOTRE DAME	3-1	987	—
11	Penn State	4-0	978	—
12	Texas	3-1	912	—
13	Oregon	3-1	813	—
14	Iowa	4-0	790	—
15	Boise State	4-0	621	—
16	Washington	4-1	608	+1
17	Utah	4-1	532	+2
18	Michigan	3-1	417	+2
19	UCF	4-1	308	+4
20	Wake Forest	5-0	279	+4
21	Texas A&M	3-2	251	—
22	Virginia	4-1	202	-4
23t	Memphis	4-0	167	NR
23t	Michigan State	4-1	167	NR
25	Oklahoma State	4-1	158	NR

Others receiving votes: California, SMU, Arizona State, Army, Minnesota, Baylor, Appalachian State, Colorado, Duke, Tulane, Utah State, Kansas State, Hawai'i, Southern Cal, TCU, Mississippi State, Air Force, Washington State, Wyoming.

2019 NOTRE DAME OPPONENT UPDATE					
Rk	Team	Record	Last Week	This Week	Next Week
		2-2 0-1 ACC Atlantic	IDLE	vs. Boston College 12:30 p.m.	at Wake Forest
		2-2 0-0 MWC Mount.	L, 17-10 at Liberty	at San Jose State 10 p.m. (Friday)	vs. Colorado State 8 p.m. (Friday)
3/3		4-0 1-0 SEC East	IDLE	at Tennessee 7 p.m.	vs. South Carolina
23/22		4-1 2-0 ACC Coastal	L, 35-20 at Notre Dame	IDLE	at Miami (Fla.) 8 p.m. (Friday)
		1-3 0-1 MAC East	IDLE	at Notre Dame 3:30 p.m.	vs. Toledo
		3-2 2-1 Pac-12 South	L, 28-14 at Washington	IDLE	at Notre Dame 7:30 p.m.

2019 NOTRE DAME OPPONENT UPDATE					
Rk	Team	Record	Last Week	This Week	Next Week
19/18		3-1 1-1 Big Ten East	W, 52-0 vs. Rutgers	vs Iowa Noon	at Illinois
		2-2 0-2 ACC Coastal	L, 45-10 vs. Duke	at Miami (Fla.) 3:30 p.m.	vs. Rhode Island
		3-1 1-0 Coastal	W, 45-10 at Virginia Tech	vs. Pittsburgh 8 p.m.	vs. Georgia Tech
		2-1 1-1 AAC West	L, 35-23 at Memphis	vs. Air Force 3:30 p.m.	at Tulsa
		3-2 1-1 ACC Atlantic	L, 27-24 vs. Wake Forest	at Louisville 12:30 p.m.	IDLE
		2-3 1-2 Pac-12 North	W, 31-28 at Oregon State	vs. Washington 10:30 p.m.	IDLE

THE BRIAN KELLY FILE

37th year in coaching // 29th year as head coach // 10th year at Notre Dame					
Alma Mater: Assumption College (1983)					
School	Seasons	Record			Pct.
Grand Valley State	13	118	35	2	0.768
Central Michigan	3	19	16	0	0.543
Cincinnati	3	34	6	0	0.850
Notre Dame	10	84 [^]	36	0	0.700
TOTALS	29	255[^]	93	2	0.731

**BRIAN KELLY -
THE DICK CORBETT HEAD FOOTBALL COACH**

- Winningest coach in FBS (255[^] wins)
- One of only four FBS coaches with over 300 games as a head coach
- Only three-time winner of the Home Depot Coach of the Year Award ('09, '12, '18)
- With 10 or more wins in 2015, 2017 and 2018, Kelly joined Knute Rockne, Ara Parseghian and Lou Holtz as the only Notre Dame coaches to hit the double-digit mark in wins three times
- Ranks second in winning percentage among active FBS coaches (.731[^]) who have coached in 300 or more career games (Nick Saban - .789)
- Second-youngest coach to reach 200 career victories at a major school
- Has finished .500 or better in 27 of 29 seasons as a head coach
- Boasts a 16-8 record in postseason as a head coach
- Joins Knute Rockne (13), Frank Leahy, Ara Parseghian and Lou Holtz (11) as the only Notre Dame coaches to spend 10 or more seasons on the Irish sidelines.

HONORS AND ACCOLADES

Year	Award
2018	Home Depot National Coach of the Year
2018	Stallings National Coach of the Year
2012	AP National Coach of the Year
2012	Walter Camp National Coach of the Year
2012	Sporting News National Coach of the Year
2012	Home Depot National Coach of the Year
2012	Liberty Mutual National Coach of the Year
2012	AFCA National Coach of the Year
2009	Home Depot National Coach of the Year

[^] - Includes 20 regular-season wins and two postseason appearances vacated under discretionary NCAA penalty.

WINNINGEST ACTIVE FBS COACHES (By wins)

Rk.	Coach	School	Years	Record			Pct.
1.	BRIAN KELLY	NOTRE DAME	29	255 [^]	93	2	.731
2.	Mack Brown	North Carolina	30	246	125	1	.663
3.	Nick Saban	Alabama	23	237	63	1	.789
4.	Gary Patterson	TCU	19	170	64	0	.726
5.	Kirk Ferentz	Iowa	23	168	122	0	.579

ACTIVE FBS LONGEVITY

Rk.	Coach	School	Games
1..	Mack Brown	North Carolina	372
2.	BRIAN KELLY	NOTRE DAME	350 [^]
3.	Nick Saban	Alabama	301
4.	Kirk Ferentz	Iowa	290
5.	Dave Clawson	Wake Forest	238

WINNINGEST ACTIVE FBS COACHES (By percentage, min. 5 years)

Rk.	Coach	School	Years	Record			Pct.
1.	Chris Petersen	Washington	13	143	34	0	.808
2.	Dabo Swinney	Clemson	11	121	30	0	.801
3.	Nick Saban	Alabama	23	237	63	1	.789
4.	Jimbo Fisher	Texas A&M	9	95	29	0	.766
5.	BRIAN KELLY	NOTRE DAME	29	255 [^]	93	2	.731
6.	Chip Kelly	UCLA	5	51	19	0	.729
7.	Gary Patterson	TCU	19	170	64	0	.726
8.	Jim Harbaugh	Michigan	11	99	40	0	.712

MOST YEARS COACHING (ACTIVE FBS)

Rk.	Coach	School	Years
1.	Mack Brown	North Carolina	30
2.	BRIAN KELLY	NOTRE DAME	29
3.	Nick Saban	Alabama	23
4.	Kirk Ferentz	Iowa	23
5.	Dave Clawson	Wake Forest	19

THE RECORD WHEN...								
Stat	Kelly's Career			Kelly at ND		2019		Record (W-L)
	Record (W-L-T)			Record (W-L)		Record (W-L)		
Home	127	33	1	34	13	2	0	
Away	91	51	1	17	17	1	1	
Neutral	16	8	0	12	5	0	0	
In overtime	4	5	0	0	3	0	0	
Coming off a loss	52	29	0	18	13	2	0	
Coming off a win	165	52	1	41	22	1	1	
Coming off an open date	19	2	0	8	1	0	0	
vs. AP Top 25	24	19	0	14	15	1	1	
Both teams are in the AP Top 25	15	17	0	11	15	1	1	
Neither team is in the AP Top 25	49	28	0	17	12	0	0	
Team is ranked higher	61	15	0	39	12	3	0	
Opponent is ranked higher	9	15	0	6	11	0	1	
vs. In-State Opponents	74	22	2	4	0	0	0	
In August	4	2	0	1	0	0	0	
In September	75	35	0	23	12	3	1	
In October	79	24	2	19	7	0	0	
In November	65	26	0	17	13	0	0	
In December	10	2	0	2	1	0	0	
In January	1	3	0	1	2	0	0	
On TV (except GVSU regular season)	91	42	0	63	35	3	1	
On NBC	38	13	0	38	13	2	0	
On NBCSN	2	0	0	2	0	0	0	
On ABC	15	11	0	13	11	0	0	
On ESPN	14	7	0	6	5	0	0	
On ESPN2	8	2	0	0	0	0	0	
On CBS	3	3	0	3	3	0	1	
On FOX	1	3	0	1	3	0	0	
On CBS Sports Network	0	0	0	0	0	0	0	
Afternoon Games	157	61	2	39	17	2	0	
Night Games (6 p.m. or later)	77	31	0	23	18	1	1	
Decided by three points or fewer	39	23	2	6	11	0	0	
Decided by seven points or fewer	72	39	2	17	16	0	1	
Scoring first	160	38	0	46	20	2	1	
Opponent scores first	72	54	2	17	15	1	0	
Leading at halftime	189	21	0	54	11	2	1	
Tied at halftime	15	3	0	4	1	0	0	
Trailing at halftime	30	68	2	5	23	1	0	
Leading after three quarters	201	17	0	53	9	3	0	
Tied after three quarters	12	6	1	4	5	0	0	
Trailing after three quarters	21	69	1	6	21	0	1	

THE RECORD WHEN...								
Stat	Kelly's Career			Kelly at ND		2019		Record (W-L)
	Record (W-L-T)			Record (W-L)		Record (W-L)		
Scoring 40+ points	91	3	0	23	2	1	0	
Scoring 30-39 points	67	11	0	21	7	2	0	
Scoring 20-29 points	55	36	1	13	14	0	0	
Scoring 0-19 points	20	42	1	5	12	0	1	
Allowing 40+ points	7	22	0	1	8	0	0	
Allowing 30-39 points	16	35	0	5	15	0	0	
Allowing 20-29 points	63	27	1	15	10	1	1	
Allowing 0-19 Points	147	8	1	41	2	2	0	
Outrushing opponent	182	29	1	45	8	1	0	
Getting outrushed	47	61	1	16	27	2	1	
Passing for more yards	148	62	1	35	29	2	1	
Passing for fewer yards	84	29	1	27	6	1	0	
Outgaining opponent	195	31	1	50	14	3	0	
Outgained by opponent	36	58	1	12	21	0	1	
Winning time of possession battle	118	28	0	29	6	0	0	
Losing time of possession battle	113	62	2	33	29	3	1	
Scoring a defensive or special teams TD	72	9	0	13	5	2	0	
Allowing a defensive or special teams TD	24	30	0	10	11	0	0	
Fewer penalty yards	71	41	1	32	16	1	0	
More penalty yards	154	48	1	29	18	2	1	
Winning turnover battle	135	15	0	32	4	3	0	
Losing turnover battle	61	53	1	21	25	0	1	
Having an individual 100-yard rusher	110	26	1	27	9	1	0	
Having an individual 100-yard receiver	91	33	0	21	16	1	1	
Having an individual 200-yard passer	153	49	1	39	24	1	0	
Allowing an individual 100-yard rusher	43	50	1	11	22	1	0	
Allowing an individual 100-yard receiver	69	38	0	13	13	1	0	
Allowing an individual 200-yard passer	94	47	1	27	23	1	0	

2019 HONORS & AWARDS			
Player	Year	Pos.	Awards
Jafar Armstrong	Jr.	RB	Doak Walker Award Watch List
Ian Book	Sr.	QB	Maxwell Trophy Watch List Davey O'Brien Award Watch List Walter Camp Award Watch List
Avery Davis	Jr.	RB	Notre Dame "Warrior of the Game" vs. New Mexico (9/14)
Liam Eichenberg	Jr.	OL	Outland Trophy Watch List
Jalen Elliott	Sr.	S	Wuerffel Trophy Watch List
Chris Finke	Gr.	WR	William V. Campbell Trophy Semifinalist
Alohi Gilman	Sr.	S	Associated Press Preseason All-American (Second Team) Bronko Nagurski Trophy Watch List Jim Thorpe Award Watch List Pro Football Focus National Defensive Team of the Week (Week 5)
Robert Hainsey	Jr.	OL	Pro Football Focus National Offensive Team of the Week (Week 5)
Khalid Kareem	Sr.	DL	Chuck Bednarik Award Watch List Bronko Nagurski Trophy Watch List Notre Dame "Warrior of the Game" vs. Virginia (9/28) Pro Football Focus National Defensive Second Team of the Week (Week 5)
Tommy Kraemer	Jr.	OL	Associated Press Preseason All-American (Second Team) Outland Trophy Watch List
Cole Kmet	Jr.	TE	John Mackey Award Watch List John Mackey Award Tight End of the Week (Week 4)
Tony Jones, Jr.	Sr.	RB	Doak Walker Award Watch List
Julian Okwara	Sr.	DE	Associated Press Preseason All-American (Second Team) Bronko Nagurski Trophy Watch List Walter Camp Defensive Player of the Week (Week 5) Pro Football Focus National Defensive Team of the Week (Week 5) Notre Dame "Warrior of the Game" vs. Virginia (9/28)
Tommy Tremble	So.	TE	Notre Dame "Warrior of the Game" at Louisville (9/2)

STARTER SHEET				
OFFENSE	Pos.	2019	Streak	Career
Tommy Kraemer	RG/RT	4	8	26
Chase Claypool	WR	4	6	24
Robert Hainsey	RT/RG	4	18	18
Liam Eichenberg	LT	4	18	18
Ian Book	QB	4	7	14
Chris Finke	WR	3	5	12
Aaron Banks	LG	4	10	10
Cole Kmet	TE	2	2	9
Tony Jones, Jr.	RB	4	4	8
Trevor Ruhland	LG/RG	0	0	5
Jarrett Patterson	C	4	4	4
Jafar Armstrong	RB	1	0	3
Brock Wright	TE	2	2	3
Lawrence Keys III	WR	2	2	2
Javon McKinley	WR	1	1	1
Tommy Tremble	TE	1	1	1

DEFENSE	Pos.	2019	Streak	Career
Jalen Elliott	S	4	30	30
Troy Pride Jr.	CB	4	10	23
Alohi Gilman	S	4	17	17
Khalid Kareem	DL	4	17	17
Daelin Hayes	DL	0	0	13
Julian Okwara	DL	4	16	16
Asmar Bilal	LB	3	3	12
Shaun Crawford	CB	4	4	7
Donte Vaughn	CB	0	0	5
Kurt Hinish	NG	4	4	4
Jeremiah Owusu-Koramoah	LB	4	4	4
Myron Tagovailoa-Amosa	DT	4	4	4
Drew White	LB	4	4	4
Jordan Genmark Heath	LB	1	0	2

CAREER STARTS BY POSITION										
WR	LT	LG	C	RG	RT	TE	WR	QB	WR	RB
Keys (2)	Eichenberg (18)	Banks (10)	Patterson (4)	Kraemer (13)	Hainsey (17)	Kmet (9)	Claypool (24)	Book (14)	Finke (12)	Jones Jr. (8)
McKinley (1)		Ruhland (2)		Ruhland (3)	Kraemer (13)	Wright (3)				Armstrong (3)
				Hainsey (1)		Tremble (1)				
DL	DL	DL	DL	LB	LB	LB	CB	S	S	CB
Kareem (17)	Tagovailoa-Amosa (4)	Hinish (4)	Okwara (16)	Genmark Heath (3)	White (4)	Bilal (10)	Pride Jr. (23)	Gilman (17)	Elliott (30)	Crawford (7)
			Hayes (13)	Bilal (2)		Owusu-Koramoah (4)	Griffith (1)			Vaughn (4)
							Vaughn (1)			

NOTRE DAME

Rushing

Had 500 or more yards:	at Boston College, 2017 (515)
Had 450 or more yards:	at Boston College, 2017 (515)
Had 400 or more yards:	at Boston College, 2017 (515)
Had 300 or more yards:	vs. Florida State, 2018 (365)
Had 70 or more rushing attempts:	vs. Michigan State, 1991 (76)
Had 60 or more rushing attempts:	vs. Navy, 2007 (63)
Had 50 or more rushing attempts:	vs. Florida State, 2018 (50)
Had eight or more rush TDs:	vs. Pittsburgh, 1965 (9)
Had seven or more rush TDs:	at Boston College, 2017 (7)
Had six or more rush TDs:	at Wake Forest, 2018 (6)
Had five or more rush TDs:	at Wake Forest, 2018 (6)
Had four or more rush TDs:	vs. Virginia, 2019 (4)
Had two or more players with 200 rush yards in a game:	at Boston College, 2017 (Josh Adams 229, Brandon Wimbush 207)
Had three players with 100 rush yards in a game:	vs. Temple, 2017 (Josh Adams 161, DeShone Kizer 124, Brandon Wimbush 106)
Had two or more players with 100 rush yards in a game:	vs. USC, 2017 (Josh Adams 191, Brandon Wimbush 106)

Passing

Had 500 or more yards:	at USC, 1970 (526)
Had 400 or more yards:	vs. New Mexico, 2019 (434)
Had 300 or more yards:	vs. New Mexico, 2019 (434)
Had 50 or more pass attempts:	at Florida State, 2014 (52)
Had 40 or more pass attempts:	at Georgia, 2019 (47)
Had 30 or more pass attempts:	at Georgia, 2019 (47)
Had 35 or more pass completions:	at Clemson, 2015 (35)
Had 30 or more pass completions:	at Clemson, 2015 (35)
Had 25 or more pass completions:	at Georgia, 2019 (29)
Had six or more passing TDs:	vs. New Mexico, 2019 (6)
Had five or more passing TDs:	vs. New Mexico, 2019 (6)
Had four or more passing TDs:	vs. New Mexico, 2019 (6)
Had three or more passing TDs:	vs. New Mexico, 2019 (6)
Had five or more passes intercepted:	vs. USC, 1967 (7)
Had four or more passes intercepted:	at Arizona State, 2014 (4)
Had three or more passes intercepted:	vs. Ball State, 2018 (3)

Receiving

Had two players with 100 receiving yards in a game:	at Stanford, 2017 (Kevin Stepherson - 112, Equanimeous St. Brown - 111)
Had a player with over 150 receiving yards in a game:	vs. Wake Forest, 2017 (Chase Claypool - 180)
Had two players with 10 catches in a game:	vs. BYU, 2005 (Maurice Stovall - 14, Jeff Samardzija - 10)

Combination Offense

Had a 400-yard passer and 100-yard rusher in a game:	vs. Syracuse, 2016 (DeShone Kizer - 471, Josh Adams - 102)
Had a 300-yard passer and 100-yard rusher in a game:	vs. Navy, 2018 (Ian Book - 330, Dexter Williams - 142)
Had a 400-yard passer and 100-yard receiver in a game:	vs. Syracuse, 2016 (DeShone Kizer - 471, Equanimeous St. Brown - 182)
Had a 300-yard passer and 100-yard receiver in a game:	vs. Northwestern, 2018 (Ian Book - 343, Chase Claypool - 130)
Had a 400-yard passer, 100-yard rusher and 100-yard receiver in a game:	vs. Syracuse, 2016 (DeShone Kizer - 471, Josh Adams - 102, Equanimeous St. Brown - 182)
Had a 300-yard passer, 100-yard rusher and 100-yard receiver in a game:	vs. Syracuse, 2016 (DeShone Kizer - 471, Josh Adams - 102, Equanimeous St. Brown - 182)
Had a 200-yard passer, 100-yard rusher and 100-yard receiver in a game:	at Virginia Tech, 2018 (Ian Book - 271, Dexter Williams - 178, Miles Boykin - 117)
Had a 400-yard passer and 100-yard rusher in a game:	vs. Syracuse, 2016 (DeShone Kizer - 471, Josh Adams - 102)
Had a 300-yard passer and 100-yard rusher in a game:	vs. Syracuse, 2016 (DeShone Kizer - 471, Josh Adams - 102)
Had a 200-yard passer and 100-yard rusher in a game:	at Virginia Tech, 2018 (Ian Book - 271, Dexter Williams - 178)
Had a 100-yard receiver and 100-yard rusher in a game:	at Virginia Tech, 2018 (Miles Boykin - 117, Dexter Williams - 178)

Total Offense

Had 700 or more yards total offense:	vs. Wake Forest, 2017 (710)
Had 650 or more or more yards total offense:	vs. Wake Forest, 2017 (710)
Had 600 or more or more yards total offense:	vs. Wake Forest, 2017 (710)
Had 500 or more yards total offense:	vs. New Mexico, 2019 (591)
Had 400 or more yards total offense:	vs. New Mexico, 2019 (591)
Had 100 or more plays total offense:	vs. Pittsburgh, 2012 (104)
Had 85 or more plays total offense:	vs. Stanford, 2018 (88)
Had 75 or more plays total offense:	vs. Florida State, 2018 (75)

Scoring

Scored 60 or more points:	vs. New Mexico, 2019 (66)
Scored 50 or more points:	vs. New Mexico, 2019 (66)
Scored 40 or more points:	vs. New Mexico, 2019 (66)
Scored 30 or more points:	vs. Virginia, 2019 (35)
Scored a two-point conversion:	vs. LSU (Citrus Bowl), 2017
Allowed 60 or more points:	Never
Allowed 50 or more points:	at Texas, 2016 (50)
Allowed 40 or more points:	at USC, 2016 (45)
Allowed 30 or more points:	vs. Clemson, 2019 Cotton Bowl (30-3)
Was held scoreless:	at Boston College, 2008 (17-0)
Was held scoreless at home:	USC, 2007 (38-0)
Was held scoreless on the road:	at Boston College, 2008 (17-0)
Was held without offensive touchdown:	vs. Clemson, 2019 Cotton Bowl (30-3)
Was held without offensive touchdown on the road:	at NC State, 2016 (10-3)
Was held without offensive touchdown at home:	vs. USC, 2007 (38-0)
Held opponent scoreless:	vs. Michigan, 2014 (31-0)
Held opponent scoreless at home:	vs. Michigan, 2014 (31-0)
Held opponent scoreless on the road:	at Purdue, 1993 (17-0)
Held opponent without offensive touchdown:	vs. Syracuse, 2018 (36-3)
Held opponent without offensive touchdown on the road/neutral:	vs. Syracuse, 2018 (36-3)
Held opponent without offensive touchdown at home:	vs. Texas, 2015 (38-3)
Held opponent scoreless at neutral site:	vs. Maryland (Giants Stadium - East Rutherford, NJ), 2002 (22-0)
Held two or more opponents scoreless in a season:	2002 vs. Maryland (22-0) vs. Rutgers (42-0)
Held three or more opponents scoreless in a season:	1976 vs. Purdue (23-0) at Northwestern (49-0), vs. Oregon (41-0)
Held four or more opponents scoreless in a season:	1966 vs. Army (35-0) vs. North Carolina (32-0), at Oklahoma (38-0), vs. Pittsburgh (40-0) vs. Duke (64-0), at USC (51-0)
Held five or more opponents scoreless in a season:	1966 vs. Army (35-0) vs. North Carolina (32-0), at Oklahoma (38-0), vs. Pittsburgh (40-0) vs. Duke (64-0), at USC (51-0)
Held six or more opponents scoreless in a season:	1966 vs. Army (35-0) vs. North Carolina (32-0), at Oklahoma (38-0), vs. Pittsburgh (40-0) vs. Duke (64-0), at USC (51-0)
Had multiple players with multiple TDs in a game:	vs. Florida State, 2018 (Dexter Williams - 2, Alizé Mack - 2)

Turnovers

Did not commit a turnover:	vs. Stanford, 2018
Committed six or more turnovers:	vs. Navy, 1984 (6)
Committed five or more turnovers:	vs. Boston College, 2015 (5)
Lost four or more fumbles:	vs. Michigan State, 1999 (4)
Lost three or more fumbles:	at Clemson, 2015 (3)
Recorded six or more takeaways:	vs. Michigan, 2012 (6)
Recorded five or more takeaways:	vs. Virginia, 2019 (5)
Returned two or more interceptions for TDs:	vs. Stanford, 2002 (2) (Shane Walton - 18 yards, Courtney Watson - 34 yards)
Returned an interception for a TD:	vs. New Mexico (2019) (Kyle Hamilton - 54 yards)
Returned a fumble for a TD:	vs. Virginia, 2019 (1) (Adetokunbo Ogundeji - 23 yards)

Defense

Held opponent to 50 or fewer rushing yards:	vs. Virginia, 2019 (4)
Held opponent to 100 or fewer passing yards:	vs. Navy, 2018 (52)
Held opponent to 200 or fewer passing yards:	at Georgia, 2019 (187)
Held opponent to 300 or fewer yards total offense:	vs. Syracuse, 2018 (234)
Held opponent to 200 or fewer yards total offense:	at NC State, 2016 (198)
Intercepted five or more passes:	vs. Michigan, 2012 (5)
Intercepted four or more passes:	vs. Rutgers (Pinstripe Bowl), 2013 (4)
Intercepted three or more passes:	vs. New Mexico, 2019 (3)
Forced five or more fumbles:	at Louisville, 2019 (5)
Forced four or more fumbles:	vs. Virginia, 2019 (4)
Forced three or more fumbles:	vs. Virginia, 2019 (4)
Scored a safety:	at North Carolina, 2017
Recorded nine or more sacks:	vs. Rutgers, 1996 (9)
Recorded eight or more sacks:	vs. Virginia, 2019 (8)
Recorded seven or more sacks:	vs. Virginia, 2019 (8)
Recorded six or more sacks:	vs. Virginia, 2019 (8)
Recorded five or more sacks:	vs. Virginia, 2019 (8)
Held opponent to 10 or fewer first downs:	vs. Stanford, 2018 (10)

Special Teams

Returned a punt for a TD:	vs. Massachusetts, 2015 (C.J. Sanders, 50 yards)
Returned a blocked punt for a TD:	vs. USC, 2015 (Amir Carlisle, 5 yards)
Returned a kickoff for a TD:	vs. Syracuse, 2016 (C.J. Sanders, 93 yards)
Returned a blocked FG for a TD:	at Air Force, 2006 (Terrail Lambert, 76 yards)
Blocked a punt:	vs. USC, 2015 (Equineameous St. Brown)
Punted 10 or more times:	USC, 2007 (10)
Did not punt:	vs. Navy, 2013
Blocked a field goal:	vs. LSU (Music City Bowl), 2014 (Isaac Rochell)
Had a field goal blocked:	at Texas, 2016
Blocked a PAT kick:	vs. Florida State, 2018 (Jerry Tillery)
Scored on a blocked PAT attempt:	vs. Florida State, 2018 (Julian Love)
Missed a kicking PAT:	vs. Syracuse, 2018
Had a kicking PAT blocked:	vs. Florida State, 2018
Opponent scored on a blocked PAT attempt:	vs. Northwestern, 2014
Had a punt blocked:	at Northwestern, 2018

Miscellaneous

Had 30 or more first downs:	vs. Wake Forest, 2017 (30)
Had 25 or more first downs:	vs. New Mexico, 2019 (25)
Had 20 or more first downs:	vs. New Mexico, 2019 (25)
Was not penalized:	at LSU, 1997
Had 10 or more penalties:	at North Carolina, 2017 (10)
Had 120 or more yards in penalties:	at Rutgers, 2000 (120)
Had 40 minutes or more of possession time:	vs. Washington State, 2009 (40:54)
Had 35 minutes or more of possession time:	at North Carolina, 2017 (36:32)
Was involved in a tie game:	at USC, 1994 (17-17)
Was involved in an overtime game:	at Texas, 2016 (47-50)
Was involved in a double overtime game:	at Texas, 2016 (47-50)
Was involved in a triple overtime game:	vs. Pittsburgh, 2012 (29-26)
Was involved in a quadruple overtime game:	vs. Pittsburgh, 2008 (33-36)

A NOTRE DAME PLAYER

Rushing

Rushed for 250 or more yards:	Julius Jones at Pittsburgh, 2003 (262)
Rushed for 200 or more yards:	Dexter Williams vs. Florida State, 2018 (202)
Rushed for 175 or more yards:	Dexter Williams vs. Florida State, 2018 (202)
Rushed for 150 or more yards:	Dexter Williams vs. Florida State, 2018 (202)
Rushed for 125 or more yards:	Tony Jones Jr. vs. Virginia, 2019 (133)
Rushed for 100 or more yards:	Tony Jones Jr. vs. Virginia, 2019 (133)
Quarterback rushed for 200 or more yards:	Brandon Wimbush at Boston College, 2017 (207)
Quarterback rushed for 100 or more yards:	Brandon Wimbush vs. Wake Forest, 2017 (110)
Rushed 40 or more times:	Allen Pinkett at LSU, 1984 (40)
Rushed 35 or more times:	Julius Jones vs. BYU, 2003 (35)
Rushed 30 or more times:	James Aldridge vs. Navy, 2007 (32)
Rushed 25 or more times:	Josh Adams vs. NC State, 2017 (27)
Rushed for four or more TDs:	Brandon Wimbush at Boston College, 2017 (4)
Rushed for three or more TDs:	Tony Jones Jr. vs. Virginia, 2019 (3)
Rushed for two or more TDs:	Dexter Williams vs. Florida State, 2018 (2)
Had a run of 90 yards or more:	Dexter Williams at Virginia Tech, 2018 (97)
Had a run of 80 or more yards:	Dexter Williams at Virginia Tech, 2018 (97)
Had a run of 70 or more yards:	Dexter Williams at Virginia Tech, 2018 (97)
Had a run of 60 or more yards:	Dexter Williams at Virginia Tech, 2018 (97)
Had a run of 50 or more yards:	Dexter Williams at USC, 2018 (52)

Passing

Passed for 500 or more yards:	Joe Theismann at USC, 1970 (526)
Passed for 400 or more yards:	DeShone Kizer vs. Syracuse, 2016 (471)
Passed for 300 or more yards:	Ian Book vs. New Mexico, 2019 (360)
Attempted 50 or more passes:	Everett Golson at Florida State, 2014 (52)
Attempted 40 or more passes:	Ian Book at Georgia, 2019 (47)
Attempted 30 or more passes:	Ian Book at Georgia, 2019 (47)
Completed 30 or more passes:	Everett Golson at Florida State, 2014 (31)
Completed 20 or more passes:	Ian Book at Georgia, 2019 (29)
Threw six TDs:	Brady Quinn vs. BYU, 2005 (6)
Threw five or more TDs:	Ian Book vs. New Mexico, 2019 (5)
Threw four or more TDs:	Ian Book vs. New Mexico, 2019 (5)
Threw three or more TDs:	Ian Book vs. New Mexico, 2019 (5)
Threw five or more interceptions:	Terry Hanratty vs. USC, 1967 (5)
Threw four or more interceptions:	Everett Golson at Arizona State, 2014 (4)
Threw three or more interceptions:	Brandon Wimbush vs. Ball State, 2018 (3)
Completed a pass of 90 yards or more:	Dayne Crist vs. Michigan, 2010 (95)
Completed a pass of 80 or more yards:	Brandon Wimbush at Stanford, 2017 (83)
Completed a pass of 70 or more yards:	Brandon Wimbush at Stanford, 2017 (83)
Completed a pass of 60 or more yards:	Ian Book vs. New Mexico, 2019 (65)
Completed a pass of 50 or more yards:	Ian Book vs. New Mexico, 2019 (54, 52, 59, 65)

Receiving

Caught 15 or more passes:	Never
Caught 10 or more passes:	Miles Boykin vs. Stanford, 2018 (11)
Caught seven or more passes:	Cole Kmet at Georgia, 2019 (9)
Had 200 or more yards receiving:	Golden Tate at Stanford, 2009 (201)
Had 175 or more yards receiving:	Chase Claypool vs. Wake Forest, 2017 (180)
Had 150 or more yards receiving:	Chase Claypool vs. Wake Forest, 2017 (180)
Had 100 or more yards receiving:	Chase Claypool at Northwestern, 2018 (130)
Caught four or more TDs:	Maurice Stovall vs. BYU, 2005 (4)
Caught three or more TDs:	Will Fuller at Pittsburgh, 2015 (3)
Caught two or more TDs:	Javon McKinley vs. New Mexico, 2019 (2)

Total Offense

Had 500 or more yards total offense:	Joe Theismann at USC, 1970 (512)
Had 400 or more yards total offense:	Ian Book vs. New Mexico, 2019 (406)
Had 100 yards both passing and rushing:	Brandon Wimbush vs. Wake Forest, 2017 (280 passing, 110 rushing)

Scoring

Accounted for six or more touchdowns:	Ian Book vs. New Mexico, 2019 (1 rushing, 5 passing)
Accounted for five or more touchdowns:	Ian Book vs. New Mexico, 2019 (1 rushing, 5 passing)
Accounted for four or more touchdowns:	Ian Book vs. New Mexico, 2019 (1 rushing, 5 passing)
Accounted for three or more touchdowns:	Tony Jones Jr. vs. Virginia, 2019 (3 rushing)

Defense

Intercepted three or more passes:	Harrison Smith vs. Miami (Fla.), 2010 (3)
Intercepted two or more passes:	Alohi Gilman vs. Syracuse, 2018 (2)
Recovered three or more fumbles:	Never
Forced two fumbles:	Julian Okwara vs. Virginia, 2019 (2)
Recovered two fumbles:	Julian Love vs. Vanderbilt, 2018 (2)
Recorded 20 or more tackles:	Manti Te'o vs. Stanford, 2010 (21)
Recorded 15 or more tackles:	Te'von Coney vs. LSU (Citrus Bowl), 2017 (17)
Recorded 10 or more tackles:	Alohi Gilman at Louisville, 2019 (10)
Recorded 4.0 or more sacks:	Jerry Tillery vs. Stanford, 2018 (4.0)
Recorded 3.0 or more sacks:	Julian Okwara vs. Virginia, 2019 (3.0)
Recorded 2.0 or more sacks:	Julian Okwara (3.0) and Khalid Kareem (2.5) vs. Virginia, 2019

Special Teams

Scored 17 or more points kicking:	Kyle Brindza vs. Rutgers (Pinstripe Bowl), 2013 (17)
Scored 15 or more points kicking:	Kyle Brindza vs. Rutgers (Pinstripe Bowl), 2013 (17)
Scored 10 or more points kicking:	Jonathan Doerer vs. New Mexico, 2019 (10)
Kicked five or more field goals:	Kyle Brindza vs. Rutgers (Pinstripe Bowl), 2013 (5)
Kicked four or more field goals:	Justin Yoon vs. Georgia, 2017
Kicked two field goals of 50 or more yards:	Never
Kicked a field goal of 50 or more yards:	Justin Yoon vs. Navy, 2015 (52)
Kicked a punt 70 or more yards:	Tyler Newsome vs. Michigan State, 2016 (71)
Kicked a punt 60 or more yards:	Tyler Newsome vs. Vanderbilt, 2018 (63)
Punted 10 or more times:	Geoff Price vs. USC, 2007 (10)
Totaled 175 or more kickoff return yards:	C.J. Sanders at Stanford, 2015 (182)
Totaled 100 or more punt return yards:	C.J. Sanders at Stanford, 2015 (182)

AN OPPOSING TEAM

Rushing

Had 400 or more yards:	Pittsburgh, 1975 (411)
Had 300 or more yards:	Navy, 2015 (318)
Had 200 or more yards:	New Mexico, 2019 (212)
Had 50 or more rushing attempts:	Wake Forest, 2018 (61)
Had five or more rush TDs:	Texas, 2016 (5)
Had four or more rush TDs:	Texas, 2016 (5)
Had two or more players with 100 rush yards in a game:	BYU, 2013 (Taysom Hill - 101, Paul Lasike - 101)

Passing

Had 400 or more yards:	USC, 2015 (440)
Had 300 or more yards:	Virginia, 2019 (334)
Had 60 or more pass attempts:	Tennessee, 1990 (60)
Had 50 or more pass attempts:	USC, 2018 (51)
Had 40 or more pass attempts:	Virginia, 2019 (43)
Had 30 or more pass completions:	Virginia, 2019 (30)
Had five or more passing TDs:	USC, 2014 (6)
Had four or more passing TDs:	Stanford, 2017 (4)
Had three or more passing TDs:	Stanford, 2017 (4)

Receiving

Had two players with 100 receiving yards in a game: Virginia, 2019
(Hasise Dubois, 143 and Joe Reed, 107)

Total Offense

Had 600 or more yards total offense: Ohio State, 2006 Fiesta Bowl (617)
Had 500 or more yards total offense: Wake Forest, 2017 (587)
Had 400 or more yards total offense: USC, 2018 (443)
Had 90 or more plays: Wake Forest, 2018 (92)
Had 80 or more plays: Virginia Tech, 2018 (85)
Had 75 or more plays: USC, 2018 (75)

Scoring

Scored 60 or more points: Never
Scored 50 or more points: Texas, 2016 (50)
Scored 40 or more points: Miami, Fla., 2017 (41)
Scored 30 or more points: Stanford, 2017 (38)
Scored a two-point conversion: Navy, 2018

Turnovers

Did not commit a turnover: LSU, 2017
Had three or more fumbles lost: Virginia, 2019 (3)
Intercepted five or more passes: USC, 1967 (7)
Intercepted four or more passes: Arizona State, 2014 (4)
Intercepted three or more passes: Ball State, 2018 (3)
Returned an interception for a TD: at Miami, Fla., 2017
(Trajan Bandy – 65 yards)
Returned a fumble for a TD: Pittsburgh, 2015
(Ejuan Price – 32 yards)

Defense

Held ND to 10 or fewer first downs: at NC State, 2016 (10)
Scored a safety: vs. Stanford, 2016
Held ND to 50 or fewer rushing yards: at Georgia, 2019 (46)
Held ND to 200 or fewer passing yards: vs. Virginia (165)
Held ND to 100 or fewer passing yards: at Boston College, 2017 (96)
Held ND to 300 or fewer yards total offense: at Miami, Fla., 2017 (261)
Held ND to 200 or fewer yards total offense: at NC State, 2016 (113)

Special Teams

Returned a punt for a TD: at USC, 2016 (Adore Jackson – 55 yards)
Returned a blocked punt for a TD: NC State, 2017
(Germaine Pratt – 0 yards)
Returned a kickoff for a TD: Pittsburgh, 2018 (Maurice Ffrench – 99 yards)
Returned a punt for TD and kickoff for TD in same game: at USC, 2016
(Adore Jackson – 55 yd PR; 97 yd KO)
Punted 10 or more times: Boston College, 2010 (11)
Did not punt: Miami (Fla.), 1985
Missed a kicking PAT: Massachusetts, 2015

Miscellaneous

Had 30 or more first downs: Wake Forest, 2017 (34)
Had 20 or more first downs: USC, 2018 (24)
Had 10 or more penalties: NC State, 2017 (12)
Had 100 or more yards in penalties: Georgia, 2017 (127)
Had 35 minutes or more of possession time: LSU, 2017 (37:32)
Had one 100-yard receiver and one 100-yard rusher: Wake Forest, 2017
(Matt Colburn, 120 rushing; Anthony Bachman, 116 receiving)

AN OPPOSING PLAYER

Rushing

Rushed for 300 or more yards: Tony Dorsett, Pittsburgh, 1975 (303)
Rushed for 200 or more yards: Alexander Teich, Navy, 2010 (210)
Rushed for 150 or more yards: Tyler Gaffney, Stanford, 2013 (189)
Rushed for 100 or more yards: Javian Hawkins, Louisville, 2019 (122)
Rushed 40 or more times: Craig Heyward, Pittsburgh, 1987 (42)
Rushed 30 or more times: Tyler Gaffney, Stanford, 2013 (33)
Rushed 25 or more times: Ezekiel Elliott, Ohio State (Fiesta Bowl), 2015 (27)
Rushed for five or more TDs: Walter Reyes, Syracuse, 2003 (5)
Rushed for four or more TDs: Ezekiel Elliott, Ohio State (Fiesta Bowl), 2015 (4)
Rushed for three or more TDs: Tyrone Swoopes, Texas, 2016 (3)
Rushed for two or more TDs: Cam Akers, Florida State, 2018 (2)
Had a run of 80 or more yards: Jeff Smith, Boston College, 2015 (80)
Had a run of 70 or more yards: Gerald Holmes, Michigan State, 2016 (73)
Had a run of 60 or more yards: Gerald Holmes, Michigan State, 2016 (73)
Had a run of 50 or more yards: Malcolm Perry, Navy, 2018 (58)

Passing

Passed for 500 or more yards: Never
Passed for 400 or more yards: Matt Leinart, USC, 2004 (400)
Passed for 300 or more yards: Bryce Perkins, Virginia, 2019 (334)
Attempted 60 or more passes: Andy Kelly, Tennessee, 1990 (60)
Attempted 50 or more passes: JT Daniels, USC, 2018 (51)
Attempted 40 or more passes: Bryce Perkins, Virginia, 2019 (43)
Completed 30 or more passes: Bryce Perkins, Virginia, 2019 (30)
Completed 20 or more passes: Bryce Perkins, Virginia, 2019 (30)
Threw six or more TDs: Cody Kessler, USC, 2014 (6)
Threw five or more TDs: Cody Kessler, USC, 2014 (6)
Threw four or more TDs: KJ Costello, Stanford, 2017 (4)
Threw three or more TDs: KJ Costello, Stanford, 2017 (4)
Completed a pass of 90 or more yards: Kyle Orton, Purdue, 2004 (97)
Completed a pass of 80 or more yards: Cody Kessler, USC, 2015 (83)
Completed a pass of 70 or more yards: Eric Dungey, Syracuse, 2016 (72)
Completed a pass of 60 or more yards: Eric Dungey, Syracuse, 2016 (72)
Completed a pass of 50 or more yards: Shea Patterson, Michigan, 2018 (52)

Receiving

Caught 15 or more passes: Jalen Saunders, Oklahoma, 2012 (15)
Caught 10 or more passes: Tyler Vaughns (12) and Amon St. Brown (10), USC, 2018
Caught seven or more passes: Hasise Dubois and Joe Reed, Virginia, 2019 (9 each)
Had 200 or more yards receiving: Selwyn Lymon, Purdue, 2006 (238)
Had 150 or more yards receiving: Canaan Severin, Virginia, 2015 (153)
Had 100 or more yards receiving: Hasise Dubois (143) and Joe Reed (107), Virginia, 2019
Caught three or more TD passes: Jeremy Gallon, Michigan, 2013 (3)
Caught two or more TD passes: James Gardner, Miami (Ohio), 2017 (2)

Scoring

Accounted for six or more touchdowns: Cody Kessler, USC, 2014 (6 passing, 0 rushing)
Accounted for five or more touchdowns: Eric Dungey, Syracuse, 2016 (2 passing, 3 rushing)
Accounted for four or more touchdowns: KJ Costello, Stanford, 2017 (4 passing, 0 rushing)
Accounted for three or more touchdowns: KJ Costello, Stanford, 2017 (4 passing, 0 rushing)

Defense

Intercepted three or more passes: Rod Johnson, North Carolina State, 2003 (3)
Intercepted two or more passes: Justin Simmons, Boston College, 2015 (2)
Recorded three or more sacks: Bradley Chubb, NC State, 2016 (3.0)
Recorded two or more sacks: Marlon Tuipolotu, USC, 2018 (2.0)

Special Teams

Kicked four or more field goals: Jack Mitchell, Northwestern, 2014 (4)
Kicked a field goal 50 or more yards: Matt Payne, BYU, 2004 (53)
Kicked a punt of 65 or more yards: Jake Bailey, Stanford, 2017 (65)
Totalled 100 or more kick return yards: Jaylen Samuels, NC State, 2017 (116)

2019 Notre Dame Football
Notre Dame Overall Team Statistics (as of Sep 28, 2019)
All games

Team Statistics	ND	OPP
SCORING	153	74
Points Per Game	38.2	18.5
Points Off Turnovers	70	6
FIRST DOWNS	76	80
Rushing	30	37
Passing	38	37
Penalty	8	6
RUSHING YARDAGE	611	617
Yards gained rushing	676	792
Yards lost rushing	65	175
Rushing Attempts	129	155
Average Per Rush	4.7	4.0
Average Per Game	152.8	154.2
TDs Rushing	10	5
PASSING YARDAGE	1067	806
Comp-Att-Int	77-122-2	72-126-5
Average Per Pass	8.7	6.4
Average Per Catch	13.9	11.2
Average Per Game	266.8	201.5
TDs Passing	9	3
TOTAL OFFENSE	1678	1423
Total Plays	251	281
Average Per Play	6.7	5.1
Average Per Game	419.5	355.8
KICK RETURNS: #-Yards	5-105	9-148
PUNT RETURNS: #-Yards	4-16	5-16
INT RETURNS: #-Yards	5-36	2-11
KICK RETURN AVERAGE	21.0	16.4
PUNT RETURN AVERAGE	4.0	3.2
INT RETURN AVERAGE	7.2	5.5
FUMBLES-LOST	5-2	14-8
PENALTIES-Yards	32-229	25-184
Average Per Game	57.2	46.0
PUNTS-Yards	20-823	19-789
Average Per Punt	41.2	41.5
Net punt average	40.3	38.6
KICKOFFS-Yards	25-1490	17-999
Average Per Kick	59.6	58.8
Net kick average	42.7	37.9
TIME OF POSSESSION/Game	26:13	33:47
3RD-DOWN Conversions	16/50	18/58
3rd-Down Pct	32%	31%
4TH-DOWN Conversions	8/11	3/7
4th-Down Pct	73%	43%
SACKS BY-Yards	12-83	6-33
MISC YARDS	0	0
TOUCHDOWNS SCORED	21	8
FIELD GOALS-ATTEMPTS	2-3	6-6
ON-SIDE KICKS	0-0	1-1
RED-ZONE SCORES	(14-14) 100%	(9-10) 90%
RED-ZONE TOUCHDOWNS	(12-14) 86%	(6-10) 60%
PAT-ATTEMPTS	(21-21) 100%	(8-8) 100%
ATTENDANCE	155244	151433
Games/Avg Per Game	2/77622	2/75716
Neutral Site Games		0/0

Score by Quarters	1st	2nd	3rd	4th	OT	Total
Notre Dame	35	48	35	35	0	153
Opponents	21	24	6	23	0	74

2019 Notre Dame Football
Notre Dame Individual Season/Career Statistics (as of Oct 02, 2019)
All games

	SEASON								CAREER									
Rushing	gp	att	gain	loss	net	avg	td	lg	avg/g	gp	att	gain	loss	net	avg	td	lg	avg/g
JONES Jr., Tony	4	48	289	10	279	5.8	4	35	69.8	29	175	935	32	903	5.2	10	35	31.1
BOOK, Ian	4	35	186	52	134	3.8	2	37	33.5	26	167	817	196	621	3.7	6	43	23.9
SMITH, Jahmir	2	11	32	0	32	2.9	2	12	16.0	2	11	32	0	32	2.9	2	12	16.0
FLEMISTER, C'Bo	4	16	41	11	30	1.9	2	11	7.5	6	17	41	11	30	1.8	2	11	5.0
WILLIAMS, Kyren	4	4	28	2	26	6.5	0	14	6.5	4	4	28	2	26	6.5	0	14	6.5
CLARK, Bendon	1	4	24	0	24	6.0	0	14	24.0	1	4	24	0	24	6.0	0	14	24.0
JURKOVEC, Phil	1	3	26	9	17	5.7	0	23	17.0	3	5	35	9	26	5.2	0	23	8.7
LENZY, Braden	1	1	14	0	14	14.0	0	14	14.0	1	1	14	0	14	14.0	0	14	14.0
KEYS III, Lawrence	4	3	15	1	14	4.7	0	8	3.5	4	3	15	1	14	4.7	0	8	3.5
J. ARMSTRONG	1	2	10	0	10	5.0	0	5	10.0	11	74	412	19	393	5.3	7	42	35.7
ASSAF, Mick	3	3	9	1	8	2.7	0	8	2.7	4	3	9	1	8	2.7	0	8	2.0
YOUNG, Michael	1	1	2	0	2	2.0	0	2	2.0	27	3	8	1	7	2.3	0	6	0.3
Total	4	131	676	86	590	4.5	10	37	147.5									
Opponents	4	155	792	175	617	4.0	5	47	154.2									

Passing	gp	effic	comp-att-int	pct	yds	td	lg	avg/g	gp	effic	comp-att-int	pct	yds	td	lg	avg/g
BOOK, Ian	4	151.94	75-119-2	63.0	993	8	65	248.2	26	148.38	335-508-13	65.9	4077	31	66	156.8
JURKOVEC, Phil	1	268.40	1-2-0	50.0	52	0	52	52.0	3	134.20	1-4-0	25.0	52	0	52	17.3
CLARK, Bendon	1	614.80	1-1-0	100.0	22	1	22	22.0	1	614.80	1-1-0	100.0	22	1	22	22.0
Total	4	157.65	77-122-2	63.1	1067	9	65	266.8								
Opponents	4	110.80	72-126-5	57.1	806	3	43	201.5								

Receiving	gp	no.	yds	avg	td	lg	avg/g	gp	no.	yds	avg	td	lg	avg/g
CLAYPOOL, Chase	4	21	286	13.6	2	37	71.5	41	105	1408	13.4	8	44	34.3
KMET, Cole	2	13	173	13.3	1	37	86.5	26	30	349	11.6	1	37	13.4
FINKE, Chris	4	9	113	12.6	1	54	28.2	40	74	908	12.3	5	56	22.7
KEYS III, Lawrence	4	7	70	10.0	0	28	17.5	4	7	70	10.0	0	28	17.5
JONES Jr., Tony	4	6	36	6.0	0	12	9.0	29	18	205	11.4	1	51	7.1
TREMBLE, Tommy	4	5	98	19.6	1	29	24.5	4	5	98	19.6	1	29	24.5
McKINLEY, Javon	4	3	96	32.0	2	65	24.0	14	3	96	32.0	2	65	6.9
DAVIS, Avery	3	3	59	19.7	1	59	19.7	12	8	89	11.1	1	59	7.4
YOUNG, Michael	1	3	19	6.3	0	8	19.0	27	14	175	12.5	2	66	6.5
LENZY, Braden	1	2	74	37.0	1	52	74.0	1	2	74	37.0	1	52	74.0
J. ARMSTRONG	1	1	16	16.0	0	16	16.0	11	15	175	11.7	0	27	15.9
FLEMISTER, C'Bo	4	1	13	13.0	0	13	3.2	6	1	13	13.0	0	13	2.2
SMITH, Jahmir	2	1	6	6.0	0	6	3.0	2	1	6	6.0	0	6	3.0
WRIGHT, Brock	4	1	5	5.0	0	5	1.2	28	3	17	5.7	1	9	0.6
WILLIAMS, Kyren	4	1	3	3.0	0	3	0.8	4	1	3	3.0	0	3	0.8
Total	4	77	1067	13.9	9	65	266.8							
Opponents	4	72	806	11.2	3	43	201.5							

Total Offense	g	plays	rush	pass	total	avg/g	g	plays	rush	pass	total	avg/g
BOOK, Ian	4	154	134	993	1127	281.8	26	675	621	4077	4698	180.7
JONES Jr., Tony	4	48	279	0	279	69.8	29	175	903	0	903	31.1
JURKOVEC, Phil	1	5	17	52	69	69.0	3	9	26	52	78	26.0
CLARK, Bendon	1	5	24	22	46	46.0	1	5	24	22	46	46.0
SMITH, Jahmir	2	11	32	0	32	16.0	2	11	32	0	32	16.0
FLEMISTER, C'Bo	4	16	30	0	30	7.5	6	17	30	0	30	5.0
WILLIAMS, Kyren	4	4	26	0	26	6.5	4	4	26	0	26	6.5
KEYS III, Lawrence	4	3	14	0	14	3.5	4	3	14	0	14	3.5
LENZY, Braden	1	1	14	0	14	14.0	1	1	14	0	14	14.0
J. ARMSTRONG	1	2	10	0	10	10.0	11	74	393	0	393	35.7
ASSAF, Mick	3	3	8	0	8	2.7	4	3	8	0	8	2.0
YOUNG, Michael	1	1	2	0	2	2.0	27	3	7	0	7	0.3
Total	4	253	590	1067	1657	414.2						
Opponents	4	281	617	806	1423	355.8						



2019 Notre Dame Football
Notre Dame Individual Season/Career Statistics (as of Oct 02, 2019)
All games

Scoring	SEASON					CAREER										
	td	fg	PAT			dxp	saf	pts	td	fg	PAT			pts		
kick	rush	rcv	pass	kick	rush				rcv	pass	dxp	saf				
DOERER, Jonathan	-	2-3	19-19	-	-	-	-	25	-	3-4	24-25	-	-	-	-	33
JONES Jr., Tony	4	-	-	-	-	-	-	24	11	-	-	-	-	-	-	66
SMITH, Jahmir	2	-	-	-	-	-	-	12	2	-	-	-	-	-	-	12
FLEMISTER, C'Bo	2	-	-	-	-	-	-	12	2	-	-	-	-	-	-	12
CLAYPOOL, Chase	2	-	-	-	-	-	-	12	8	-	-	-	-	-	-	48
McKINLEY, Javon	2	-	-	-	-	-	-	12	2	-	-	-	-	-	-	12
BOOK, Ian	2	-	-	-	-	-	-	12	6	-	-	-	-	1-3	-	36
OGUNDEJI, Adetokunbo	1	-	-	-	-	-	-	6	1	-	-	-	-	-	-	6
KMET, Cole	1	-	-	-	-	-	-	6	1	-	-	-	-	-	-	6
FINKE, Chris	1	-	-	-	-	-	-	6	5	-	-	-	-	-	-	30
TREMBLE, Tommy	1	-	-	-	-	-	-	6	1	-	-	-	-	-	-	6
LENZY, Braden	1	-	-	-	-	-	-	6	1	-	-	-	-	-	-	6
DAVIS, Avery	1	-	-	-	-	-	-	6	1	-	-	-	-	-	-	6
HAMILTON, Kyle	1	-	-	-	-	-	-	6	1	-	-	-	-	-	-	6
LEONARD, Harrison	-	-	2-2	-	-	-	-	2	-	-	2-2	-	-	-	-	2
Total	21	2-3	21-21	-	-	-	-	153	-	-	-	-	-	-	-	-
Opponents	8	6-6	8-8	-	-	-	-	74	-	-	-	-	-	-	-	-

Punt Returns	no.	yds	avg	td	lg
FINKE, Chris	3	16	5.3	0	17
WILKINS, Joe	1	0	0.0	0	0
Total	4	16	4.0	0	17
Opponents	5	16	3.2	0	9

Kick Returns	no.	yds	avg	td	lg
KEYS III, Lawrence	2	61	30.5	0	45
WILLIAMS, Kyren	2	35	17.5	0	19
SIMON, Shayne	1	9	9.0	0	9
Total	5	105	21.0	0	45
Opponents	9	148	16.4	0	26

Interceptions	no.	yds	avg	td	lg
HAMILTON, Kyle	2	34	17.0	1	34
GILMAN, Alohi	1	0	0.0	0	0
CRAWFORD, Shaun	1	0	0.0	0	0
ELLIOTT, Jalen	1	2	2.0	0	2
Total	5	36	7.2	1	34
Opponents	2	11	5.5	0	11

Fumble Returns	no.	yds	avg	td	lg
Tagovailoa-Amosa, M.	1	48	48.0	0	48
HAYES, Daelin	1	2	2.0	0	2
OGUNDEJI, Adetokunbo	1	23	23.0	1	23
BRACY, Tariq	1	9	9.0	0	9
Total	4	82	20.5	1	48
Opponents	0	0	0.0	0	0



2019 Notre Dame Football
Notre Dame Individual Season/Career Statistics (as of Oct 02, 2019)
All games

All Purpose	SEASON							CAREER								
	g	rush	rcv	pr	kr	ir	total	avg/g	g	rush	rcv	pr	kr	ir	total	avg/g
JONES Jr., Tony	4	279	36	0	0	0	315	78.8	29	903	205	0	18	0	1126	38.8
CLAYPOOL, Cha	4	0	286	0	0	0	286	71.5	41	6	1408	0	0	0	1414	34.5
KMET, Cole	2	0	173	0	0	0	173	86.5	26	0	349	0	11	0	360	13.8
KEYS III, Lawren	4	14	70	0	61	0	145	36.2	4	14	70	0	61	0	145	36.2
BOOK, Ian	4	134	0	0	0	0	134	33.5	26	621	0	0	0	0	621	23.9
FINKE, Chris	4	0	113	16	0	0	129	32.2	40	19	908	438	85	0	1450	36.2
TREMBLE, Tom	4	0	98	0	0	0	98	24.5	4	0	98	0	0	0	98	24.5
McKINLEY, Javo	4	0	96	0	0	0	96	24.0	14	0	96	0	0	0	96	6.9
LENZY, Braden	1	14	74	0	0	0	88	88.0	1	14	74	0	0	0	88	88.0
WILLIAMS, Kyre	4	26	3	0	35	0	64	16.0	4	26	3	0	35	0	64	16.0
DAVIS, Avery	3	0	59	0	0	0	59	19.7	12	70	89	0	0	0	159	13.2
FLEMISTER, C'B	4	30	13	0	0	0	43	10.8	6	30	13	0	65	0	108	18.0
SMITH, Jahmir	2	32	6	0	0	0	38	19.0	2	32	6	0	0	0	38	19.0
HAMILTON, Kyle	4	0	0	0	0	34	34	8.5	4	0	0	0	0	34	34	8.5
J. ARMSTRONG	1	10	16	0	0	0	26	26.0	11	393	175	0	20	0	588	53.5
CLARK, Bendon	1	24	0	0	0	0	24	24.0	1	24	0	0	0	0	24	24.0
YOUNG, Michael	1	2	19	0	0	0	21	21.0	27	7	175	0	209	0	391	14.5
JURKOVEC, Phil	1	17	0	0	0	0	17	17.0	3	26	0	0	0	0	26	8.7
SIMON, Shayne	4	0	0	0	9	0	9	2.2	13	0	0	0	9	0	9	0.7
ASSAF, Mick	3	8	0	0	0	0	8	2.7	4	8	0	0	0	0	8	2.0
WRIGHT, Brock	4	0	5	0	0	0	5	1.2	28	0	17	0	0	0	17	0.6
ELLIOTT, Jalen	4	0	0	0	0	2	2	0.5	42	0	0	0	0	68	68	1.6
Total	4	590	1067	16	105	36	1814	453.5								
Opponents	4	617	806	16	148	11	1598	399.5								

Field Goals	att	good	long	blkd	att	good	long	blkd
DOERER, Jonathan	3	2	36	0	4	3	36	0
Total	3	2	36	0				
Opponents	6	6	43	0				

Punting	no.	yds	avg	lg	blk	no.	yds	avg	lg	blk
BRAMBLETT, Jay	20	823	41.2	58	0	20	823	41.2	58	0
Total	20	823	41.2	58	0					
Opponents	19	789	41.5	63	0					

Kickoffs	no.	yds	avg	tb	ob	no.	yds	avg	tb	ob
DOERER, Jonathan	23	1410	61.3	11	1	111	6715	60.5	45	5
LEONARD, Harrison	2	80	40.0	0	0	2	80	40.0	0	0
Total	25	1490	59.6	11	1					
Opponents	17	999	58.8	10	0					



2019 Notre Dame Football
Notre Dame Individual Season/Career Statistics (as of Oct 02, 2019)
All games

#	Defensive Leaders	SEASON								CAREER													
		gp	ua	a	total	tfl	sack	int	pbu	fr	ff	blk	gp	ua	a	total	tfl	sack	int	pbu	fr	ff	blk
60	OWUSU-KORAMOAH,	4	20	6	26	4.5	.	.	.	1	.	6	20	6	26	4.5	1	.
11	GILMAN, Alohi	4	12	12	24	1.5	.	1	1	1	1	17	71	48	119	4.5	.	3	6	1	4	.	
40	WHITE, Drew	4	13	8	21	6.0	1.0	.	1	.	.	8	15	14	29	6.0	1.0	.	1	.	.	.	
2B	BILAL, Asmar	4	13	7	20	2.0	42	56	61	117	9.5	1.0	.	1	1	.	.	
21	ELLIOTT, Jalen	4	10	6	16	0.0	.	1	2	.	.	42	77	63	140	1.0	0.5	5	11	.	1	.	
28	BRACY, Tariq	4	11	4	15	0.0	.	.	3	1	.	16	25	8	33	0.0	.	.	3	1	1	.	
2C	CRAWFORD, Shaun	4	11	1	12	0.0	.	1	2	.	.	18	36	14	50	1.5	1.5	4	7	2	1	.	
5	PRIDE Jr., Troy	4	9	2	11	0.0	.	.	2	.	.	36	70	22	92	2.5	.	3	14	2	1	.	
53	KAREEM, Khalid	4	6	5	11	4.0	2.5	34	39	35	74	20.0	10.0	.	7	1	1	.	
91	OGUNDEJI, Adetokunb	4	5	5	10	1.5	.	.	.	1	1	22	16	16	32	4.5	1.5	.	1	1	2	.	
52	BAUER, Bo	4	8	1	9	1.0	17	15	4	19	1.0	
14	HAMILTON, Kyle	4	8	1	9	0.0	.	2	2	.	.	4	8	1	9	0.0	.	2	2	.	.	.	
95	Tagovailoa-Amosa, M.	4	4	5	9	1.5	.	.	1	1	.	4	4	5	9	1.5	.	.	1	1	.	.	
5A	ADEMILOLA, Jayson	4	4	5	9	2.0	.	.	1	.	.	16	15	13	28	3.5	0.5	.	1	.	.	.	
9H	HAYES, Daelin	4	5	1	6	3.0	1.0	.	.	1	.	41	42	36	78	14.5	6.0	.	3	4	1	.	
42	OKWARA, Julian	4	5	1	6	3.0	3.0	.	.	1	2	40	43	22	65	20.0	13.5	2	1	1	4	.	
5L	LACEY, Jacob	4	3	3	6	1.5	0.5	4	3	3	6	1.5	0.5	
31	LAMB, Jack	4	3	2	5	1.0	.	.	.	1	.	4	3	2	5	1.0	.	.	.	1	.	.	
41	HINISH, Kurt	4	2	3	5	3.0	1.5	29	9	17	26	5.5	3.0	
1M	MOALA, Paul	4	2	3	5	0.0	12	3	3	6	0.0	
2	GENMARK-HEATH, J.	4	3	1	4	0.0	30	19	17	36	0.0	
1B	BROWN, DJ	4	1	2	3	0.0	5	1	2	3	0.0	
94	FOSKEY, Isaiah	1	.	2	2	0.0	1	.	2	2	0.0	
26	AGORO, Temitope	3	2	.	2	0.0	15	2	.	2	0.0	
44	JONES, Jamir	2	2	.	2	1.0	1.0	.	.	1	.	2	2	.	2	1.0	1.0	.	.	.	1	.	
3P	PELINI, Patrick	2	2	.	2	0.0	2	2	.	2	0.0	
29	OGHOUFO, Ovie	2	.	2	2	0.5	0.5	2	.	2	2	0.5	0.5	
6	JONES Jr., Tony	4	1	.	1	0.0	.	.	.	1	.	29	7	3	10	0.0	1	.	
5C	CROSS III, Howard	1	.	1	1	0.0	1	.	1	1	0.0	
1G	N. OSAFO-MENSAH	1	.	1	1	0.0	1	.	1	1	0.0	
16	WALLACE, KJ	2	.	1	1	0.0	2	.	1	1	0.0	
8	VAUGHN, Donte	3	1	.	1	0.0	33	24	18	42	0.0	.	1	6	.	.	.	
90	H. SPEARS	1	.	1	1	0.0	1	.	1	1	0.0	
83	CLAYPOOL, Chase	4	.	.	.	0.0	.	.	.	1	.	41	15	5	20	0.0	.	.	.	1	.	.	
33	SIMON, Shayne	4	.	.	.	0.0	13	2	2	4	0.5	.	.	1	.	.	.	
Total		4	166	92	258	37	12	5	15	8	7												
Opponents		4	147	80	227	20	8	2	12	2	2												

2019 Notre Dame Football
Notre Dame Team Game-by-Game (as of Sep 28, 2019)
All games

TEAM STATISTICS

Date	Opponent	Rushing				Receiving				Passing				Kick Returns				Punt Returns				tot off
		no.	yds	td	lg	no.	yds	td	lg	cmp-att-int	yds	td	lg	no.	yds	td	lg	no.	yds	td	lg	
Sep 02	at Louisville	42	230	4	37	14	193	1	34	14-23-0	193	1	34	1	16	0	16	1	-2	0	0	423
Sep 14	NEW MEXICO	38	157	2	24	17	434	6	65	17-27-0	434	6	65	2	64	0	45	2	17	0	17	591
Sep 21	at Georgia	14	46	0	9	29	275	2	31	29-47-2	275	2	31	1	9	0	9	0	0	0	0	321
Sep 28	VIRGINIA	35	178	4	30	17	165	0	37	17-25-0	165	0	37	1	16	0	16	1	1	0	1	343
Notre Dame		129	611	10	37	77	1067	9	65	77-122-2	1067	9	65	5	105	0	45	4	16	0	17	1678
Totals		155	617	5	47	72	806	3	43	72-126-5	806	3	43	9	148	0	26	5	16	0	9	1423

Games: 4 • Avg/rush: 4.7 • Avg/catch: 13.9 • Pass effic: 157.65 • KR avg: 21.0 • PR avg: 4.0 • All purpose avg/game: 458.8 • Total offense avg/gm: 419.5

Date	Opponent	Tackles				Sacks	Fumble	Pass Defense			blkd	PAT Attempts			off			
		ua	a	total	tfl-yds	no-yds	ff	fr-yds	int-yds	qbh	brup	kick	kick	rush	rcv	saf	t/o	pts
Sep 02	at Louisville	48	16	64	10.0-35	4.0-13	2	3-2	0-0	3	5	0	5-5	0	0	0	7	35
Sep 14	NEW MEXICO	42	26	68	8.0-20	0.0-0	0	1-9	3-36	6	5	0	9-9	0	0	0	28	66
Sep 21	at Georgia	31	34	65	6.0-18	0.0-0	1	1-0	0-0	0	2	0	2-2	0	0	0	7	17
Sep 28	VIRGINIA	45	16	61	13.0-61	8.0-55	4	3-71	2-0	5	3	0	5-5	0	0	0	28	35
Notre Dame		166	92	258	37.0-134	11.0-68	7	8-82	5-36	14	15	0	21-21	0	0	0	70	153
Totals		147	80	227	18.0-67	7.0-31	2	2-0	2-11	10	12	0	8-8	0	0	0	6	74

Date	Opponent	Punting								Field Goals			Kickoffs					
		no.	yds	avg	long	bikd	tb	fc	50+	i20	md-att	long	bikd	no.	yds	avg	tb	ob
Sep 02	at Louisville	6	236	39.3	46	0	0	5	0	2	0-0	0	0	6	371	61.8	2	0
Sep 14	NEW MEXICO	4	163	40.8	48	0	0	1	0	2	1-1	36	0	10	567	56.7	4	1
Sep 21	at Georgia	4	190	47.5	58	0	0	2	1	3	1-1	27	0	3	175	58.3	1	0
Sep 28	VIRGINIA	6	234	39.0	44	0	0	2	0	0	0-1	0	0	6	377	62.8	4	0
Notre Dame		20	823	41.2	58	0	0	10	1	7	2-3	36	0	25	1490	59.6	11	1
Totals		19	789	41.5	63	0	2	6	4	6	6-6	43	0	17	999	58.8	10	0

2019 Notre Dame Football
Notre Dame Team Game-by-Game Comparison (as of Sep 28, 2019)
All games

Opponent	Score	First Downs				Rushing		Passing			Total Offense		Return		Turn-Overs
		Total	Rush	Pass	Pen	Number-Yards	Comp-Att-Int	Yards	Plays-Yards	Yards	Yards				
Louisville	35 - 17	18 / 21	9 / 14	9 / 6	0 / 1	42-230 / 47-249	14-23-0 / 12-28-0	193 / 134	65-423 / 75-383	16 / 59	1 / 3				
NEW MEXICO	66 - 14	25 / 22	9 / 11	12 / 7	4 / 4	38-157 / 46-212	17-27-0 / 10-29-3	434 / 151	65-591 / 75-363	126 / 32	0 / 4				
Georgia	17 - 23	14 / 18	3 / 7	10 / 11	1 / 0	14-46 / 33-152	29-47-2 / 20-26-0	275 / 187	61-321 / 59-339	9 / 28	2 / 1				
VIRGINIA	35 - 20	19 / 19	9 / 5	7 / 13	3 / 1	35-178 / 29-4	17-25-0 / 30-43-2	165 / 334	60-343 / 72-338	88 / 56	1 / 5				
Totals	153 - 74	76 / 80	30 / 37	38 / 37	8 / 6	129-611 / 155-617	77-122-2 / 72-126-5	1067 / 806	251-1678 / 281-1423	239 / 175	4 / 13				

Opponent	3rd Down		4th Down		Time of Possession	TOP Margin	Avg Yds/Rush	Avg Yds/Pass	Avg Yds/Play	Punting		Penalties		Sacks
	Conversions	Attempts	Conversions	Attempts						Number-Avg	Number-Yards			
Louisville	5-12	6-15	0-1	1-2	28:00 / 32:00	-4:00	5.5 / 5.3	8.4 / 4.8	6.5 / 5.1	6-39.3	5-41.4	4-20	8-50	4 / 3
NEW MEXICO	1-10	4-18	5-5	1-3	24:54 / 35:06	-10:12	4.1 / 4.6	16.1 / 5.2	9.1 / 4.8	4-40.8	6-46.5	7-53	5-39	0 / 1
Georgia	4-13	4-11	1-3	0-0	25:29 / 34:31	-9:02	3.3 / 4.6	5.9 / 7.2	5.3 / 5.7	4-47.5	4-35.2	12-85	6-43	0 / 0
VIRGINIA	6-15	4-14	2-2	1-2	26:28 / 33:32	-7:04	5.1 / 0.1	6.6 / 7.8	5.7 / 4.7	6-39.0	4-40.5	9-71	6-52	8 / 2
Totals	16-50	18-58	8-11	3-7	104:51 / 135:09	-30:18	4.7 / 4.0	8.7 / 6.4	6.7 / 5.1	20-41.2	19-41.5	32-229	25-184	12 / 6

Note: Game totals are displayed in the format TEAM/OPPONENT for each category

NOTRE DAME INDIVIDUAL GAME HIGHS

Rushes	18	JONES Jr., Tony vs Virginia (Sep 28, 2019)
Yards Rushing	131	JONES Jr., Tony vs Virginia (Sep 28, 2019)
TD Rushes	3	JONES Jr., Tony vs Virginia (Sep 28, 2019)
Long Rush	37	BOOK, Ian at Louisville (Sep 02, 2019)
Pass attempts	47	BOOK, Ian at Georgia (Sep 21, 2019)
Pass completions	29	BOOK, Ian at Georgia (Sep 21, 2019)
Yards Passing	360	BOOK, Ian vs New Mexico (Sep 14, 2019)
TD Passes	5	BOOK, Ian vs New Mexico (Sep 14, 2019)
Long Pass	65	BOOK, Ian vs New Mexico (Sep 14, 2019)
Receptions	9	KMET, Cole at Georgia (Sep 21, 2019)
Yards Receiving	108	KMET, Cole at Georgia (Sep 21, 2019)
TD Receptions	2	McKINLEY, Javon vs New Mexico (Sep 14, 2019)
Long Reception	65	McKINLEY, Javon vs New Mexico (Sep 14, 2019)
Field Goals	1	DOERER, Jonathan vs New Mexico (Sep 14, 2019)
	1	DOERER, Jonathan at Georgia (Sep 21, 2019)
Long Field Goal	36	DOERER, Jonathan vs New Mexico (Sep 14, 2019)
Punts	6	BRAMBLETT, Jay at Louisville (Sep 02, 2019)
	6	BRAMBLETT, Jay vs Virginia (Sep 28, 2019)
Punting Avg	47.5	BRAMBLETT, Jay at Georgia (Sep 21, 2019)
Long Punt	58	BRAMBLETT, Jay at Georgia (Sep 21, 2019)
Punts inside 20	3	BRAMBLETT, Jay at Georgia (Sep 21, 2019)
Long Punt Return	17	FINKE, Chris vs New Mexico (Sep 14, 2019)
Long Kickoff Return	45	KEYS III, Lawrence vs New Mexico (Sep 14, 2019)
Tackles	10	GILMAN, Alohi at Louisville (Sep 02, 2019)
Sacks	3.0	OKWARA, Julian vs Virginia (Sep 28, 2019)
Tackles For Loss	3.0	OKWARA, Julian vs Virginia (Sep 28, 2019)
Interceptions	1	CRAWFORD, Shaun vs New Mexico (Sep 14, 2019)
	1	ELLIOTT, Jalen vs New Mexico (Sep 14, 2019)
	1	HAMILTON, Kyle vs New Mexico (Sep 14, 2019)
	1	GILMAN, Alohi vs Virginia (Sep 28, 2019)
	1	HAMILTON, Kyle vs Virginia (Sep 28, 2019)

OPPONENT INDIVIDUAL GAME HIGHS

Rushes	19	Hawkins, J., at Louisville (Sep 02, 2019)
Yards Rushing	122	Hawkins, J., at Louisville (Sep 02, 2019)
TD Rushes	2	Pass, J., at Louisville (Sep 02, 2019)
Long Rush	47	B. CARROLL, vs New Mexico (Sep 14, 2019)
Pass attempts	43	B. PERKINS, vs Virginia (Sep 28, 2019)
Pass completions	30	B. PERKINS, vs Virginia (Sep 28, 2019)
Yards Passing	334	B. PERKINS, vs Virginia (Sep 28, 2019)
TD Passes	2	B. PERKINS, vs Virginia (Sep 28, 2019)
Long Pass	43	B. PERKINS, vs Virginia (Sep 28, 2019)
Receptions	9	H. DUBOIS, vs Virginia (Sep 28, 2019)
	9	J. REED, vs Virginia (Sep 28, 2019)
Yards Receiving	143	H. DUBOIS, vs Virginia (Sep 28, 2019)
TD Receptions	1	Lawrence Cager, at Georgia (Sep 21, 2019)
	1	H. DUBOIS, vs Virginia (Sep 28, 2019)
	1	J. REED, vs Virginia (Sep 28, 2019)
Long Reception	43	J. REED, vs Virginia (Sep 28, 2019)
Field Goals	3	R. Blankenship, at Georgia (Sep 21, 2019)
Long Field Goal	43	R. Blankenship, at Georgia (Sep 21, 2019)
Punts	6	T. DYER, vs New Mexico (Sep 14, 2019)
Punting Avg	46.5	T. DYER, vs New Mexico (Sep 14, 2019)
Long Punt	63	T. DYER, vs New Mexico (Sep 14, 2019)
Punts inside 20	3	T. DYER, vs New Mexico (Sep 14, 2019)
Long Punt Return	9	B. KEMP, vs Virginia (Sep 28, 2019)
Long Kickoff Return	26	Hall, H., at Louisville (Sep 02, 2019)
Tackles	10	J. BLOUNT, vs Virginia (Sep 28, 2019)
Sacks	1.0	Burns, R., at Louisville (Sep 02, 2019)
	1.0	Okeke, N., at Louisville (Sep 02, 2019)
	1.0	A. HART, vs New Mexico (Sep 14, 2019)
	1.0	J. MACK, vs Virginia (Sep 28, 2019)
	1.0	N. TAYLOR, vs Virginia (Sep 28, 2019)
	1.0	Z. ZANDIER, vs Virginia (Sep 14, 2019)
	1.0	E. HANBACK, vs Virginia (Sep 28, 2019)
Tackles For Loss	2.0	A. HART, vs New Mexico (Sep 14, 2019)
	2.0	A. VAINIKOLO, vs New Mexico (Sep 14, 2019)
Interceptions	1	Divaad Wilson, at Georgia (Sep 21, 2019)
	1	J.R. Reed, at Georgia (Sep 21, 2019)

NOTRE DAME TEAM GAME HIGHS

Rushes	42	at Louisville (Sep 02, 2019)
Yards Rushing	230	at Louisville (Sep 02, 2019)
Yards Per Rush	5.5	at Louisville (Sep 02, 2019)
TD Rushes	4	at Louisville (Sep 02, 2019)
	4	vs Virginia (Sep 28, 2019)
Pass attempts	47	at Georgia (Sep 21, 2019)
Pass completions	29	at Georgia (Sep 21, 2019)
Yards Passing	434	vs New Mexico (Sep 14, 2019)
Yards Per Pass	16.1	vs New Mexico (Sep 14, 2019)
TD Passes	6	vs New Mexico (Sep 14, 2019)
Total Plays	65	at Louisville (Sep 02, 2019)
	65	vs New Mexico (Sep 14, 2019)
Total Offense	591	vs New Mexico (Sep 14, 2019)
Yards Per Play	9.1	vs New Mexico (Sep 14, 2019)
Points	66	vs New Mexico (Sep 14, 2019)
Sacks By	8	vs Virginia (Sep 28, 2019)
First Downs	25	vs New Mexico (Sep 14, 2019)
Penalties	12	at Georgia (Sep 21, 2019)
Penalty Yards	85	at Georgia (Sep 21, 2019)
Turnovers	2	at Georgia (Sep 21, 2019)
Interceptions By	3	vs New Mexico (Sep 14, 2019)
Punts	6	at Louisville (Sep 02, 2019)
	6	vs Virginia (Sep 28, 2019)
Punting Avg	47.5	at Georgia (Sep 21, 2019)
Long Punt	58	at Georgia (Sep 21, 2019)
Punts inside 20	3	at Georgia (Sep 21, 2019)
Long Punt Return	17	vs New Mexico (Sep 14, 2019)

OPPONENT TEAM GAME HIGHS

Rushes	47	at Louisville (Sep 02, 2019)
Yards Rushing	249	at Louisville (Sep 02, 2019)
Yards Per Rush	5.3	at Louisville (Sep 02, 2019)
TD Rushes	2	at Louisville (Sep 02, 2019)
	2	vs New Mexico (Sep 14, 2019)
Pass attempts	43	vs Virginia (Sep 28, 2019)
Pass completions	30	vs Virginia (Sep 28, 2019)
Yards Passing	334	vs Virginia (Sep 28, 2019)
Yards Per Pass	7.8	vs Virginia (Sep 28, 2019)
TD Passes	2	vs Virginia (Sep 28, 2019)
Total Plays	75	at Louisville (Sep 02, 2019)
	75	vs New Mexico (Sep 14, 2019)
Total Offense	383	at Louisville (Sep 02, 2019)
Yards Per Play	5.7	at Georgia (Sep 21, 2019)
Points	23	at Georgia (Sep 21, 2019)
Sacks By	3	at Louisville (Sep 02, 2019)
First Downs	22	vs New Mexico (Sep 14, 2019)
Penalties	8	at Louisville (Sep 02, 2019)
Penalty Yards	52	vs Virginia (Sep 28, 2019)
Turnovers	5	vs Virginia (Sep 28, 2019)
Interceptions By	2	at Georgia (Sep 21, 2019)
Punts	6	vs New Mexico (Sep 14, 2019)
Punting Avg	46.5	vs New Mexico (Sep 14, 2019)
Long Punt	63	vs New Mexico (Sep 14, 2019)
Punts inside 20	3	vs New Mexico (Sep 14, 2019)
Long Punt Return	9	vs Virginia (Sep 28, 2019)

##	PLAYER	GP-GS	LOU	NM	UGA	VA
5F	JAY. ADEMIOLA	4/-	XXX	XXX	XXX	XXX
1H	JUST. ADEMIOLA	1/-	...	XXX
2F	T. AGORO	3/-	...	XXX	XXX	XXX
26	L. ALBANO	1/-	...	XXX
8	J. ARMSTRONG	1/1	START
32	M. ASSAF	3/-	...	XXX	XXX	XXX
69	A. BANKS	4/4	START	START	START	START
5A	B. BAUER	4/-	XXX	XXX	XXX	XXX
2G	J. BERTRAND	1/-	...	XXX
2B	A. BILAL	4/3	XXX	START	START	START
12	I. BOOK	4/4	START	START	START	START
28	T. BRACY	4/-	XXX	XXX	XXX	XXX
19	J. BRAMBLETT	4/-	XXX	XXX	XXX	XXX
1A	D. BROWN	4/-	XXX	XXX	XXX	XXX
7	B. CLARK	1/-	...	XXX
83	C. CLAYPOOL	4/4	START	START	START	START
52	Z. CORRELL	1/-	...	XXX
2A	S. CRAWFORD	4/4	START	START	START	START
4A	A. DAVIS	3/-	...	XXX	XXX	XXX
56	J. DIRKSEN	1/-	...	XXX
39	J. DOERER	4/-	XXX	XXX	XXX	XXX
74	L. EICHENBERG	4/4	START	START	START	START
21	J. ELLIOTT	4/4	START	START	START	START
10	C. FINKE	4/3	START	START	START	XXX
20	C. FLEMISTER	4/-	XXX	XXX	XXX	XXX
94	I. FOSKEY	1/-	...	XXX
5D	J. FRANKLIN	2/-	...	XXX	XXX	...
76	D. GIBBONS	4/-	XXX	XXX	XXX	XXX
11	A. GILMAN	4/4	START	START	START	START
3	H. GRIFFITH	4/-	XXX	XXX	XXX	XXX
61	C. GRUNHARD	1/-	...	XXX
72	R. HAINSEY	4/4	START	START	START	START
1C	K. HAMILTON	4/-	XXX	XXX	XXX	XXX
9	C. HART	1/-	...	XXX
9A	D. HAYES	4/-	XXX	XXX	XXX	XXX
2	J.GENMARK HEATH	4/1	START	XXX	XXX	XXX
17	N. HENRY	1/-	...	XXX
41	K. HINISH	4/4	START	START	START	START
5E	H. CROSS III	1/-	...	XXX
13	L. KEYS III	4/2	XXX	START	START	XXX
44	JA. JONES	2/-	XXX	XXX
45	JO. JONES	4/-	XXX	XXX	XXX	XXX
80	M. JONES	1/-	...	XXX
6	T. JONES	4/4	START	START	START	START
15	P. JURKOVEC	1/-	...	XXX
5B	K. KAREEM	4/4	START	START	START	START
2D	J. KISER	4/-	XXX	XXX	XXX	XXX

##	PLAYER	GP-GS	LOU	NM	UGA	VA
84	C. KMET	2/2	START	START
78	T. KRAEMER	4/4	START	START	START	START
73	A. KRISTOFIC	1/-	...	XXX
5C	J. LACEY	4/-	XXX	XXX	XXX	XXX
81	J. LAGER	1/-	...	XXX
3B	J. LAMB	4/-	XXX	XXX	XXX	XXX
25	B. LENZY	1/-	...	XXX
98	H. LEONARD	1/-	...	XXX
35	M. LIUFAU	2/-	XXX	XXX
75	J. LUGG	4/-	XXX	XXX	XXX	XXX
60	C. MABRY	1/-	...	XXX
88	J. MCKINLEY	4/1	XXX	XXX	XXX	START
1B	P. MOALA	4/-	XXX	XXX	XXX	XXX
2H	O. OGHOUFO	2/-	...	XXX	...	XXX
91	A. OGUNDEJI	4/-	XXX	XXX	XXX	XXX
42	J. OKWARA	4/4	START	START	START	START
1G	N. OSAFO-MENSAH	1/-	...	XXX
6A	OWUSU-KORAMOAH	4/4	START	START	START	START
55	J. PATTERSON	4/4	START	START	START	START
3C	P. PELINI	2/-	XXX	XXX
62	L. PLANTZ	1/-	...	XXX
5	T. PRIDE	4/4	START	START	START	START
57	T. RUHLAND	1/-	...	XXX
29	M. SALERNO	1/-	...	XXX
54	J. SHANNON	4/-	XXX	XXX	XXX	XXX
27	A. SHINAVER	1/-	...	XXX
33	S. SIMON	4/-	XXX	XXX	XXX	XXX
34	JA. SMITH	2/-	XXX	XXX
90	H. SPEARS	1/-	...	XXX
95	M. TAGOVAILOA	4/4	START	START	START	START
85	G. TAKACS	1/-	...	XXX
24	T. TREMBLE	4/1	XXX	XXX	XXX	START
8A	D. VAUGHN	3/-	...	XXX	XXX	XXX
65	M. VINSON	1/-	...	XXX
1E	K. WALLACE	2/-	...	XXX	...	XXX
47	K. WARDLOW	1/-	...	XXX
40	D. WHITE	4/4	START	START	START	START
18	J. WILKINS	3/-	XXX	XXX	...	XXX
23	K. WILLIAMS	4/-	XXX	XXX	XXX	XXX
89	B. WRIGHT	4/2	START	START	XXX	XXX
87	M. YOUNG	1/-	XXX