

ND NOTRE DAME FOOTBALL

IRISH AT CARDINALS - BY THE NUMBERS

0	The Irish completed an undefeated season at Notre Dame Stadium for the second time in four seasons in 2018 (2015, also 6-0).
1	Notre Dame will be playing its first game ever on Labor Day Monday.
2	Monday evening will mark just the second meeting between Notre Dame and Louisville - and the first in Louisville, Kentucky.
3	The 10th year of the Brian Kelly era begins with just the third season-opener away from Notre Dame Stadium for a Kelly-coached team and the second on an opponent's home field (2012 vs. Navy in Ireland, 2016 at Texas).
3rd	Junior Ian Book's 68.2 completion percentage in 2018 places him as the third-most accurate passer returning in 2019 (Jack Abraham, Southern Mississippi, 73.1; Tua Tagovailoa, Alabama, 69.0).
5	Book's 154.0 passer rating in 2018 was the fifth-best single season in Irish history.
10	Brian Kelly begins his 10th season as the head coach at the University of Notre Dame, becoming just the fifth Irish coach to spend a decade or more at the school (Knut Rockne, 13; Frank Leahy, Ara Parseghian, Lou Holtz 11).
10.5	Senior Julian Okwara enters the season with 10.5 career sacks, looking to break into the all-time top 10 at Notre Dame this season (Anthony Weaver, 1998-2001, is 10th with 17.0).
11	Notre Dame has won 11 consecutive games at Notre Dame Stadium, including a 6-0 clean slate last season. It is the third-longest winning streak at home for the Irish since Notre Dame Stadium opened in 1930.
23	Notre Dame boasts 23 wins over the past two seasons, the most over a two-year span since the Irish went 24-1 in 1988 and 1989.
50	Senior Chase Claypool is the top returning receiver for the Irish in 2019, grabbing 50 of his 84 career receptions last season.
68.2	Book's 68.2 completion percentage in 2018 set a school single-season record, surpassing Jimmy Clausen (68.0) in 2009.
69	Pro Football Focus credited Julian Okwara (40) and senior Khalid Kareem (29) with 69 quarterback hurries in 2018 - making the defensive end duo the top pass rush tandem returning in the FBS for 2019.
77%	Notre Dame is 13-4 (.765) all-time in season opening prime time games.
200	Notre Dame is the only team in the FBS with three different 200-yard rushers over the past two seasons (Brandon Wimbush, Josh Adams - 2017; Dexter Williams - 2018).
268	The Notre Dame sell out streak stands at 268 consecutive games, the second-longest in NCAA history.
346^	Games coached by Brian Kelly in his career, second active in the NCAA to Mack Brown (North Carolina).

THE SERIES

Louisville leads 1-0	Last: Louisville 31, Notre Dame 28 (Nov. 22, 2014)
	First meeting between the two teams at Louisville

GAME 1 - LOUISVILLE

Date: Monday, September 2

Time: 8:06 p.m. ET

Site: Cardinal Stadium

- Louisville, KY
- Capacity 61,000 (FieldTurf)

TV: ESPN (national) | ESPN app

- Chris Fowler (play-by-play)
- Kirk Herbstreit (analysis)
- Maria Taylor (sideline)

Radio: JMI/Legends (54 affiliates)

- SiriusXM (Channel 129)
- 96.1 FM, 101.5 FM & 960 AM (South Bend)

Tickets: Notre Dame Ticket Exchange powered by VividSeats.com

THE COACHES

	Head Coach	At School	Overall	vs. Opponent
ND	Brian Kelly	81-35 (10th year)*	252-92-2 (29th year)*	0-1
UL	Scott Satterfield	first season	51-24 (Seventh year)	0-0

* -Includes 20 regular-season wins and two postseason appearances vacated under discretionary NCAA penalty

2019 SCHEDULE (0-0)

Date	ND Rk	Opp Rk	Opponent	Location	Network	Time/Score
Sep. 2	9/9		at Louisville	Louisville, KY	ESPN	8 p.m.
Sep. 14			New Mexico	Notre Dame, IN	NBC	2:30 p.m.
Sep. 21		3/3	at Georgia	Athens, GA	CBS	8 p.m.
Sep. 28			Virginia	Notre Dame, IN	NBC	3:30 p.m.
Oct. 5			Bowling Green	Notre Dame, IN	NBC	3:30 p.m.
Oct. 12			Southern Cal	Notre Dame, IN	NBC	7:30 p.m.
Oct. 28		7/7	at Michigan	Ann Arbor, MI	TBA	TBA
Nov. 2			Virginia Tech	Notre Dame, IN	NBC	2:30 p.m.
Nov. 9			at Duke	Durham, NC	ACC Net	TBA
Nov. 18			Navy	Notre Dame, IN	NBC	2:30 p.m.
Nov. 23			Boston College	Notre Dame, IN	NBC	2:30 p.m.
Nov. 30		25/23	at Stanford	Palo Alto, CA	TBA	TBA

Rankings: CFP/AP/Coaches (current for upcoming opponents, at time of game for past opponents) | All times Eastern

THE TRADITION

7	Heisman Trophy Winners - Angelo Bertelli (1943), John Lujack (1947), Leon Hart (1948), John Lattner (1953), Paul Hornung (1956), John Huarte (1964), Tim Brown (1987)
11	Consensus National Championships - 1924, 1929, 1930, 1943, 1946, 1947, 1949, 1966, 1973, 1977, 1988
13	NFL Hall of Famers - the most of any college football program.
21	Different seasons Notre Dame has been selected as the National Champion by at least one poll listed in the NCAA official record book.
22	Different undefeated regular seasons
52	College Football Hall of Famers - Raghib Ismail (1988-90) is a 2019 inductee
102	Consensus All-Americans - most recent Julian Love (2018)
918^	All-time wins, second in college football history.
.731^	All-time winning percentage, the best in college football history.

FOOTBALL STAFF GAME DAY LOCATIONS

Coach	Position	Location
Brian Kelly	Head Coach	Sideline
Clark Lea	Def. Coordinator/Linebackers	Press Box
Chip Long	Off. Coordinator/Tight Ends	Sideline
Mike Elston	Defensive Line	Sideline
Lance Taylor	Running Backs	Sideline
Jeff Quinn	Offensive Line	Sideline
Todd Lyght	Defensive Backs	Sideline
Terry Joseph	Def. Pass Game Coordinator	Sideline
Brian Polian	Special Teams Coordinator	Sideline
Del Alexander	Wide Receivers	Sideline
Tom Rees	Quarterbacks	Press Box

FOOTBALL ATHLETIC COMMUNICATIONS STAFF

Interim Director of Football Communications Primary Football	Michael Scholl	mscholl@nd.edu o - 574-631-4780 c - 574-876-6248
Assistant Athletic Director Strategic Communications Secondary Football	Aaron Horvath	ahorvat3@nd.edu o - 574-631-8978 c - 574-340-3106
Senior Associate Athletic Director, Media and Brand	Rob Kelly	rkelly1@nd.edu o - 574-631-0979 c - 574-514-6100



Michael Scholl



Aaron Horvath



Rob Kelly

BRIAN KELLY WEEKLY AVAILABILITY

Sunday	Recap of previous day's game	2:00 p.m. ET Teleconference
Monday	Game preview press conference	Noon ET Isban Auditorium Video/Transcript available on und.com
Thursday	Brian Kelly Radio Show	7-8 p.m. ET Irish Athletic Center Contact Michael Scholl for access information
Saturday	Post game press conference	Video/Transcript available on und.com

STUDENT-ATHLETE WEEKLY AVAILABILITY

Tuesday	Post Practice Interviews	Approximately 6:15 p.m. ET Isban Auditorium
Saturday	Post Game Interviews	Audio archive on und.com/pressbox

ISBAN AUDITORIUM

The Isban Auditorium is located in the Guglielmino Athletics Complex, northeast of the Joyce Center and directly north of the Irish Athletics Center (the new indoor football facility). Access to the auditorium is through the main entrance on the west side of 'The Gug.' Parking is available south of the Joyce Center.

23-4 LAST TWO SEASONS

- Earning a College Football Playoff bid and finishing 12-1 in 2018, Notre Dame has compiled a 23-4 record over the past two seasons - the best two-year run for the program since 1992-93 (21-2-1, .883).
- A look at Notre Dame's top two-year combined records since 1964:

Pct	Record	Years
.960	24-1	1988-89
.913	21-2	1973-74
.883	21-2-1	1992-93
.868	16-2-1	1965-66
.875	17-2-1	1966-67
.857	18-3	1970-71
.851	23-4	2017-18
.840	18-3-1	1969-70
.825	16-3-1	1964-65

SEVEN CAPTAINS IN 2019

- Quarterback Ian Book, safety Jalen Elliott, wide receiver Chris Finke, safety Alohi Gilman, offensive lineman Robert Hainsey, defensive lineman Khalid Kareem and defensive lineman Julian Okwara will serve as team captains for Notre Dame in 2019.
- The seven total captains matches a program-high from the 2017 season (DeShone Kizer was part of that group but eventually declared for the NFL Draft, leaving the Irish with six captains for the actual football season).

SEASON OPENERS

- Notre Dame is 106-17-5 (.848) in season openers, with victories in 26 of the last 32 lid-lifters.
- In eight of the last nine seasons, the Irish have scored the first points in the season's opening game, including Jafar Armstrong's 13-yard touchdown run against Michigan last season on Notre Dame's season-opening drive.
- The Irish are 7-2 in season openers under Brian Kelly.
- Since 1958, the Irish are 36-4 (.900) in the season opener when scoring first, while they are 13-6 when the opponent registers the first score.
- Notre Dame will kick off the 2019 season in primetime at Louisville, marking the fourth time in five seasons the Irish will open the regular season in a night contest (2015 against Texas at Notre Dame Stadium; 2016 against Texas at Royal-Texas Memorial Stadium in Austin; 2018 against Michigan in Notre Dame Stadium).
- 2019 is the 18th season in which Notre Dame will officially open a regular season under the lights. The Irish are 13-4 (.765) in prior season-opening night games, which includes a 5-0 record at Notre Dame Stadium.
- In the 108 seasons Notre Dame has won its opener, the Irish have gone on to post a winning record 92.7% of the time (99 seasons).

HOME FIELD WIN STREAK

- Notre Dame completed an undefeated season at Notre Dame Stadium for the second time in four seasons (2015, 6-0) after finishing 6-0 following a 42-13 win over Florida State. From 1990-2011, only the 1998 campaign (6-0) saw a perfect Notre Dame home slate.
- Notre Dame has won 11 straight games at home dating back to Sept. 30, 2017, against Miami (Ohio). It is the third-longest home winning streak for the Irish since Notre Dame Stadium opened in 1930 (28 straight from 1942-50; 19 straight from 1987-90).

IAN BOOK NOTES

- In 2018, Ian Book became the first Notre Dame quarterback to win at least eight consecutive games after assuming the starting position in a season since Terry Hanratty was the Irish quarterback in eight straight victories in the 1966 national championship year. In fact, dating back to 1964, only seven quarterbacks (eight total occurrences) have been the victor in eight or more consecutive Notre Dame wins from their first start of a given season through the duration of the winning streak

RK	Quarterback (Year)	Consecutive Wins From Debut As Starter
1.	Tony Rice (1989)	12
	Tony Rice (1988)	12 (national champion)
3.	Tom Clements (1973)	11 (national champion)
4.	Joe Montana (1977)	9 (national champion)
	Joe Theismann (1970)	9
	John Huarte (1964)	9 (Heisman Trophy)
8.	Ian Book (2018)	8 (national semifinalist)
7.	Terry Hanratty (1966)	8 (national champion)
8.	Kevin McDougal (1993)	7

- According to STATS, Book became the first FBS quarterback to win his first five starts of a season while completing 70.0-plus percent of his passes in each game since Russell Wilson at Wisconsin in 2011. Wilson did so in each of his first six starts of that season for the Badgers.
- Book boasts the third-best single-season completion percentage for a starting quarterback in 2018 returning to lead his team in 2019. Book completed 68.2 percent of his attempts last season, with only Southern Mississippi's Jack Abraham (73.1) and Alabama's Tua Tagovailoa (69.0) returning this season with better completion percentage numbers from a year ago.
- Book finished the 2018 season with a 154.0 passer rating, 17th-best in the nation and 11th best among all returning signal callers for 2019.

JULIAN OKWARA NOTES

- Quarterback hurries are an inexact science (and therefore unofficial NCAA stat), but it is safe to say that Julian Okwara is one of the most prolific pass rushers returning to college football this season. Okwara was credited with 21 quarterback hurries last season and Pro Football Focus compiled 40 hurries for the Charlotte, NC, native.
- Utilizing that Pro Football Focus number of 40 hurries, only Chase Young (Ohio State) can boast more as a returning player in 2019.

KHALID KAREEM NOTES

- Kareem made a career-high eight tackles (six solo) and added 1.5 tackles for loss and one sack against Michigan in the 2018 season opener to be named the Walter Camp National Defensive Player of the Week on Sept 2.
- Kareem combined with Julian Okwara to give Notre Dame the top returning pass rushing duo, in terms of quarterback hurries, according to Pro Football Focus (69; 40 for Okwara, 29 for Kareem).

NOTEWORTHY NOTABLES

- Senior OL **Tommy Kraemer** leads the offense in career starts (21) while classmate **Jalen Elliott** (25) paces the Irish defense in career starts.
- Khalid Kareem** combined with **Julian Okwara** to give Notre Dame the top returning pass rushing duo in the country, in terms of quarterback hurries, according to Pro Football Focus (69; 40 for Okwara, 29 for Kareem).
- Tony Jones Jr.** (412) and **Jafar Armstrong** (402) are the top returning rushers for the Irish, with Armstrong boasting a 5.3 yards-per-carry average in 2018.

INDIVIDUAL SEASON OPENER RECORDS

Category	Person	Stat	Opp.	Date
Total Offense	Tommy Rees	341	Temple	8/31/2013
Rushing Yards	Angelo Dabiero	176 (1 TD)	Oklahoma	9/30/1961
Rushing TDs	Rashon Powers-Neal Everett Golson	3	Pittsburgh Rice	9/3/2005 8/30/2014
Passing Yards	Tommy Rees	346	Temple	8/31/2013
Pass Attempts	Brady Quinn	47	BYU	9/4/2004
Pass Completions	Brady Quinn	26	BYU	9/4/2004
TD Passes	Ron Powlus Jimmy Clausen	4	Northwestern Nevada	9/3/1994 9/5/2009
Receptions	Jim Seymour	13	Purdue	9/24/1966
Receiving Yards	Jim Seymour	276	Purdue	9/24/1966
TD Receptions	Jim Seymour Michael Floyd	3	Purdue Nevada	9/24/2966 9/5/2009
All-Purpose Yds.	Willie Maher	361	Kalamazoo	9/29/1923
Points (kicking)	Nicholas Setta	17	Washington St.	9/6/2003
Field Goals	Nicholas Setta	5	Maryland Washington St.	8/31/2002 9/6/2003
Kick Return Yds.	Paul Castner	253	Kalamazoo	9/30/1922
Punt Return Yds.	Vince McNally	225	Beloit	10/2/1926
Interceptions	Shane Walton	3	Maryland	9/31/2002
Tackles	Courtney Watson	18	Nebraska	9/8/2001

TEAM OPENER RECORDS

Category	Stat	Opp.	Season
Points Scored	116 (W, 116-7)	St. Viator	1912
Points in Quarter	35 (first)	Kalamazoo	1921
Points in Half	64 (second)	St. Viator	1912
Points Allowed	33 (L, 3-33)	Georgia Tech	2007
Points Allowed Qtr.	17 (first)	Nebraska	2001
Points Allowed Half	27 (first)	Nebraska	2001

ND ALPHABETICAL ROSTER

GAME 1 – LOUISVILLE CARDINALS | 4

No.	Name	Pos.	Ht.	Wt.	Cl.	Elg.	Hometown/High School	No.	Name	Pos.	Ht.	Wt.	Cl.	Elg.	Hometown/High School
22	Kendall Abdur-Rahman	WR	5-11 ½	189	Fr.	4	Edwardsville, IL/Edwardsville	24	Jack Kiser	LB	6-1 ¾	221	Fr.	4	Royal Center, IN/Pioneer
57	Jayson Ademilola	* DL	6-3	279	So.	3	Jackson, NJ/St. Peter's Prep	84	Cole Kmet	** TE	6-5 ½	250	Jr.	2	Lake Barrington, IL/St. Viator
19	Justin Ademilola	DL	6-1 ¾	250	So.	4	Jackson, NJ/St. Peter's Prep	78	Tommy Kraemer	** OL	6-5 ½	319	Jr.	2	Cincinnati, OH/Elder
26	Temitope Agoro	* CB	6-0 ¾	203	Sr.	1	Riverdale, MD/Parkdale	73	Andrew Kristofic	OL	6-5 ¾	280	Fr.	4	Gibsonia, PA/Pine-Richland
23	Litchfield Ajavon	DB	6-0 ½	192	Fr.	4	Baltimore, MD/Episcopal	54	Jacob Lacey	DL	6-1 ¾	293	Fr.	4	Bowling Green, KY/South Warren
26	Leo Albano	WR	6-1	215	So.	4	Charleston, SC/Bishop England	81	John Lager	TE	6-4 ¾	249	Gr.	1	Golden Valley, MN/The Lawrenceville School
8	Jafar Armstrong	* RB	6-0 ¾	220	Jr.	3	Lee's Summit, MO/Bishop Miege	31	Jack Lamb	LB	6-3 ¾	233	So.	4	Temecula, CA/Great Oak
32	Mick Assaf	RB	5-11	215	Sr.	1	Atlanta, GA/Pace Academy	25	Braden Lenzy	WR	5-11 ¾	180	So.	4	Tigard, OR/Tigard Senior
4	Kevin Austin Jr.	* WR	6-2	210	So.	3	Ft. Lauderdale, FL/North Broward Prep	98	Harrison Leonard	K/P	5-10 ¾	203	Fr.	4	Jamestown, RI/Avon Old Farms School
69	Aaron Banks	* OL	6-5 ¾	325	Jr.	3	Alameda, CA/EI Cerrito	48	Xavier Lezynski	TE	6-1 ¾	213	Jr.	2	Newtown, PA/Notre Dame (NJ)
52	Bo Bauer	* LB	6-2 ¾	230	So.	3	Harborcreek, PA/Cathedral Prep	35	Marist Liufau	LB	6-2 ¼	213	Fr.	4	Kalihi, HI/Punahou
27	JD Bertrand	LB	6-1	226	Fr.	4	Roswell, GA/Blessed Trinity	37	Chase Love	DB	6-0 ¾	195	So.	3	Chicago Heights, IL/Marian Catholic
22	Asmar Bilal	*** LB	6-2	227	Gr.	1	Indianapolis, IN/Ben Davis	75	Josh Lugg	* OL	6-6 ¾	307	Jr.	3	Wexford, PA/North Allegheny Senior
12	Ian Book C	** QB	6-0 ½	212	Sr.	2	El Dorado Hills, CA/Oak Ridge	60	Cole Mabry	OL	6-5	286	So.	4	Brentwood, TN/Brentwood
19	Jay Bramblett	P	6-1 ½	188	Fr.	4	Tuscaloosa, AL/Hillcrest	25	John Mahoney	DB	6-0	208	Jr.	2	West Des Moines, IA/Valley
28	TaRiq Bracy	* CB	5-10 ¾	170	So.	3	Milpitas, CA/Milpitas	43	Greg Mailey	WR	6-1	203	So.	4	Hudson, OH/Hudson
12	DJ Brown	DB	6-0 ¾	198	So.	4	Annapolis, MD/St. John's College	88	Javon McKinley	WR	6-2	220	Sr.	1	Corona, CA/Centennial
31	Cole Capen	QB	6-4 ½	227	So.	4	Yorba Linda, CA/Orange Lutheran	13	Paul Moala	* LB	5-11 ½	216	So.	3	Mishawaka, IN/Penn
14	J.D. Carney	QB	5-10	181	Jr.	2	San Diego, CA/Cathedral Catholic	53	Quinn Murphy	OL	6-5 ¾	289	Fr.	4	Duxbury, MA/Duxbury
77	Quinn Carroll	OL	6-6 ¾	304	Fr.	4	Edina, MN/Edina	29	Ovie Oghoufo	DL	6-3	230	So.	4	Lathrup Village, MI/Harrison
7	Brendon Clark	QB	6-1 ¾	217	Fr.	4	Midlothian, VA/Manchester	91	Adetokunbo Ogundeji	* DL	6-4 ¾	253	Sr.	2	West Bloomfield, MI/Walled Lake Central
83	Chase Claypool	*** WR	6-4 ¾	229	Sr.	1	Abbotsford, BC/Abbotsford	42	Julian Okwara C	** DL	6-4 ½	248	Sr.	1	Charlotte, NC/Ardrey-Kell
52	Zeke Correll	OL	6-3	270	Fr.	4	Cincinnati, OH/Anderson	71	John Olmstead	OL	6-4 ½	280	Fr.	4	North Brunswick, NJ/St. Joseph
20	Shaun Crawford	CB	5-9 ½	180	Gr.	1	Lakewood, OH/St. Edward	18	Nana Osafo-Mensah	DL	6-3 ½	241	Fr.	4	Fort Worth, TX/Nolan Catholic
56	Howard Cross III	DL	6-0 ¾	269	Fr.	4	Paramus, NJ/Saint Joseph Regional	6	Jeremiah Owusu-Koramoah	LB	6-1 ½	216	Jr.	3	Hampton, VA/Bethel
4	Avery Davis	* CB	5-11	202	Jr.	3	Cedar Hill, TX/Cedar Hill	55	Jarrett Patterson	OL	6-4 ½	300	So.	4	Laguna Hills, CA/Mission Viejo
56	John Dirksen	OL	6-5 ¾	309	So.	4	Maria Stein, OH/Marion Local	32	Patrick Pellini	S	6-1	191	Jr.	2	Youngstown, OH/Cardinal Mooney
39	Jonathan Doerer	** K/P	6-3	203	Jr.	2	Charlotte, NC/South Mecklenburg	62	Logan Plantz	* OL	6-2 ¾	292	Gr.	1	Frankfort, IL/Providence Catholic
74	Liam Eichenberg	** OL	6-6 ¾	305	Sr.	2	Cleveland, OH/Saint Ignatius	5	Troy Pride Jr.	*** CB	5-11 ½	194	Sr.	1	Greer, SC/Greer Senior
16	Cameron Ekanayake	RB	6-0	195	Jr.	2	Niles, MI/Edwardsburg	46	Axel Raarup	LS	6-0 ¾	192	So.	3	Mendota Heights, MN/St. Thomas Academy
34	Osita Ekwonu	LB	6-0 ¾	230	Fr.	4	Charlotte, NC/Providence Day School	86	Conor Ratigan	WR	5-11 ½	172	Fr.	4	Granger, IN/St. Joseph
21	Jalen Elliott C	*** S	6-0 ½	210	Sr.	1	Richmond, VA/Lloyd C. Bird	30	Jake Rittman	P	6-2 ¼	210	So.	4	Lawrence, KS/Free State
10	Chris Finke C	*** WR	5-9 ½	184	Gr.	1	Dayton, OH/Archbishop Alter	17	Isaiah Robertson	WR	6-1 ½	204	Jr.	2	Bolingbrook, IL/Neuqua Valley
20	C'Bo Flemister	RB	5-11 ¼	200	So.	4	Williamson, GA/Pike County	57	Trevor Ruhland	** OL	6-3 ¾	292	Gr.	1	Cary, IL/Cary-Grove Community
94	Isaiah Foskey	DL	6-4 ¾	250	Fr.	4	Antioch, CA/De La Salle	15	Isaiah Rutherford	DB	6-0 ½	188	Fr.	4	Sacramento, CA/Jesuit
55	Ja'mion Franklin	DL	6-1 ¾	305	So.	4	Ridgely, MD/North Caroline	29	Matt Salerno	WR	6-0 ¾	192	So.	4	Valencia, CA/Crespi Carmelite
39	Brandon Garcia	CB/WR	5-8 ¾	197	Sr.	1	Casa Grande, AZ/Seton Catholic Prep	38	Christopher Schilling	S	5-11 ½	208	Sr.	1	Overland Park, KS/St. Thomas Aquinas
2	Jordan Genmark Heath	** LB	6-0 ¾	228	Jr.	2	San Diego, CA/Cathedral Catholic	54	John Shannon	LS	6-2	225	Sr.	2	Lake Forest, IL/Loyola Academy
76	Dillan Gibbons	OL	6-4	305	Jr.	3	Clearwater, FL/Clearwater Central Catholic	27	Arion Shinaver	WR	6-0 ¾	190	Sr.	1	Carmel, IN/Guerin Catholic
11	Alohi Gilman C	* S	5-10 ½	202	Sr.	2	Laie, HI/Kahuku	64	Max Siegel	OL	6-1 ¾	305	So.	4	Fishers, IN/Brebeuf Jesuit
50	Reed Gregory	LB	6-0	218	Jr.	2	Morristown, NJ/Delbarton	33	Shayne Simon	* LB	6-2 ¾	232	So.	3	West Orange, NJ/St. Peter's Prep
3	Houston Griffith	* CB	5-11 ¾	198	So.	3	Chicago, IL/IMG Academy (FL)	34	Jahmir Smith	RB	5-11	205	So.	4	Sanford, NC/Lee County
61	Colin Grunhard	C	6-0 ½	289	Jr.	2	Mission, KS/Bishop Miege	90	Hunter Spears	DL	6-3 ¾	303	Fr.	4	Garland, TX/Sachse
72	Robert Hainsey C	** OL	6-4 ¾	295	Jr.	2	Pittsburgh, PA/IMG Academy (FL)	95	Myron Tagovailoa-Amosa	DL	6-2 ½	285	Jr.	2	Ewa Beach, HI/Kapole
14	Kyle Hamilton	DB	6-4	210	Fr.	4	Atlanta, GA/Marist School	85	George Takacs	TE	6-6	247	So.	4	Naples, FL/Gulf Coast
9	Cam Hart	WR	6-2 ½	208	Fr.	4	Baltimore, MD/Good Counsel	43	Marcus Thorne	DB	6-0 ¾	202	So.	4	Washington, IN/Washington
9	Daelin Hayes	*** DL	6-3 ¾	266	Sr.	1	Belleville, MI/Skyline	24	Tommy Tremble	TE	6-3 ¼	235	So.	4	Johns Creek, GA/Wesleyan
93	Zane Heemsoth	DL	6-5	241	Fr.	4	Elmhurst, IL/York	8	Donte Vaughn	* CB	6-2 ¾	212	Sr.	1	Memphis, TN/Whitehaven
49	Jack Henige	TE	6-5	240	Jr.	2	Hinsdale, IL/Fenwick	65	Michael Vinson	LS	6-2	224	So.	4	Winnetka, IL/New Trier
17	Nolan Henry	* QB	6-0	193	Gr.	1	Vancouver, WA/Union	16	KJ Wallace	DB	5-10 ¼	191	Fr.	4	Atlanta, GA/The Lovett School
41	Kurt Hinish	** DL	6-1 ¾	295	Jr.	2	Pittsburgh, PA/Central Catholic	47	Kofi Wardlow	DL	6-2 ¼	244	Jr.	3	Washington, DC/St. John's College
44	Jamir Jones	** DL	6-3 ½	255	Sr.	1	Rochester, NY/Aquinas Institute	18	Joe Wilkins	WR	6-1 ½	194	So.	4	North Fort Myers, FL/North Fort Myers
45	Jonathan Jones	** LB	5-11 ½	225	Sr.	2	Ocoee, FL/Oak Ridge	23	Kyren Williams	RB	5-9	205	Fr.	4	Saint Louis, MO/St. John Vianney
80	Micah Jones	WR	6-4 ½	219	So.	4	Gurnee, IL/Warren	40	Drew White	* LB	6-0 ¼	230	Jr.	3	Boca Raton, FL/St. Thomas Aquinas
6	Tony Jones Jr.	** RB	5-11	224	Sr.	2	St. Petersburg, FL/IMG Academy	89	Brock Wright	** TE	6-4 ½	246	Jr.	2	Cypress, TX/Cy-Fair
15	Phil Jurkovec	QB	6-4 ½	227	So.	4	Pittsburgh, PA/Pine-Richland	87	Michael Young	** WR	5-10	190	Jr.	2	Saint Rose, LA/Destrehan
53	Khalid Kareem C	** DL	6-4	265	Sr.	1	Detroit, MI/Harrison	Note: Class years are academic enrollment; Eligibility is seasons remaining entering 2019 * Number of Monograms earned							
13	Lawrence Keys III	WR	5-10 ¾	173	So.	4	New Orleans, LA/McDonogh 35								

Kendall Abdur-Rahman	ab-DUR RAH-men	Liam Eichenberg	ike-EN-burg	Phil Jurkovec	jur-KO-vik	Julian Okwara	oak-WARA
Jayson Ademilola	add-ah-ME-oh-la	Cameron Ekanayake	eck-uh-NY-uh-kuh	Khalid Kareem	KAH-lid	Nana Osafo-Mensah	nah-nah oh-SAH-fō MEN-suh
Justin Ademilola	add-ah-ME-oh-la	Osita Ekwonu	oh-SEE-tuh e-KWAN-ooo	Cole Kmet	kuh-MET	Jeremiah Owusu-Koramoah	oh-WOO-sue COR-ah-MO-uh
Temitope Agoro	"temy" ah-GOR-oh	C'Bo Flemister	SEE-bo	Andrew Kristofic	kris-TAH-fik	Arion Shinaver	r-ee-on shin-AH-ver
Litchfield Ajavon	adge-AH-von	Jamion Franklin	jay-ME-on	Marist Liufau	lee-UH-fow	George Takacs	tak-ISS
Mick Assaf	A-saff	Jordan Genmark Heath	JEN-mark	Javon McKinley	ja-VON	Myron Tagovailoa-Amosa	tounge-uh-vai-LO-uah uh-MOE-suh
Asmar Bilal	az-MAR bill-LAWL	Alohi Gillman	uh-LOW-he	Paul Moala	moo-ALA	Donte Vaughn	don-TAY
TaRiq Bracy	brace-E	Daelin Hayes	DAY-lin	Ovie Oghoufo	uh-GO-fu	Kofi Wardlow	KO-fee
Jonathan Doerer	DOOR-er	Kurt Hinish	HI-nish	Adetokunbo Ogundeji	"ah-DAY" O-gun-day-gee		

No.	Name	Pos.	Ht.	Wt.	Cl.	Elg.	Hometown/High School	No.	Name	Pos.	Ht.	Wt.	Cl.	Elg.	Hometown/High School		
2	Jordan Genmark Heath	**	LB	6-0 ¾	228	Jr.	2	San Diego, CA/Cathedral Catholic	39	Jonathan Doerer	**	K/P	6-3	203	Jr.	2	Charlotte, NC/South Mecklenburg
3	Houston Griffith	*	CB	5-11 ¾	198	So.	3	Chicago, IL/IMG Academy (FL)	39	Brandon Garcia		CB/WR	5-8 ¼	197	Sr.	1	Casa Grande, AZ/Seton Catholic Prep
4	Kevin Austin Jr.	*	WR	6-2	210	So.	3	Ft. Lauderdale, FL/North Broward Prep	40	Drew White	*	LB	6-0 ¼	230	Jr.	3	Boca Raton, FL/St. Thomas Aquinas
4	Avery Davis	*	CB	5-11	202	Jr.	3	Cedar Hill, TX/Cedar Hill	41	Kurt Hinish	**	DL	6-1 ¾	295	Jr.	2	Pittsburgh, PA/Central Catholic
5	Troy Pride Jr.	***	CB	5-11 ½	194	Sr.	1	Greer, SC/Greer Senior	42	Julian Okwara C	**	DL	6-4 ½	248	Sr.	1	Charlotte, NC/Ardrey-Kell
6	Tony Jones Jr.	**	RB	5-11	224	Sr.	2	St. Petersburg, FL/IMG Academy	43	Greg Mailey		WR	6-1	203	So.	4	Hudson, OH/Hudson
6	Jeremiah Owusu-Koramoah		LB	6-1 ½	216	Jr.	3	Hampton, VA/Bethel	43	Marcus Thorne		DB	6-0 ¾	202	So.	4	Washington, IN/Washington
7	Brendon Clark		QB	6-1 ¾	217	Fr.	4	Midlothian, VA/Manchester	44	Jamir Jones	**	DL	6-3 ¾	255	Sr.	1	Rochester, NY/Aquinas Institute
8	Jafar Armstrong	*	RB	6-0 ¾	220	Jr.	3	Lee's Summit, MO/Bishop Miege	45	Jonathan Jones	**	LB	5-11 ½	225	Sr.	2	Ocoee, FL/Oak Ridge
8	Donte Vaughn	*	CB	6-2 ¾	212	Sr.	1	Memphis, TN/Whitehaven	46	Axel Raarup		LS	6-0 ½	192	So.	3	Mendota Heights, MN/St. Thomas Academy
9	Cam Hart		WR	6-2 ½	208	Fr.	4	Baltimore, MD/Good Counsel	47	Kofi Wardlow		DL	6-2 ¼	244	Jr.	3	Washington, DC/St. John's College
9	Daelin Hayes	***	DL	6-3 ¾	266	Sr.	1	Belleville, MI/Skyline	48	Xavier Lezynski		TE	6-1 ¾	213	Jr.	2	Newtown, PA/Notre Dame (NJ)
10	Chris Finke C	***	WR	5-9 ½	184	Gr.	1	Dayton, OH/Archbishop Alter	49	Jack Henige		TE	6-5	240	Jr.	2	Hinsdale, IL/Fenwick
11	Alohi Gilman C	*	S	5-10 ½	202	Sr.	2	Laie, HI/Kahuku	50	Reed Gregory		LB	6-0	218	Jr.	2	Morristown, NJ/Delbarton
12	Ian Book C	**	QB	6-0 ¾	212	Sr.	2	El Dorado Hills, CA/Oak Ridge	52	Bo Bauer	*	LB	6-2 ¾	230	So.	3	Harborcreek, PA/Cathedral Prep
12	DJ Brown		DB	6-0 ¾	198	So.	4	Annapolis, MD/St. John's College	52	Zeke Correll		OL	6-3	270	Fr.	4	Cincinnati, OH/Anderson
13	Lawrence Keys III		WR	5-10 ¾	173	So.	4	New Orleans, LA/McDonogh 35	53	Khalid Kareem C	**	DL	6-4	265	Sr.	1	Detroit, MI/Harrison
13	Paul Moala	*	LB	5-11 ½	216	So.	3	Mishawaka, IN/Penn	53	Quinn Murphy		OL	6-5 ¼	289	Fr.	4	Duxbury, MA/Duxbury
14	J.D. Carney		QB	5-10	181	Jr.	2	San Diego, CA/Cathedral Catholic	54	Jacob Lacey		DL	6-1 ¾	293	Fr.	4	Bowling Green, KY/South Warren
14	Kyle Hamilton		DB	6-4	210	Fr.	4	Atlanta, GA/Marist School	54	John Shannon		LS	6-2	225	Sr.	2	Lake Forest, IL/Loyola Academy
15	Phil Jurkovec		QB	6-4 ½	227	So.	4	Pittsburgh, PA/Pine-Richland	55	Ja'mion Franklin		DL	6-1 ¾	305	So.	4	Ridgely, MD/North Caroline
15	Isaiah Rutherford		DB	6-0 ½	188	Fr.	4	Sacramento, CA/Jesuit	55	Jarrett Patterson		OL	6-4 ½	300	So.	4	Laguna Hills, CA/Mission Viejo
16	Cameron Ekanayake		RB	6-0	195	Jr.	2	Niles, MI/Edwardsburg	56	Howard Cross III		DL	6-0 ¾	269	Fr.	4	Paramus, NJ/Saint Joseph Regional
16	KJ Wallace		DB	5-10 ¼	191	Fr.	4	Atlanta, GA/The Lovett School	56	John Dirksen		OL	6-5 ½	309	So.	4	Maria Stein, OH/Marion Local
17	Nolan Henry	*	QB	6-0	193	Gr.	1	Vancouver, WA/Union	57	Jayson Ademilola	*	DL	6-3	279	So.	3	Jackson, NJ/St. Peter's Prep
17	Isaiah Robertson		WR	6-1 ½	204	Jr.	2	Bolingbrook, IL/Neuqua Valley	57	Trevor Ruhland	**	OL	6-3 ¾	292	Gr.	1	Cary, IL/Cary-Grove Community
18	Nana Osafo-Mensah		DL	6-3 ¾	241	Fr.	4	Fort Worth, TX/Nolan Catholic	60	Cole Mabry		OL	6-5	286	So.	4	Brentwood, TN/Brentwood
18	Joe Wilkins		WR	6-1 ½	194	So.	4	North Fort Myers, FL/North Fort Myers	61	Colin Grunhard		C	6-0 ½	289	Jr.	2	Mission, KS/Bishop Miege
19	Justin Ademilola		DL	6-1 ¾	250	So.	4	Jackson, NJ/St. Peter's Prep	62	Logan Plantz	*	OL	6-2 ¾	292	Gr.	1	Frankfort, IL/Providence Catholic
19	Jay Bramblett		P	6-1 ½	188	Fr.	4	Tuscaloosa, AL/Hillcrest	64	Max Siegel		OL	6-1 ¾	305	So.	4	Fishers, IN/Brebeuf Jesuit
20	Shaun Crawford		CB	5-9 ¾	180	Gr.	1	Lakewood, OH/St. Edward	65	Michael Vinson		LS	6-2	224	So.	4	Winnetka, IL/New Trier
20	C'Bo Flemister		RB	5-11 ¼	200	So.	4	Williamson, GA/Pike County	69	Aaron Banks	*	OL	6-5 ¾	325	Jr.	3	Alameda, CA/El Cerrito
21	Jalen Elliott C	***	S	6-0 ½	210	Sr.	1	Richmond, VA/Lloyd C. Bird	71	John Olmstead		OL	6-4 ½	280	Fr.	4	North Brunswick, NJ/St. Joseph
22	Kendall Abdur-Rahman		WR	5-11 ½	189	Fr.	4	Edwardsville, IL/Edwardsville	72	Robert Hainsey C	**	OL	6-4 ¾	295	Jr.	2	Pittsburgh, PA/IMG Academy (FL)
22	Asmar Bilal	***	LB	6-2	227	Gr.	1	Indianapolis, IN/Ben Davis	73	Andrew Kristofic		OL	6-5 ¼	280	Fr.	4	Gibsonia, PA/Pine-Richland
23	Litchfield Ajavon		DB	6-0 ¾	192	Fr.	4	Baltimore, MD/Episcopal	74	Liam Eichenberg	**	OL	6-6 ½	305	Sr.	2	Cleveland, OH/Saint Ignatius
23	Kyren Williams		RB	5-9	205	Fr.	4	Saint Louis, MO/St. John Vianney	75	Josh Lugg	*	OL	6-6 ¾	307	Jr.	3	Wexford, PA/North Allegheny Senior
24	Jack Kiser		LB	6-1 ¾	221	Fr.	4	Royal Center, IN/Pioneer	76	Dillan Gibbons		OL	6-4	305	Jr.	3	Clearwater, FL/Clearwater Central Catholic
24	Tommy Tremble		TE	6-3 ¼	235	So.	4	Johns Creek, GA/Wesleyan	77	Quinn Carroll		OL	6-6 ¾	304	Fr.	4	Edina, MN/Edina
25	Braden Lenzy		WR	5-11 ¾	180	So.	4	Tigard, OR/Tigard Senior	78	Tommy Kraemer	**	OL	6-5 ¾	319	Sr.	2	Cincinnati, OH/Elder
25	John Mahoney		DB	6-0	208	Jr.	2	West Des Moines, IA/Valley	80	Micah Jones		WR	6-4 ½	219	So.	4	Gurnee, IL/Warren
26	Temitope Agoro	*	CB	6-0 ¾	203	Sr.	1	Riverdale, MD/Parkdale	81	John Lager		TE	6-4 ¼	249	Gr.	1	Golden Valley, MN/The Lawrenceville School
26	Leo Albano		WR	6-1	215	So.	4	Charleston, SC/Bishop England	83	Chase Claypool	***	WR	6-4 ¾	229	Sr.	1	Abbotsford, BC/Abbotsford
27	JD Bertrand		LB	6-1	226	Fr.	4	Roswell, GA/Blessed Trinity	84	Cole Kmet	**	TE	6-5 ½	250	Jr.	2	Lake Barrington, IL/St. Viator
27	Arion Shinaver		WR	6-0 ¼	190	Sr.	1	Carmel, IN/Guerin Catholic	85	George Takacs		TE	6-6	247	So.	4	Naples, FL/Gulf Coast
28	TaRiq Bracy	*	CB	5-10 ¾	170	So.	3	Milpitas, CA/Milpitas	86	Conor Ratigan		WR	5-11 ¾	172	Fr.	4	Granger, IN/St. Joseph
29	Ovie Oghoufo		DL	6-3	230	So.	4	Lathrup Village, MI/Harrison	87	Michael Young	**	WR	5-10	190	Jr.	2	Saint Rose, LA/Destrehan
29	Matt Salerno		WR	6-0 ¾	192	So.	4	Valencia, CA/Crespi Carmelite	88	Javon McKinley		WR	6-2	220	Sr.	1	Corona, CA/Centennial
30	Jake Rittman		P	6-2 ¼	210	So.	4	Lawrence, KS/Free State	89	Brock Wright	**	TE	6-4 ½	246	Jr.	2	Cypress, TX/Cy-Fair
31	Cole Capen		QB	6-4 ½	227	So.	4	Yorba Linda, CA/Orange Lutheran	90	Hunter Spears		DL	6-3 ¾	303	Fr.	4	Garland, TX/Sachse
31	Jack Lamb		LB	6-3 ¾	233	So.	4	Temecula, CA/Great Oak	91	Adetokunbo Ogundeji	*	DL	6-4 ¾	253	Sr.	2	West Bloomfield, MI/Walled Lake Central
32	Mick Assaf		RB	5-11	215	Sr.	1	Atlanta, GA/Pace Academy	93	Zane Heemsoth		DL	6-5	241	Fr.	4	Elmhurst, IL/York
32	Patrick Peline		S	6-1	191	Jr.	2	Youngstown, OH/Cardinal Mooney	94	Isaiah Foskey		DL	6-4 ¾	250	Fr.	4	Antioch, CA/De La Salle
33	Shayne Simon	*	LB	6-2 ¾	232	So.	3	West Orange, NJ/St. Peter's Prep	95	Myron Tagavailoa-Amosa		DL	6-2 ½	285	Jr.	2	Ewa Beach, HI/Kapole
34	Osita Ekwonu		LB	6-0 ¾	230	Fr.	4	Charlotte, NC/Providence Day School	98	Harrison Leonard		K/P	5-10 ¾	203	Fr.	4	Jamestown, RI/Avon Old Farms School
34	Jahmir Smith		RB	5-11	205	So.	4	Sanford, NC/Lee County									
35	Marist Liufau		LB	6-2 ¼	213	Fr.	4	Kalihi, HI/Punahou									
37	Chase Love		DB	6-0 ¼	195	So.	3	Chicago Heights, IL/Marian Catholic									

Note: Class years are academic enrollment; Eligibility is seasons remaining entering 2019 | * Number of Monograms earned

Note: Class years are academic enrollment; Eligibility is seasons remaining entering 2019 | * Number of Monograms earned

Kendall Abdur-Rahman	ab-DUR RAH-men	Liam Eichenberg	ike-EN-burg	Phil Jurkovec	jur-KO-vik	Julian Okwara	oak-WARA
Jayson Ademilola	add-ah-ME-oh-la	Cameron Ekanayake	eck-uh-NY-uh-kuh	Khalid Kareem	KAH-lid	Nana Osafo-Mensah	nah-nah oh-SAH-fo MEN-suh
Justin Ademilola	add-ah-ME-oh-la	Osita Ekwonu	oh-SEE-tuh e-KWAN-ooo	Cole Kmet	kuh-MET	Jeremiah Owusu-Koramoah	oh-WOO-sue COR-ah-MO-uh
Temitope Agoro	"temy" ah-GOR-oh	C'Bo Flemister	SEE-bo	Andrew Kristofic	kris-TAH-fik	Arion Shinaver	r-ee-on shin-AH-ver
Litchfield Ajavon	adge-AH-von	Jamion Franklin	jay-ME-on	Marist Liufau	lee-UH-fow	George Takacs	tak-ISS
Mick Assaf	A-saff	Jordan Genmark Heath	JEN-mark	Javon McKinley	ja-VON	Myron Tagavailoa-Amosa	tounge-uh-vai-LO-uah uh-MOE-suh
Asmar Bilal	az-MAR bill-LAWL	Alohi Gillman	uh-LOW-he	Paul Moala	moo-ALA	Donte Vaughn	don-TAY
TaRiq Bracy	brace-E	Daelin Hayes	DAY-lin	Ovie Oghoufo	uh-GO-fu	Kofi Wardlow	KO-fee
Jonathan Doerer	DOOR-er	Kurt Hinish	HI-nish	Adetokunbo Ogundeji	"ah-DAY" O-gun-day-gee		

IRISH IN THE NFL (As of August 26)			
Player	Team	Pos.	Notes
Josh Adams	Philadelphia	RB	Second season
Alex Bars	Chicago	OG	First season
Jonathan Bonner	Washington	DE	First season
Miles Boykin	Baltimore	WR	First season
Te'Von Coney	Oakland	LB	First season
Sheldon Day	San Francisco	DT	Fourth season
Tyler Eifert	Cincinnati	TE	Seventh season
Michael Floyd	Baltimore	WR	Eighth season
Will Fuller	Houston	WR	Fourth season
Bennett Jackson	Baltimore	SS	Sixth season
J.J. Jansen	Carolina	LS	12th season
T.J. Jones	NY Giants	WR	Sixth season
DeShone Kizer	Green Bay	QB	Third season
Jarron Jones	Buffalo	OT	Third season
Ben Koyack	Jacksonville	TE	Fifth season
Julian Love	NY Giants	CB	First season
Cole Luke	Carolina	CB	Third season
Alize Mack	New Orleans	TE	First season
Nick Martin	Dallas	OG	Sixth season
Greer Martini	Minnesota	LB	Second season
Mike McGlinchey	San Francisco	OT	Second season
Sam Mustipher	Chicago	C	First season
Quenton Nelson	Indianapolis	OG	Second season

IRISH IN THE NFL (As of August 26)			
Player	Team	Pos.	Notes
Tyler Newsome	LA Chargers	P	First season
Romeo Okwara	Detroit	DE	Fourth season
James Onwualu	Jacksonville	OLB	Third season
C.J. Prosise	Seattle	RB	Fourth season
Theo Riddick	Denver	RB	Seventh season
Isaac Rochell	LA Chargers	DT	Third season
Kyle Rudolph	Minnesota	TE	Ninth season
KeiVarae Russell	Cincinnati	CB	Fourth season
Harrison Smith	Minnesota	FS	Eighth season
Jaylon Smith	Dallas	ILB	Fourth season
Durham Smythe	Miami	TE	Second season
Eq. St. Brown	Green Bay	WR	Second season
Ronnie Stanley	Baltimore	OT	Fourth season
Golden Tate	NY Giants	WR	10th season
Jerry Tillery	LA Chargers	DT	First season
Drue Tranquill	LA Chargers	LB	First season
Stephon Tuitt	Pittsburgh	DE	Sixth season
Dexter Williams	Green Bay	RB	First season

IRISH VS. THE ATLANTIC COAST CONFERENCE																
Team	Home				Away				Neutral				Overall			
	W	L	T	%	W	L	T	%	W	L	T	%	W	L	T	%
Boston College	7	5	0	0.583	4*	4	0	0.500	3	0	0	1.000	14*	9	0	0.609
Clemson	0	1	0	0.000	1	1	0	0.500	0	0	0	0.000	1	2	0	0.333
Duke	3	1	0	0.750	0	1	0	0.000	0	0	0	0.000	3	2	0	0.600
Florida State	2	2	0	0.500	1	1	0	0.500	0	3	0	0.000	3	6	0	0.333
Georgia Tech	16	3	0	0.842	12	2	1	0.833	0	1	0	0.000	28	6	1	0.814
Louisville	0	1	0	0.000	0	0	0	0.000	0	0	0	0.000	0	1	0	0.000
Miami (Fla.)	9	1	0	0.900	6	7	1	0.464	2	0	0	1.000	17*	8	1	0.673
North Carolina	12	0	0	1.000	5	2	0	0.714	1	0	0	1.000	18	2	0	0.900
NC State	1	0	0	1.000	0	1	0	0.000	0	1	0	0.000	1	2	0	0.333
Pittsburgh	21	10	0	0.667	27	11	1	0.705	0	0	0	0.000	48*	21	1	0.693
Syracuse	2	1	0	0.667	1	1	0	0.500	3	1	0	0.750	6	3	0	0.667
Virginia	0	0	0	0.000	1	0	0	1.000	1	0	0	1.000	2	0	0	1.000
Virginia Tech	0	1	0	0.000	1	0	0	1.000	0	0	0	0.000	1	1	0	0.500
Wake Forest	2*	0	0	1.000	2	0	0	1.000	0	0	0	0.000	4	0	0	1.000
TOTAL	75	26	0	0.743	61*	31	3	0.658	11	6	0	0.647	146	63	3	0.696







COLLEGE FOOTBALL PLAYOFF (final 2018)			
Rk	Team	Record	Trend
1	Alabama	13-0	—
2	Clemson	13-0	—
3	NOTRE DAME	12-0	—
4	Oklahoma	12-1	+1
5	Georgia	11-2	-1
6	Ohio State	12-1	—
7	Michigan	10-2	—
8	UCF	11-0	—
9	Washington	10-3	+2
10	Florida	9-3	-1
11	LSU	9-3	-1
12	Penn State	9-3	—
13	Washington State	10-2	—
14	Kentucky	9-3	+1
15	Texas	9-3	-1
16	West Virginia	8-3	—
17	Utah	9-4	—
18	Mississippi State	8-4	—
19	Texas A&M	8-4	—
20	Syracuse	9-3	—
21	Fresno State	11-2	+4
22	Northwestern	8-5	-1
23	Missouri	8-4	+1
24	Iowa State	8-4	-1
25	Boise State	10-3	-3







ASSOCIATED PRESS TOP 25 (preseason)				
Rk	Team (1st Place Votes)	Record	Points	Trend
1	Clemson (52)	0-0	1540	—
2	Alabama (10)	0-0	1496	—
3	Georgia	0-0	1403	—
4	Oklahoma	0-0	1331	—
5	Ohio State	0-0	1261	—
6	LSU	0-0	1199	—
7	Michigan	0-0	1164	—
8	Florida	0-0	1054	—
9	NOTRE DAME	0-0	1044	—
10	Texas	0-0	1005	—
11	Oregon	0-0	860	—
12	Texas A&M	0-0	852	—
13	Washington	0-0	786	—
14	Utah	0-0	772	—
15	Penn State	0-0	651	—
16	Auburn	0-0	578	—
17	UCF	0-0	410	—
18	Michigan State	0-0	377	—
19	Wisconsin	0-0	370	—
20	Iowa	0-0	330	—
21	Iowa State	0-0	302	—
22	Syracuse	0-0	209	—
23	Washington State	0-0	200	—
24	Nebraska	0-0	154	—
25	Stanford	0-0	141	—

COACHES POLL (preseason)				
Rk	Team (1st Place Votes)	Rec.	Points	Trend
1	Clemson (59)	0-0	1619	—
2	Alabama (6)	0-0	1566	—
3	Georgia	0-0	1447	—
4	Oklahoma	0-0	1415	—
5	Ohio State	0-0	1368	—
6	LSU	0-0	1218	—
7	Michigan	0-0	1155	—
8	Florida	0-0	1103	—
9	NOTRE DAME	0-0	1100	—
10	Texas	0-0	1038	—
11	Texas A&M	0-0	893	—
12	Washington	0-0	834	—
13	Oregon	0-0	787	—
14	Penn State	0-0	699	—
15	Utah	0-0	642	—
16	Auburn	0-0	606	—
17	UCF	0-0	436	—
	Wisconsin	0-0	436	—
19	Iowa	0-0	343	—
20	Michigan State	0-0	313	—
21	Washington State	0-0	274	—
22	Syracuse	0-0	227	—
23	Stanford	0-0	200	—
24	Iowa State	0-0	169	—
25	Northwestern	0-0	161	—

Others receiving votes: Missouri, Army, Mississippi State, Miami, Northwestern, TCU, **Virginia**, Boise State, Cincinnati, South Carolina, **Virginia Tech**, Fresno State, Utah State, Minnesota, Memphis, Appalachian State, West Virginia, Oklahoma State, Arizona State, Arizona, **Southern Cal**.

Others receiving votes: Nebraska, Boise State, Mississippi State, Miami, Army, Kentucky, **Virginia Tech**, TCU, **Southern Cal**, Utah State, Fresno State, **Virginia**, Cincinnati, West Virginia, Memphis, Oklahoma State, South Carolina, NC State, **Duke**, **Boston College**, Florida State, Baylor, Appalachian State, North Texas, Houston, UCLA, Temple, Arizona State, Troy, Tennessee, Mississippi, Minnesota.

2019 NOTRE DAME OPPONENT UPDATE					
Rk	Team	Record	Last Week	This Week	Next Week
		0-0 0-0 ACC Atlantic		vs. Notre Dame 8 p.m.	vs. Eastern Kentucky, 7 p.m.
		0-0 0-0 MWC Mount.		vs. Sam Houston State, 6 p.m.	at Notre Dame 2:30 p.m.
3/3		0-0 0-0 SEC East		at Vanderbilt 7:30 p.m.	vs. Murray State 4 p.m.
RV/ RV		0-0 0-0 ACC Coastal		at Pittsburgh 7:30 p.m.	vs. William & Mary, 8 p.m.
		0-0 0-0 MAC East		vs. Morgan State 7 p.m.	at Kansas State 12 p.m.
RV/ RV		0-0 0-0 Pac-12 South		vs. Fresno State 10:30 p.m.	vs. Stanford 10:30 p.m.

2019 NOTRE DAME OPPONENT UPDATE					
Rk	Team	Record	Last Week	This Week	Next Week
7/7		0-0 0-0 Big Ten East		vs. Mid Tenn State, 7:30 p.m.	vs. Army 12 p.m.
RV/ RV		0-0 0-0 ACC Coastal		at Boston College 4 p.m.	vs. Old Dominion 12 p.m.
/RV		0-0 0-0 Coastal		at Alabama 3:30 p.m.	vs. NC A&T 6 p.m.
		0-0 0-0 AAC West		vs. Holy Cross 3:30 p.m.	vs. East Carolina 3:30 p.m.
/RV		0-0 0-0 ACC Atlantic		vs. Virginia Tech 4 p.m.	vs. Richmond 3:30 p.m.
25/ 23		0-0 0-0 Pac-12 North		vs. Northwestern 4 p.m.	at Southern Cal 10:30 p.m.

THE BRIAN KELLY FILE

37th year in coaching // 29th year as head coach // 10th year at Notre Dame					
Alma Mater: Assumption College (1983)					
School	Seasons	Record			Pct.
Grand Valley State	13	118	35	2	0.768
Central Michigan	3	19	16	0	0.543
Cincinnati	3	34	6	0	0.850
Notre Dame	10	81 [*]	35	0	0.704
TOTALS	29	252[*]	92	2	0.731

HONORS AND ACCOLADES

Year	Award
2018	Home Depot National Coach of the Year
2018	Stallings National Coach of the Year
2012	AP National Coach of the Year
2012	Walter Camp National Coach of the Year
2012	Sporting News National Coach of the Year
2012	Home Depot National Coach of the Year
2012	Liberty Mutual National Coach of the Year
2012	AFCA National Coach of the Year
2009	Home Depot National Coach of the Year

^{*} - Includes 20 regular-season wins and two postseason appearances vacated under discretionary NCAA penalty.

**BRIAN KELLY -
THE DICK CORBETT HEAD FOOTBALL COACH**

- Winningest coach in FBS (252^{*} wins)
- One of only two FBS coaches with over 300 games as a head coach
- Only three-time winner of The Home Depot Coach of the Year Award ('09, '12, '18)
- With 10 or more wins in 2012^{*}, 2015, 2017 and 2018, Kelly joins Lou Holtz as the only Notre Dame coaches to hit the double-digit mark in four or more seasons (Holtz finished his career at Notre Dame with five). Knute Rockne (three) and Ara Parseghian (three) also posted multiple seasons with 10 or more victories at Notre Dame.
- Ranks first in winning percentage among active FBS coaches (.731^{*}) who have coached in 300 or more career games
- Second-youngest coach to reach 200 career victories at a major school
- Has finished .500 or better in 27 of 29 seasons as a head coach
- Boasts a 16-8 record in postseason as a head coach
- Joins Knute Rockne (13), Frank Leahy, Ara Parseghian and Lou Holtz (11) as the only Notre Dame coaches to spend 10 or more seasons on the Irish sidelines.

WINNINGEST ACTIVE FBS COACHES (By wins)

Rk.	Coach	School	Years	Record			Pct.
1.	BRIAN KELLY	NOTRE DAME	29	252[*]	92	2	.731
2.	Mack Brown	North Carolina	30	244	122	1	.666
3.	Nick Saban	Alabama	23	232	63	1	.785
4.	Gary Patterson	TCU	19	167	63	0	.726
5.	Kirk Ferentz	Iowa	23	164	122	0	.573

ACTIVE FBS LONGEVITY

Rk.	Coach	School	Games
1.	Mack Brown	North Carolina	367
2.	BRIAN KELLY	NOTRE DAME	346[*]
3.	Nick Saban	Alabama	296
4.	Kirk Ferentz	Iowa	286
5.	Dave Clawson	Wake Forest	233

WINNINGEST ACTIVE FBS COACHES (By percentage, min. 5 years)

Rk.	Coach	School	Years	Record			Pct.
1.	Chris Petersen	Washington	13	139	33	0	.808
2.	Dabo Swinney	Clemson	11	116	30	0	.795
3.	Nick Saban	Alabama	23	232	63	1	.785
4.	Jimbo Fisher	Texas A&M	9	92	27	0	.773
5.	Chip Kelly	UCLA	5	49	16	0	.754
6.	BRIAN KELLY	NOTRE DAME	29	252[*]	92	2	.731
7.	Gary Patterson	TCU	19	167	63	0	.726
8.	Jim Harbaugh	Michigan	11	96	39	0	0.711

MOST YEARS COACHING (ACTIVE FBS)

Rk.	Coach	School	Years
1.	Mack Brown	North Carolina	30
2.	BRIAN KELLY	NOTRE DAME	29
3.	Nick Saban	Alabama	23
4.	Kirk Ferentz	Iowa	23
5.	Dave Clawson	Wake Forest	19

THE RECORD WHEN...								
Stat	Kelly's Career Record (W-L-T)			Kelly at ND Record (W-L)		2019 Record (W-L)		
Home	125	33	1	32	13	0	0	
Away	90	50	1	16	16	0	0	
Neutral	16	8	0	12	5	0	0	
In overtime	4	5	0	0	3	0	0	
Coming off a loss	50	29	0	16	13	0	0	
Coming off a win	164	51	1	40	21	0	0	
Coming off an open date	19	2	0	8	1	0	0	
vs. AP Top 25	23	18	0	13	14	0	0	
Both teams are in the AP Top 25	14	16	0	10	14	0	0	
Neither team is in the AP Top 25	49	28	0	17	12	0	0	
Team is ranked higher	58	15	0	36	12	0	0	
Opponent is ranked higher	9	14	0	6	10	0	0	
vs. In-State Opponents	74	22	2	4	0	0	0	
In August	4	2	0	1	0	0	0	
In September	72	34	0	20	11	0	0	
In October	79	24	2	19	7	0	0	
In November	65	26	0	17	13	0	0	
In December	10	2	0	2	1	0	0	
In January	1	3	0	1	2	0	0	
On TV (except GVSU regular season)	88	41	0	60	34	0	0	
On NBC	36	13	0	36	13	0	0	
On NBCSN	2	0	0	2	0	0	0	
On ABC	15	11	0	13	11	0	0	
On ESPN	13	7	0	5	5	0	0	
On ESPN2	8	2	0	0	0	0	0	
On CBS	3	2	0	3	2	0	0	
On FOX	1	3	0	1	3	0	0	
On CBS Sports Network	0	0	0	0	0	0	0	
Afternoon Games	155	61	2	37	17	0	0	
Night Games (6 p.m. or later)	76	30	0	22	17	0	0	
Decided by three points or fewer	39	23	2	6	11	0	0	
Decided by seven points or fewer	72	38	2	17	15	0	0	
Scoring first	158	37	0	44	19	0	0	
Opponent scores first	71	54	2	16	15	0	0	
Leading at halftime	187	20	0	52	10	0	0	
Tied at halftime	15	3	0	4	1	0	0	
Trailing at halftime	29	68	2	4	23	0	0	
Leading after three quarters	198	17	0	50	9	0	0	
Tied after three quarters	12	6	1	4	5	0	0	
Trailing after three quarters	21	68	1	6	20	0	0	

THE RECORD WHEN...								
Stat	Kelly's Career Record (W-L-T)			Kelly at ND Record (W-L)		2019 Record (W-L)		
Scoring 40+ points	90	3	0	22	2	0	0	
Scoring 30-39 points	65	11	0	19	7	0	0	
Scoring 20-29 points	55	36	1	13	14	0	0	
Scoring 0-19 points	20	41	1	5	11	0	0	
Allowing 40+ points	7	22	0	1	8	0	0	
Allowing 30-39 points	16	35	0	5	15	0	0	
Allowing 20-29 points	62	26	1	14	9	0	0	
Allowing 0-19 Points	145	8	1	39	2	0	0	
Outrushing opponent	181	29	1	44	8	0	0	
Getting outrushed	45	60	1	14	26	0	0	
Passing for more yards	146	61	1	33	28	0	0	
Passing for fewer yards	83	29	1	26	6	0	0	
Outgaining opponent	192	31	1	47	14	0	0	
Outgained by opponent	36	57	1	12	20	0	0	
Winning time of possession battle	118	28	0	29	6	0	0	
Losing time of possession battle	110	61	2	30	28	0	0	
Scoring a defensive or special teams TD	70	9	0	11	5	0	0	
Allowing a defensive or special teams TD	24	30	0	10	11	0	0	
Fewer penalty yards	70	41	1	31	16	0	0	
More penalty yards	152	47	1	27	17	0	0	
Winning turnover battle	132	15	0	29	4	0	0	
Losing turnover battle	61	52	1	21	24	0	0	
Having an individual 100-yard rusher	109	26	1	26	9	0	0	
Having an individual 100-yard receiver	90	32	0	20	15	0	0	
Having an individual 200-yard passer	152	49	1	38	24	0	0	
Allowing an individual 100-yard rusher	42	50	1	10	22	0	0	
Allowing an individual 100-yard receiver	68	38	0	12	13	0	0	
Allowing an individual 200-yard passer	93	47	1	26	23	0	0	

2019 HONORS & AWARDS			
Player	Year	Pos.	Awards
Jafar Armstrong	Jr.	RB	Doak Walker Award Watch List
Ian Book	Sr.	QB	Maxwell Trophy Watch List Davey O'Brien Award Watch List Walter Camp Award Watch List
Liam Eichenberg	Jr.	OL	Outland Trophy Watch List
Jalen Elliott	Sr.	S	Wuerffel Trophy Watch List
Alohi Gilman	Sr.	S	Associated Press Preseason All-American (Second Team) Bronko Nagurski Trophy Watch List Jim Thorpe Award Watch List
Khalid Kareem	Sr.	DL	Chuck Bednarik Award Watch List Bronko Nagurski Trophy Watch List
Tommy Kraemer	Jr.	OL	Associated Press Preseason All-American (Second Team) Outland Trophy Watch List
Cole Kmet	Jr.	TE	John Mackey Award Watch List
Tony Jones, Jr.	Sr.	RB	Doak Walker Award Watch List
Julian Okwara	Sr.	DE	Associated Press Preseason All-American (Second Team) Bronko Nagurski Trophy Watch List
Jarrett Patterson	So.	C	Rimington Trophy Watch List

STARTER SHEET (2018 starts for 2019 returning players)				
OFFENSE	Pos.	2018	Streak	Career
Tommy Kraemer	RG/RT	9	3	21
Chase Claypool	WR	11	2	19
Robert Hainsey	RT/RG	12	13	13
Liam Eichenberg	LT	12	13	12
Ian Book	QB	8	2	9
Cole Kmet	TE	7	0	7
Chris Finke	WR	6	1	7
Trevor Ruhland	LG/RG	5	0	5
Tony Jones, Jr.	RB	3	0	4
Aaron Banks	LG	5	5	5
Jafar Armstrong	RB	2	0	2
Brock Wright	TE	1	0	1
DEFENSE	Pos.	2018	Streak	Career
Jalen Elliott	S	12	25	25
Troy Pride Jr.	CB	11	5	18
Daelin Hayes	DL	1	0	13
Khalid Kareem	DL	12	12	12
Alohi Gilman	S	12	12	12
Julian Okwara	DL	11	11	11
Asmar Bilal	LB	9	1	9
Donte Vaughn	CB	1	0	5
Shaun Crawford	CB	0	0	3
Houston Griffith	CB	1	0	1
Jordan Genmark Heath	LB	1	0	1

CAREER STARTS BY POSITION										
WR	LT	LG	C	RG	RT	TE	WR	QB	WR	RB
	Eichenberg (12)	Banks (5)		Kraemer (8)	Kraemer (13)	Kmet (7)	Claypool (19)	Book (9)	Finke (7)	Jones Jr. (4)
		Ruhland (2)		Ruhland (3)	Hainsey (12)	Wright (1)				Armstrong (2)
				Hainsey (1)						
DL	DL	DL	DL	LB	LB	LB	CB	S	S	CB
Kareem (12)			Hayes (13)	Genmark Heath (1)		Bilal (9)	Pride (18)	Gilman (12)	Elliott (25)	Vaughn (4)
			Okwara (11)				Crawford (3)			
							Griffith (1)			
							Vaughn (1)			

NOTRE DAME
Rushing

Had 500 or more yards:	at Boston College, 2017 (515)
Had 450-499 or more yards:	vs. Massachusetts, 2015 (457)
Had 400-449 or more yards:	vs. Temple, 2017 (422)
Had 300-399 or more yards:	vs. Florida State, 2018 (365)
Had 70 or more rushing attempts:	vs. Michigan State, 1991 (76)
Had 60 or more rushing attempts:	vs. Navy, 2007 (63)
Had 50 or more rushing attempts:	vs. Florida State, 2018 (50)
Had eight or more rush TDs:	vs. Pittsburgh, 1965 (9)
Had seven rush TDs:	at Boston College, 2017 (7)
Had six rush TDs:	at Wake Forest, 2018 (6)
Had five rush TDs:	vs. USC, 2017 (5)
Had four rush TDs:	vs. Navy, 2018 (4)
Had two players with 200 rush yards in a game:	at Boston College, 2017 (Josh Adams 229, Brandon Wimbush 207)
Had three players with 100 rush yards in a game:	vs. Temple, 2017 (Josh Adams 161, DeShone Kizer 124, Brandon Wimbush 106)
Had two players with 100 rush yards in a game:	vs. USC, 2017 (Josh Adams 191, Brandon Wimbush 106)

Passing

Had 500 or more yards:	at USC, 1970 (526)
Had 400-499 yards:	vs. Syracuse, 2016 (471)
Had 300-399 yards:	at Northwestern, 2018 (343)
Had 50 or more pass attempts:	at Florida State, 2014 (52)
Had 40-49 pass attempts:	vs. Georgia, 2017 (40)
Had 30-39 pass attempts:	at USC, 2018 (39)
Had 35-39 pass completions:	at Clemson, 2015 (35)
Had 30-34 pass completions:	at Florida State, 2014 (31)
Had 25-29 pass completions:	vs. Navy, 2018 (27)
Had six or more passing TDs:	vs. BYU, 2005 (6)
Had five or more passing TDs:	at Texas, 2016 (5)
Had four or more passing TDs:	vs. Stanford, 2018 (4)
Had three or more passing TDs:	vs. Florida State, 2018 (3)
Had five or more passes intercepted:	vs. USC, 1967 (7)
Had four or more passes intercepted:	at Arizona State, 2014 (4)
Had three or more passes intercepted:	vs. Ball State, 2018 (3)

Receiving

Had two players with 100 receiving yards in a game:	at Stanford, 2017 (Kevin Stepherson - 112, Equanimeous St. Brown - 111)
Had a player with over 150 receiving yards in a game:	vs. Wake Forest, 2017 (Chase Claypool - 180)
Had two players with 10 catches in a game:	vs. BYU, 2005 (Maurice Stovall - 14, Jeff Samardzija - 10)

Combination Offense

Had a 400-yard passer and 100-yard rusher in a game:	vs. Syracuse, 2016 (DeShone Kizer - 471, Josh Adams - 102)
Had a 300-yard passer and 100-yard rusher in a game:	vs. Navy, 2018 (Ian Book - 330, Dexter Williams - 142)
Had a 400-yard passer and 100-yard receiver in a game:	vs. Syracuse, 2016 (DeShone Kizer - 471, Equanimeous St. Brown - 182)
Had a 300-yard passer and 100-yard receiver in a game:	vs. Northwestern, 2018 (Ian Book - 343, Chase Claypool - 130)
Had a 400-yard passer, 100-yard rusher and 100-yard receiver in a game:	vs. Syracuse, 2016 (DeShone Kizer - 471, Josh Adams - 102, Equanimeous St. Brown - 182)
Had a 300-yard passer, 100-yard rusher and 100-yard receiver in a game:	vs. Syracuse, 2016 (DeShone Kizer - 471, Josh Adams - 102, Equanimeous St. Brown - 182)
Had a 200-yard passer, 100-yard rusher and 100-yard receiver in a game:	at Virginia Tech, 2018 (Ian Book - 271, Dexter Williams - 178, Miles Boykin - 117)
Had a 400-yard passer and 100-yard rusher in a game:	vs. Syracuse, 2016 (DeShone Kizer - 471, Josh Adams - 102)
Had a 300-yard passer and 100-yard rusher in a game:	vs. Syracuse, 2016 (DeShone Kizer - 471, Josh Adams - 102)
Had a 200-yard passer and 100-yard rusher in a game:	at Virginia Tech, 2018 (Ian Book - 271, Dexter Williams - 178)
Had a 100-yard receiver and 100-yard rusher in a game:	at Virginia Tech, 2018 (Miles Boykin - 117, Dexter Williams - 178)

Total Offense

Had 700 or more yards total offense:	vs. Wake Forest, 2017 (710)
Had 650-699 or more yards total offense:	vs. Syracuse, 2016 (654)
Had 600-649 or more yards total offense:	at Boston College, 2017 (611)
Had 500-599 yards total offense:	vs. Navy, 2018 (584)
Had 400-499 yards total offense:	at USC, 2018 (473)
Had 100 or more plays total offense:	vs. Pittsburgh, 2012 (104)
Had 85-99 plays total offense:	vs. Stanford, 2018 (88)
Had 75-84 plays total offense:	vs. Florida State, 2018 (75)

Scoring

Scored 60 or more points:	vs. Massachusetts, 2015 (62)
Scored 50–59 points:	at Wake Forest, 2018 (56)
Scored 40–49 points:	vs. Florida State, 2018 (42)
Scored 30–39 points:	vs. Syracuse, 2018 (36)
Scored a two-point conversion:	vs. LSU (Citrus Bowl), 2017
Allowed 60 or more points:	Never
Allowed 50–59 points:	at Texas, 2016 (50)
Allowed 40–49 points:	at USC, 2016 (45)
Allowed 30–39 points:	at Stanford, 2017 (38)
Was held scoreless:	at Boston College, 2008 (17–0)
Was held scoreless at home:	USC, 2007 (38–0)
Was held scoreless on the road:	at Boston College, 2008 (17–0)
Was held without offensive touchdown:	vs. Clemson, 2019 Cotton Bowl (30–3)
Was held without offensive touchdown on the road:	at NC State, 2016 (10–3)
Was held without offensive touchdown at home:	vs. USC, 2007 (38–0)
Held opponent scoreless:	vs. Michigan, 2014 (31–0)
Held opponent scoreless at home:	vs. Michigan, 2014 (31–0)
Held opponent scoreless on the road:	at Purdue, 1993 (17–0)
Held opponent without offensive touchdown:	vs. Syracuse, 2018 (36–3)
Held opponent without offensive touchdown on the road/neutral:	vs. Syracuse, 2018 (36–3)
Held opponent without offensive touchdown at home:	vs. Texas, 2015 (38–3)
Held opponent scoreless at neutral site:	vs. Maryland (Giants Stadium – East Rutherford, NJ), 2002 (22–0)
Held two or more opponents scoreless in a season:	2002 vs. Maryland (22–0) vs. Rutgers (42–0)
Held three or more opponents scoreless in a season:	1976 vs. Purdue (23–0) at Northwestern (49–0), vs. Oregon (41–0)
Held four or more opponents scoreless in a season:	1966 vs. Army (35–0) vs. North Carolina (32–0), at Oklahoma (38–0), vs. Pittsburgh (40–0) vs. Duke (64–0), at USC (51–0)
Held five or more opponents scoreless in a season:	1966 vs. Army (35–0) vs. North Carolina (32–0), at Oklahoma (38–0), vs. Pittsburgh (40–0) vs. Duke (64–0), at USC (51–0)
Held six or more opponents scoreless in a season:	1966 vs. Army (35–0) vs. North Carolina (32–0), at Oklahoma (38–0), vs. Pittsburgh (40–0) vs. Duke (64–0), at USC (51–0)
Had multiple players with multiple TDs in a game:	vs. Florida State, 2018 (Dexter Williams – 2, Alizé Mack – 2)

Turnovers

Did not commit a turnover:	vs. Stanford, 2018
Committed six or more turnovers:	vs. Navy, 1984 (6)
Committed five turnovers:	vs. Boston College, 2015 (5)
Lost four or more fumbles:	vs. Michigan State, 1999 (4)
Lost three fumbles:	at Clemson, 2015 (3)
Recorded six or more takeaways:	vs. Michigan, 2012 (6)
Recorded five takeaways:	vs. Boston College, 2009 (5)
Returned two or more interceptions for TDs:	vs. Stanford, 2002 (2) (Shane Walton – 18 yards, Courtney Watson – 34 yards)
Returned an interception for a TD:	vs. NC State, 2017 (1) (Julian Love – 69 yards)
Returned a fumble for a TD:	at Virginia Tech, 2018 (1) (Julian Love – 42 yards)

Defense

Held opponent to 50 or fewer rushing yards:	vs. NC State, 2017 (50)
Held opponent to 100 or fewer passing yards:	vs. Navy, 2018 (52)
Held opponent to 101–200 passing yards:	vs. Syracuse, 2018 (115)
Held opponent to 201–300 yards total offense:	vs. Syracuse, 2018 (234)
Held opponent to 200 or fewer yards total offense:	at NC State, 2016 (198)
Intercepted five or more passes:	vs. Michigan, 2012 (5)
Intercepted four passes:	vs. Rutgers (Pinstripe Bowl), 2013 (4)
Intercepted three passes:	vs. Syracuse, 2018 (3)
Forced five or more fumbles:	vs. Washington, 2004 (5)
Forced four fumbles:	at UCLA, 2007 (4)
Forced three fumbles:	at NC State, 2016 (3)
Scored a safety:	at North Carolina, 2017
Recorded nine or more sacks:	vs. Rutgers, 1996 (9)
Recorded eight sacks:	vs. Hawai'i (Hawai'i Bowl), 2008 (8)
Recorded seven sacks:	at Stanford, 2005 (7)
Recorded six sacks:	vs. Syracuse, 2018 (6)
Recorded five sacks:	at Northwestern, 2018 (5)
Held opponent to 10 or fewer first downs:	vs. Stanford, 2018 (10)

Special Teams

Returned a punt for a TD:	vs. Massachusetts, 2015 (C.J. Sanders, 50 yards)
Returned a blocked punt for a TD:	vs. USC, 2015 (Amir Carlisle, 5 yards)
Returned a kickoff for a TD:	vs. Syracuse, 2016 (C.J. Sanders, 93 yards)
Returned a blocked FG for a TD:	at Air Force, 2006 (Terrail Lambert, 76 yards)
Blocked a punt:	vs. USC, 2015 (Equineameous St. Brown)
Punted 10 or more times:	USC, 2007 (10)
Did not punt:	vs. Navy, 2013
Blocked a field goal:	vs. LSU (Music City Bowl), 2014 (Isaac Rochell)
Had a field goal blocked:	at Texas, 2016
Blocked a PAT kick:	vs. Florida State, 2018 (Jerry Tillery)
Scored on a blocked PAT attempt:	vs. Florida State, 2018 (Julian Love)
Missed a kicking PAT:	vs. Syracuse, 2018
Had a kicking PAT blocked:	vs. Florida State, 2018
Opponent scored on a blocked PAT attempt:	vs. Northwestern, 2014
Had a punt blocked:	at Northwestern, 2018

Miscellaneous

Had 30 or more first downs:	vs. Wake Forest, 2017 (30)
Had 25–29 first downs:	at Northwestern, 2018 (25)
Had 20–24 first downs:	vs. USC, 2018 (23)
Was not penalized:	at LSU, 1997
Had 10 or more penalties:	at North Carolina, 2017 (10)
Had 120 or more yards in penalties:	at Rutgers, 2000 (120)
Had 40 minutes or more of possession time:	vs. Washington State, 2009 (40:54)
Had 35–40 minutes of possession time:	at North Carolina, 2017 (36:32)
Was involved in a tie game:	at USC, 1994 (17–17)
Was involved in an overtime game:	at Texas, 2016 (47–50)
Was involved in a double overtime game:	at Texas, 2016 (47–50)
Was involved in a triple overtime game:	vs. Pittsburgh, 2012 (29–26)
Was involved in a quadruple overtime game:	vs. Pittsburgh, 2008 (33–36)

A NOTRE DAME PLAYER
Rushing

Rushed for 250-299 yards:	Julius Jones at Pittsburgh, 2003 (262)
Rushed for 200-249 yards:	Dexter Williams vs. Florida State, 2018 (202)
Rushed for 175-199 yards:	Dexter Williams at Virginia Tech, 2018 (178)
Rushed for 150-174 yards:	Dexter Williams vs. Stanford, 2018 (161)
Rushed for 125-149 yards:	Dexter Williams vs. Navy, 2018 (142)
Rushed for 100-124 yards:	Tony Jones Jr. vs. Vanderbilt, 2018 (118)
Quarterback rushed for 200 or more yards:	Brandon Wimbush at Boston College, 2017 (207)
Quarterback rushed for 100-199 or more yards:	Brandon Wimbush vs. Wake Forest, 2017 (110)
Rushed 40 or more times:	Allen Pinkett at LSU, 1984 (40)
Rushed 35-39 times:	Julius Jones vs. BYU, 2003 (35)
Rushed 30-34 times:	James Aldridge vs. Navy, 2007 (32)
Rushed 25-29 times:	Josh Adams vs. NC State, 2017 (27)
Rushed for four or more TDs:	Brandon Wimbush at Boston College, 2017 (4)
Rushed for three TDs:	Dexter Williams vs. Navy, 2018 (3)
Rushed for two TDs:	Dexter Williams vs. Florida State, 2018 (2)
Had a run of 90 yards or more:	Dexter Williams at Virginia Tech, 2018 (97)
Had a run of 80-89 yards:	Josh Adams vs. USC, 2017 (84)
Had a run of 70-79 yards:	Josh Adams vs. NC State, 2017 (77)
Had a run of 60-69 yards:	Josh Adams at Boston College, 2017 (65) Brandon Wimbush at Boston College, 2017 (65) Josh Adams at Boston College, 2017 (64)
Had a run of 50-59 yards:	Dexter Williams at USC, 2018 (52)

Passing

Passed for 500 or more yards:	Joe Theismann at USC, 1970 (526)
Passed for 400-499 yards:	DeShone Kizer vs. Syracuse, 2016 (471)
Passed for 300-399 yards:	Ian Book at USC, 2018 (352)
Attempted 50 or more passes:	Everett Golson at Florida State, 2014 (52)
Attempted 40-49 passes:	Brandon Wimbush vs. Georgia, 2017 (40)
Attempted 30-39 passes:	Ian Book at USC, 2018 (39)
Completed 30 or more passes:	Everett Golson at Florida State, 2014 (31)
Completed 20-29 passes:	Ian Book at USC, 2018 (22)
Threw six TDs:	Brady Quinn vs. BYU, 2005 (6)
Threw five or more TDs:	DeShone Kizer at Texas, 2016 (5)
Threw four or more TDs:	Ian Book vs. Stanford, 2018 (4)
Threw three or more TDs:	Brandon Wimbush vs. Florida State, 2018 (3)
Threw five or more interceptions:	Terry Hanratty vs. USC, 1967 (5)
Threw four interceptions:	Everett Golson at Arizona State, 2014 (4)
Threw three interceptions:	Brandon Wimbush vs. Ball State, 2018 (3)
Completed a pass of 90 yards or more:	Dayne Crist vs. Michigan, 2010 (95)
Completed a pass of 80-89 yards:	Brandon Wimbush at Stanford, 2017 (83)
Completed a pass of 70-79 yards:	Brandon Wimbush at Stanford, 2017 (75)
Completed a pass of 60-69 yards:	Ian Book at Wake Forest, 2018 (66)
Completed a pass of 50-59 yards:	Ian Book at USC, 2018 (51)

Receiving

Caught 15 or more passes:	Never
Caught 10-14 passes:	Miles Boykin vs. Stanford, 2018 (11)
Caught seven to nine passes:	Chris Finke at USC, 2018 (7)
Had 200 or more yards receiving:	Golden Tate at Stanford, 2009 (201)
Had 175-199 yards receiving:	Chase Claypool vs. Wake Forest, 2017 (180)
Had 150-174 yards receiving:	Will Fuller at Pittsburgh, 2015 (152)
Had 100-149 yards receiving:	Chase Claypool at Northwestern, 2018 (130)
Caught four or more TDs:	Maurice Stovall vs. BYU, 2005 (4)
Caught three TDs:	Will Fuller at Pittsburgh, 2015 (3)
Caught two TDs:	Alizé Mack vs. Florida State, 2018 (2)

Total Offense

Had 500 or more yards total offense:	Joe Theismann at USC, 1970 (512)
Had 400-499 yards total offense:	DeShone Kizer vs. Syracuse, 2016 (472)
Had 100 yards both passing and rushing:	Brandon Wimbush vs. Wake Forest, 2017 (280 passing, 110 rushing)

Scoring

Accounted for six or more touchdowns:	DeShone Kizer at Texas, 2016 (1 rushing, 5 passing)
Accounted for five touchdowns:	Ian Book at Wake Forest, 2018 (3 rushing, 2 passing)
Accounted for four touchdowns:	Ian Book vs. Stanford, 2018 (4 passing)
Accounted for three touchdowns:	Ian Book at Northwestern, 2018 (1 rushing, 2 passing)

Defense

Intercepted three or more passes:	Harrison Smith vs. Miami (Fla.), 2010 (3)
Intercepted two passes:	Alohi Gilman vs. Syracuse, 2018 (2)
Recovered three or more fumbles:	Never
Forced two fumbles:	Maurice Crum, Jr. at UCLA, 2007 (2)
Recovered two fumbles:	Julian Love vs. Vanderbilt, 2018 (2)
Recorded 20 or more tackles:	Manti Te'o vs. Stanford, 2010 (21)
Recorded 15-20 tackles:	Te'von Coney vs. LSU (Citrus Bowl), 2017 (17)
Recorded 10-14 tackles:	Julian Love at USC, 2018 (12)
Recorded 4.0 or more sacks:	Jerry Tillery vs. Stanford, 2018 (4.0)
Recorded 3.0-3.5 sacks:	Romeo Okwara vs. Wake Forest, 2015 (3.0)
Recorded 2.0-2.5 sacks:	Drue Tranquill vs. Syracuse, 2018 (2.0)

Special Teams

Scored 17 or more points kicking:	Kyle Brindza vs. Rutgers (Pinstripe Bowl), 2013 (17)
Scored 15-16 points kicking:	Kyle Brindza at USC, 2012 (16)
Scored 10-14 points kicking:	Justin Yoon vs. Syracuse, 2018 (12)
Kicked five or more field goals:	Kyle Brindza vs. Rutgers (Pinstripe Bowl), 2013 (5)
Kicked four field goals:	Justin Yoon vs. Georgia, 2017
Kicked two field goals of 50 or more yards:	Never
Kicked a field goal of 50 or more yards:	Justin Yoon vs. Navy, 2015 (52)
Kicked a punt 70 or more yards:	Tyler Newsome vs. Michigan State, 2016 (71)
Kicked a punt 60-69 yards:	Tyler Newsome vs. Vanderbilt, 2018 (63)
Punted 10 or more times:	Geoff Price vs. USC, 2007 (10)
Totaled 175 or more kickoff return yards:	C.J. Sanders at Stanford, 2015 (182)
Totaled 100 or more punt return yards:	Golden Tate at Pittsburgh, 2009 (101)

AN OPPOSING TEAM
Rushing

Had 400 or more yards:	Pittsburgh, 1975 (411)
Had 300-399 yards:	Navy, 2015 (318)
Had 200-299 yards:	Navy, 2018 (292)
Had 50 or more rushing attempts:	Wake Forest, 2018 (61)
Had five or more rush TDs:	Texas, 2016 (5)
Had four rush TDs:	Ohio State (Fiesta Bowl), 2015 (4)
Had two or more players with 100 rush yards in a game:	BYU, 2013 (Taysom Hill – 101, Paul Lasike – 101)

Passing

Had 400 or more yards:	USC, 2015 (440)
Had 300-399 yards:	USC, 2018 (349)
Had 60 or more pass attempts:	Tennessee, 1990 (60)
Had 50-59 pass attempts:	USC, 2018 (51)
Had 40-49 pass attempts:	Florida State, 2018 (48)
Had 30 or more pass completions:	USC, 2018 (37)
Had five or more passing TDs:	USC, 2014 (6)
Had four passing TDs:	Stanford, 2017 (4)
Had three passing TDs:	Duke, 2016 (3)

Receiving

Had two players with 100 receiving yards in a game: USC, 2009
(Anthony McCoy 153, Damien Williams 108)

Total Offense

Had 600 or more yards total offense: Ohio State, 2006 Fiesta Bowl (617)
Had 500-599 yards total offense: Wake Forest, 2017 (587)
Had 400-499 yards total offense: USC, 2018 (443)
Had 90 or more plays: Wake Forest, 2018 (92)
Had 80-89 plays: Virginia Tech, 2018 (85)
Had 75-79 plays: USC, 2018 (75)

Scoring

Scored 60 or more points: Never
Scored 50-59 points: Texas, 2016 (50)
Scored 40-49 points: Miami, Fla., 2017 (41)
Scored 30-39 points: Stanford, 2017 (38)
Scored a two-point conversion: Navy, 2018

Turnovers

Did not commit a turnover: LSU, 2017
Had three or more fumbles lost: Navy, 2012 (3)
Intercepted five or more passes: USC, 1967 (7)
Intercepted four passes: Arizona State, 2014 (4)
Intercepted three passes: Ball State, 2018
Returned an interception for a TD: at Miami, Fla., 2017
(Trajan Bandy – 65 yards)
Returned a fumble for a TD: Pittsburgh, 2015
(Ejuan Price – 32 yards)

Defense

Held ND to 10 or fewer first downs: at NC State, 2016 (10)
Scored a safety: vs. Stanford, 2016
Held ND to 50 or fewer rushing yards: at Arizona State, 2014 (41)
Held ND to 101-200 passing yards: vs. Florida State, 2018 (130)
Held ND to 100 or fewer passing yards: at Boston College, 2017 (96)
Held ND to 201-300 yards total offense: at Miami, Fla., 2017 (261)
Held ND to 200 or fewer yards total offense: at NC State, 2016 (113)

Special Teams

Returned a punt for a TD: at USC, 2016 (Adore Jackson – 55 yards)
Returned a blocked punt for a TD: NC State, 2017
(Germaine Pratt – 0 yards)
Returned a kickoff for a TD: Pittsburgh, 2018 (Maurice Ffrench – 99 yards)
Returned a punt for TD and kickoff for TD in same game: at USC, 2016
(Adore Jackson – 55 yd PR; 97 yd KO)
Punted 10 or more times: Boston College, 2010 (11)
Did not punt: Miami (Fla.), 1985
Missed a kicking PAT: Massachusetts, 2015

Miscellaneous

Had 30 or more first downs: Wake Forest, 2017 (34)
Had 20-29 first downs: USC, 2018 (24)
Had 10 or more penalties: NC State, 2017 (12)
Had 100 or more yards in penalties: Georgia, 2017 (127)
Had 35 minutes or more of possession time: LSU, 2017 (37:32)
Had one 100-yard receiver and one 100-yard rusher: Wake Forest, 2017
(Matt Colburn, 120 rushing; Anthony Bachman, 116 receiving)

AN OPPOSING PLAYER

Rushing

Rushed for 300 or more yards: Tony Dorsett, Pittsburgh, 1975 (303)
Rushed for 200-299 yards: Alexander Teich, Navy, 2010 (210)
Rushed for 150-199 yards: Tyler Gaffney, Stanford, 2013 (189)
Rushed for 100-149 yards: Malcolm Perry, Navy, 2018 (133)
Rushed 40 or more times: Craig Heyward, Pittsburgh, 1987 (42)
Rushed 30-39 times: Tyler Gaffney, Stanford, 2013 (33)
Rushed 25-29 times: Ezekiel Elliott, Ohio State (Fiesta Bowl), 2015 (27)
Rushed for five or more TDs: Walter Reyes, Syracuse, 2003 (5)
Rushed for four TDs: Ezekiel Elliott, Ohio State (Fiesta Bowl), 2015 (4)
Rushed for three TDs: Tyrone Swoopes, Texas, 2016 (3)
Rushed for two TDs: Cam Akers, Florida State, 2018 (2)
Had a run of 80 yards or more: Jeff Smith, Boston College, 2015 (80)
Had a run of 70-79 yards: Gerald Holmes, Michigan State, 2016 (73)
Had a run of 60-69 yards: Ronald Jones II, USC, 2015 (65)
Had a run of 50-59 yards: Malcolm Perry, Navy, 2018 (58)

Passing

Passed for 500 or more yards: Never
Passed for 400-499 yards: Matt Leinart, USC, 2004 (400)
Passed for 300-399 yards: JT Daniels, USC, 2018 (349)
Attempted 60 or more passes: Andy Kelly, Tennessee, 1990 (60)
Attempted 50-59 passes: JT Daniels, USC, 2018 (51)
Attempted 40-49 passes: Deondre Francois, Florida State, 2018 (47)
Completed 30 or more passes: JT Daniels, USC, 2018 (37)
Completed 20-29 passes: Deondre Francois, Florida State, 2018 (23)
Threw six or more TDs: Cody Kessler, USC, 2014 (6)
Threw five TDs: Matt Leinart, USC, 2004 (5)
Threw four TDs: KJ Costello, Stanford, 2017 (4)
Threw three TDs: Daniel Jones, Duke, 2016 (3)
Completed a pass of 90 yards or more: Kyle Orton, Purdue, 2004 (97)
Completed a pass of 80-89 yards: Cody Kessler, USC, 2015 (83)
Completed a pass of 70-79 yards: Eric Dungey, Syracuse, 2016 (72)
Completed a pass of 60-69 yards: Daniel Jones, Duke, 2016 (64)
Completed a pass of 50-59 yards: Shea Patterson, Michigan, 2018 (52)

Receiving

Caught 15 or more passes: Jalen Saunders, Oklahoma, 2012 (15)
Caught 10-14 passes: Tyler Vaughns, USC, 2018 (12)/Amon St. Brown, USC, 2018 (10)
Caught seven to nine passes: Michae Pittman, USC, 2018 (7)
Had 200 or more yards receiving: Selwyn Lymon, Purdue, 2006 (238)
Had 150-199 yards receiving: Canaan Severin, Virginia, 2015 (153)
Had 100-149 yards receiving: Tyler Vaughns, USC, 2018 (120)
Caught three or more TD passes: Jeremy Gallon, Michigan, 2013 (3)
Caught two TD passes: James Gardner, Miami (Ohio), 2017 (2)

Scoring

Accounted for six or more touchdowns: Cody Kessler, USC, 2014 (6 passing, 0 rushing)
Accounted for five touchdowns: Eric Dungey, Syracuse, 2016 (2 passing, 3 rushing)
Accounted for four touchdowns: KJ Costello, Stanford, 2017 (4 passing, 0 rushing)
Accounted for three touchdowns: John Wolford, Wake Forest, 2017 (2 passing, 1 rushing)

Defense

Intercepted three or more passes: Rod Johnson, North Carolina State, 2003 (3)
Intercepted two passes: Justin Simmons, Boston College, 2015 (2)
Recorded three or more sacks: Bradley Chubb, NC State, 2016 (3.0)
Recorded two sacks: Marlon Tuipolotu, USC, 2018 (2.0)

Special Teams

Kicked four or more field goals: Jack Mitchell, Northwestern, 2014 (4)
Kicked a field goal 50 or more yards: Matt Payne, BYU, 2004 (53)
Kicked a punt of 65 or more yards: Jake Bailey, Stanford, 2017 (65)
Totalled 100 or more kick return yards: Jaylen Samuels, NC State, 2017 (116)

Team Statistics	ND	OPP
SCORING	408	237
Points Per Game	31.4	18.2
Points Off Turnovers	58	34
FIRST DOWNS	304	259
Rushing	127	95
Passing	156	141
Penalty	21	23
RUSHING YARDAGE	2374	1813
Yards gained rushing	2695	2154
Yards lost rushing	321	341
Rushing Attempts	536	472
Average Per Rush	4.4	3.8
Average Per Game	182.6	139.5
TDs Rushing	27	16
PASSING YARDAGE	3347	2703
Comp-Att-Int	268-418-13	276-485-12
Average Per Pass	8.0	5.6
Average Per Catch	12.5	9.8
Average Per Game	257.5	207.9
TDs Passing	23	10
TOTAL OFFENSE	5721	4516
Total Plays	954	957
Average Per Play	6.0	4.7
Average Per Game	440.1	347.4
KICK RETURNS: #-Yards	13-276	33-762
PUNT RETURNS: #-Yards	20-196	18-149
INT RETURNS: #-Yards	12-159	13-132
KICK RETURN AVERAGE	21.2	23.1
PUNT RETURN AVERAGE	9.8	8.3
INT RETURN AVERAGE	13.2	10.2
FUMBLES-LOST	10-4	16-9
PENALTIES-Yards	67-596	65-548
Average Per Game	45.8	42.2
PUNTS-Yards	54-2367	69-2856
Average Per Punt	43.8	41.4
Net punt average	37.7	37.1
KICKOFFS-Yards	82-4856	52-3057
Average Per Kick	59.2	58.8
Net kick average	39.9	39.1
TIME OF POSSESSION/Game	29:04	30:56
3RD-DOWN Conversions	83/193	82/211
3rd-Down Pct	43%	39%
4TH-DOWN Conversions	16/25	13/25
4th-Down Pct	64%	52%
SACKS BY-Yards	34-238	25-141
MISC YARDS	0	0
TOUCHDOWNS SCORED	51	28
FIELD GOALS-ATTEMPTS	18-22	14-25
ON-SIDE KICKS	0-0	0-2
RED-ZONE SCORES	(45-52) 87%	(27-36) 75%
RED-ZONE TOUCHDOWNS	(32-52) 62%	(19-36) 53%
PAT-ATTEMPTS	(46-49) 94%	(25-27) 93%
ATTENDANCE	465732	203875
Games/Avg Per Game	6/77622	4/50969
Neutral Site Games		3/61304

Score by Quarters	1st	2nd	3rd	4th	OT	Total
Notre Dame	115	104	103	86	0	408
Opponents	33	82	52	70	0	237

SEASON

CAREER

Rushing																			
	gp	att	gain	loss	net	avg	td	lg	avg/g		gp	att	gain	loss	net	avg	td	lg	avg/g
WILLIAMS, Dexter	9	158	1037	42	995	6.3	12	97	110.6		38	257	1694	58	1636	6.4	20	97	43.1
JONES JR, Tony	13	83	412	20	392	4.7	3	31	30.2		25	127	646	22	624	4.9	6	32	25.0
ARMSTRONG, Jafar	10	72	402	19	383	5.3	7	42	38.3		10	72	402	19	383	5.3	7	42	38.3
BOOK, Ian	12	95	393	113	280	2.9	4	23	23.3		22	132	631	144	487	3.7	4	43	22.1
WIMBUSH, Brandon	6	68	313	57	256	3.8	1	35	42.7		20	216	1362	207	1155	5.3	16	65	57.8
DAVIS, Avery	9	22	78	8	70	3.2	0	12	7.8		9	22	78	8	70	3.2	0	12	7.8
SMITH, Jahmir	2	6	28	0	28	4.7	0	12	14.0		2	6	28	0	28	4.7	0	12	14.0
FINKE, Chris	13	5	23	3	20	4.0	0	13	1.5		36	5	23	3	20	4.0	0	13	0.6
JURKOVEC, Phil	2	2	9	0	9	4.5	0	7	4.5		2	2	9	0	9	4.5	0	7	4.5
FLEMISTER, C'Bo	2	1	0	0	0	0.0	0	0	0.0		2	1	0	0	0	0.0	0	0	0.0
YOUNG, Michael	13	1	0	1	-1	-1.0	0	1	-0.1		26	2	6	1	5	2.5	0	6	0.2
TEAM	12	23	0	58	-58	-2.5	0	0	-4.8										
Total	13	536	2695	321	2374	4.4	27	97	182.6										
Opponents	13	472	2154	341	1813	3.8	16	62	139.5										

Passing																			
	gp	effic	comp-att-int	pct	yds	td	lg	avg/g		gp	effic	comp-att-int	pct	yds	td	lg	avg/g		
BOOK, Ian	12	153.97	214-314-7	68.2	2628	19	66	219.0		22	147.29	260-389-11	66.8	3084	23	66	140.2		
WIMBUSH, Brandon	6	113.33	54-102-6	52.9	719	4	43	119.8		20	118.82	193-382-12	50.5	2606	20	83	130.3		
JURKOVEC, Phil	2	0.00	0-2-0	0.0	0	0	0	0.0		2	0.00	0-2-0	0.0	0	0	0	0.0		
FINKE, Chris	13	0.00	0-0-0	0.0	0	0	0	0.0		36	66.80	1-2-0	50.0	4	0	4	0.1		
Total	13	143.31	268-418-13	64.1	3347	23	66	257.5											
Opponents	13	105.58	276-485-12	56.9	2703	10	52	207.9											

Receiving																			
	gp	no.	yds	avg	td	lg	avg/g			gp	no.	yds	avg	td	lg	avg/g			
BOYKIN, Miles	13	59	872	14.8	8	40	67.1			37	77	1206	15.7	11	55	32.6			
CLAYPOOL, Chase	13	50	639	12.8	4	35	49.2			37	84	1122	13.4	6	44	30.3			
FINKE, Chris	13	49	571	11.7	2	56	43.9			36	65	795	12.2	4	56	22.1			
MACK, Alize	12	36	360	10.0	3	47	30.0			35	68	716	10.5	4	47	20.5			
WILLIAMS, Dexter	9	16	133	8.3	1	22	14.8			38	22	162	7.4	2	22	4.3			
KMET, Cole	11	15	162	10.8	0	24	14.7			24	17	176	10.4	0	24	7.3			
ARMSTRONG, Jafar	10	14	159	11.4	0	27	15.9			10	14	159	11.4	0	27	15.9			
YOUNG, Michael	13	7	138	19.7	1	66	10.6			26	11	156	14.2	2	66	6.0			
JONES JR, Tony	13	6	157	26.2	1	51	12.1			25	12	169	14.1	1	51	6.8			
AUSTIN JR, Kevin	11	5	90	18.0	0	38	8.2			11	5	90	18.0	0	38	8.2			
DAVIS, Avery	9	5	30	6.0	0	9	3.3			9	5	30	6.0	0	9	3.3			
WEISHAR, Nic	13	3	10	3.3	2	6	0.8			50	18	128	7.1	4	18	2.6			
WRIGHT, Brock	12	2	12	6.0	1	9	1.0			23	2	12	6.0	1	9	0.5			
SMITH, Jahmir	2	1	14	14.0	0	14	7.0			2	1	14	14.0	0	14	7.0			
Total	13	268	3347	12.5	23	66	257.5												
Opponents	13	276	2703	9.8	10	52	207.9												

Total Offense													
	g	plays	rush	pass	total	avg/g		g	plays	rush	pass	total	avg/g
BOOK, Ian	12	409	280	2628	2908	242.3		22	521	487	3084	3571	162.3
WILLIAMS, Dexter	9	158	995	0	995	110.6		38	257	1636	0	1636	43.1
WIMBUSH, Brandon	6	170	256	719	975	162.5		20	598	1155	2606	3761	188.1
JONES JR, Tony	13	83	392	0	392	30.2		25	127	624	0	624	25.0
ARMSTRONG, Jafar	10	72	383	0	383	38.3		10	72	383	0	383	38.3
DAVIS, Avery	9	22	70	0	70	7.8		9	22	70	0	70	7.8
SMITH, Jahmir	2	6	28	0	28	14.0		2	6	28	0	28	14.0
FINKE, Chris	13	5	20	0	20	1.5		36	7	20	4	24	0.7
JURKOVEC, Phil	2	4	9	0	9	4.5		2	4	9	0	9	4.5
YOUNG, Michael	13	1	-1	0	-1	-0.1		26	2	5	0	5	0.2
TEAM	12	23	-58	0	-58	-4.8							
Total	13	954	2374	3347	5721	440.1							
Opponents	13	957	1813	2703	4516	347.4							

SEASON

CAREER

Scoring	td	fg	PAT			dxd	saf	pts	td	fg	kick	PAT			dxd	saf	pts
			kick	rush	rcv							rush	rcv	pass			
YOON, Justin	-	17-21	41-43	-	-	-	-	92	-	59-73	190-196	-	-	-	-	-	367
WILLIAMS, Dexter	13	-	-	-	-	-	-	78	22	-	-	0-1	-	-	-	-	132
BOYKIN, Miles	8	-	-	-	-	-	-	48	11	-	-	-	-	-	-	-	66
ARMSTRONG, Jafar	7	-	-	-	-	-	-	42	7	-	-	-	-	-	-	-	42
CLAYPOOL, Chase	4	-	-	-	-	-	-	24	6	-	-	-	-	-	-	-	36
JONES JR, Tony	4	-	-	-	-	-	-	24	7	-	-	-	-	-	-	-	42
BOOK, Ian	4	-	-	-	-	0-2	-	24	4	-	-	-	-	1-3	-	-	24
MACK, Alize	3	-	-	-	-	-	-	18	4	-	-	-	-	-	-	-	24
WEISHAR, Nic	2	-	-	-	-	-	-	12	4	-	-	-	-	-	-	-	24
FINKE, Chris	2	-	-	-	-	-	-	12	4	-	-	-	-	-	-	-	24
LOVE, Julian	1	-	-	-	-	-	1	8	3	-	-	-	-	-	1	-	20
DOERER, Jonathan	-	1-1	5-6	-	-	-	-	8	-	1-1	5-6	-	-	-	-	-	8
YOUNG, Michael	1	-	-	-	-	-	-	6	2	-	-	-	-	-	-	-	12
WRIGHT, Brock	1	-	-	-	-	-	-	6	1	-	-	-	-	-	-	-	6
WIMBUSH, Brandon	1	-	-	-	-	-	-	6	16	-	-	1-1	-	-	-	-	98
Total	51	18-22	46-49	-	-	0-2	1	408									
Opponents	28	14-25	25-27	-	1	1-1	-	237									

Punt Returns	no.	yds	avg	td	lg	no.	yds	avg	td	lg
FINKE, Chris	20	196	9.8	0	52	53	422	8.0	0	52
Total	20	196	9.8	0	52					
Opponents	18	149	8.3	0	22					

Kick Returns	no.	yds	avg	td	lg	no.	yds	avg	td	lg
YOUNG, Michael	9	191	21.2	0	48	10	209	20.9	0	48
FLEMISTER, C'Bo	3	65	21.7	0	26	3	65	21.7	0	26
ARMSTRONG, Jafar	1	20	20.0	0	20	1	20	20.0	0	20
Total	13	276	21.2	0	48					
Opponents	33	762	23.1	2	99					

Interceptions	no.	yds	avg	td	lg	no.	yds	avg	td	lg
ELLIOTT, Jalen	4	66	16.5	0	24	4	66	16.5	0	24
PRIDE JR, Troy	2	1	0.5	0	1	3	-4	-1.3	0	1
GILMAN, Alohi	2	54	27.0	0	54	2	54	27.0	0	54
CONEY, Te'von	1	7	7.0	0	7	1	7	7.0	0	7
OKWARA, Julian	1	0	0.0	0	0	2	5	2.5	0	5
LOVE, Julian	1	4	4.0	0	4	5	159	31.8	2	69
COLEMAN, Nick	1	27	27.0	0	27	1	27	27.0	0	27
Total	12	159	13.2	0	54					
Opponents	13	132	10.2	0	24					

Fumble Returns	no.	yds	avg	td	lg	no.	yds	avg	td	lg
CONEY, Te'von	1	8	8.0	0	8	1	8	8.0	0	8
LOVE, Julian	1	42	42.0	1	42	1	42	42.0	1	42
BILAL, Asmar	1	4	4.0	0	4	1	4	4.0	0	4
Total	3	54	18.0	1	42					
Opponents	1	17	17.0	0	17					

SEASON

CAREER

All Purpose	g	rush	rcv	pr	kr	ir	total	avg/g	g	rush	rcv	pr	kr	ir	total	avg/g
WILLIAMS, Dext	9	995	133	0	0	0	1128	125.3	38	1636	162	0	87	0	1885	49.6
BOYKIN, Miles	13	0	872	0	0	0	872	67.1	37	0	1206	-2	0	0	1204	32.5
FINKE, Chris	13	20	571	196	0	0	787	60.5	36	20	795	422	85	0	1322	36.7
CLAYPOOL, Cha	13	0	639	0	0	0	639	49.2	37	6	1122	0	0	0	1128	30.5
ARMSTRONG, J	10	383	159	0	20	0	562	56.2	10	383	159	0	20	0	562	56.2
JONES JR, Tony	13	392	157	0	0	0	549	42.2	25	624	169	0	18	0	811	32.4
MACK, Alize	12	0	360	0	0	0	360	30.0	35	0	716	0	0	0	716	20.5
YOUNG, Michael	13	-1	138	0	191	0	328	25.2	26	5	156	0	209	0	370	14.2
BOOK, Ian	12	280	0	0	0	0	280	23.3	22	487	0	0	0	0	487	22.1
WIMBUSH, Bran	6	256	0	0	0	0	256	42.7	20	1155	0	0	0	0	1155	57.8
KMET, Cole	11	0	162	0	0	0	162	14.7	24	0	176	0	11	0	187	7.8
DAVIS, Avery	9	70	30	0	0	0	100	11.1	9	70	30	0	0	0	100	11.1
AUSTIN JR, Kevi	11	0	90	0	0	0	90	8.2	11	0	90	0	0	0	90	8.2
ELLIOTT, Jalen	13	0	0	0	0	66	66	5.1	38	0	0	0	0	66	66	1.7
FLEMISTER, C'B	2	0	0	0	65	0	65	32.5	2	0	0	0	65	0	65	32.5
GILMAN, Alohi	13	0	0	0	0	54	54	4.2	13	0	0	0	0	54	54	4.2
SMITH, Jahmir	2	28	14	0	0	0	42	21.0	2	28	14	0	0	0	42	21.0
COLEMAN, Nick	12	0	0	0	0	27	27	2.2	49	0	0	0	0	27	27	0.6
WRIGHT, Brock	12	0	12	0	0	0	12	1.0	23	0	12	0	0	0	12	0.5
WEISHAR, Nic	13	0	10	0	0	0	10	0.8	50	0	128	0	0	0	128	2.6
JURKOVEC, Phil	2	9	0	0	0	0	9	4.5	2	9	0	0	0	0	9	4.5
CONEY, Te'von	13	0	0	0	0	7	7	0.5	50	0	0	0	0	7	7	0.1
LOVE, Julian	13	0	0	0	0	4	4	0.3	38	0	0	0	0	159	159	4.2
PRIDE JR, Troy	12	0	0	0	0	1	1	0.1	32	0	0	-2	0	-4	-6	-0.2
TEAM	12	-58	0	0	0	0	-58	-4.8								
Total	13	2374	3347	196	276	159	6352	488.6								
Opponents	13	1813	2703	149	762	132	5559	427.6								

Field Goals	att	good	long	blkd	att	good	long	blkd
YOON, Justin	21	17	48	0	73	59	52	1
DOERER, Jonathan	1	1	30	0	1	1	30	0
Total	22	18	48	0				
Opponents	25	14	49	0				

Punting	no.	yds	avg	lg	blk	no.	yds	avg	lg	blk
NEWSOME, Tyler	53	2367	44.7	63	0	225	9909	44.0	71	3
TEAM	1	0	0.0	0	1					
Total	54	2367	43.8	63	1					
Opponents	69	2856	41.4	64	0					

Kickoffs	no.	yds	avg	tb	ob	no.	yds	avg	tb	ob
DOERER, Jonathan	56	3348	59.8	25	3	88	5305	60.3	34	4
YOON, Justin	26	1508	58.0	8	1	133	8132	61.1	47	4
Total	82	4856	59.2	33	4					
Opponents	52	3057	58.8	30	0					

SEASON												CAREER											
##	Defensive Leaders	gp	ua	a	total	tfl	sack	int	pbu	fr	ff	blk	gp	ua	a	total	tfl	sack	int	pbu	fr	ff	blk
4A	CONEY, Te'von	13	63	60	123	9.5	4.0	1	4	1	.	.	50	159	155	314	24.5	7.0	1	4	2	1	.
11	GILMAN, Alohi	13	59	36	95	3.0	.	2	5	.	3	.	13	59	36	95	3.0	.	2	5	.	3	.
23	TRANQUILL, Drue	13	63	23	86	9.0	3.5	.	4	1	.	.	52	181	111	292	25.0	5.5	3	11	5	1	1
21	ELLIOTT, Jalen	13	36	31	67	1.0	0.5	4	7	.	1	.	38	67	57	124	1.0	0.5	4	9	.	1	.
2F	LOVE, Julian	13	49	14	63	3.0	.	1	16	3	.	.	38	126	50	176	6.0	.	5	39	4	1	.
22	BILAL, Asmar	13	19	31	50	3.0	.	.	1	1	.	.	38	43	54	97	7.5	1.0	.	1	1	.	.
5	PRIDE JR, Troy	12	37	10	47	1.5	.	2	10	1	1	.	32	61	20	81	2.5	.	3	12	2	1	.
5A	KAREEM, Khalid	13	23	19	42	10.5	4.5	.	5	.	1	.	30	33	30	63	16.0	7.5	.	7	1	1	.
4B	OKWARA, Julian	13	26	12	38	12.5	8.0	1	1	.	1	.	36	38	21	59	17.0	10.5	2	1	.	2	.
9	HAYES, Daelin	12	15	16	31	5.0	2.0	.	1	1	.	.	37	37	35	72	11.5	5.0	.	3	3	1	.
99	TILLERY, Jerry	13	19	11	30	10.5	8.0	.	.	.	3	2	50	70	65	135	24.5	13.5	.	.	.	4	2
5C	BONNER, Jonathan	13	9	14	23	0.0	.	.	2	.	.	.	48	28	39	67	4.5	3.0	.	2	.	2	.
91	OGUNDEJI, Adetokunb	13	11	11	22	3.0	1.5	.	1	.	1	.	18	11	11	22	3.0	1.5	.	1	.	1	.
5D	ADEMILOLA, Jayson	12	11	8	19	1.5	0.5	12	11	8	19	1.5	0.5
35	BRACY, TaRiq	12	14	4	18	0.0	1	.	12	14	4	18	0.0	1	.
2A	GENMARK HEATH, J.	13	7	9	16	0.0	26	16	16	32	0.0
2C	COLEMAN, Nick	12	14	2	16	0.0	.	1	4	.	.	.	49	58	24	82	2.0	.	1	10	.	.	.
3A	GRIFFITH, Houston	11	10	4	14	0.0	.	.	2	.	.	.	11	10	4	14	0.0	.	.	2	.	.	.
41	HINISH, Kurt	13	6	7	13	2.0	1.5	25	7	14	21	2.5	1.5
8A	VAUGHN, Donte	11	6	7	13	0.0	30	23	18	41	0.0	.	1	6	.	.	.
28	FERTITTA, Nicco	12	8	4	12	0.0	45	25	15	40	0.5	.	.	2	.	1	.
44	JONES, Jamir	12	5	7	12	1.0	.	.	.	1	.	.	34	13	11	24	1.0	.	.	.	1	.	.
52	BAUER, Bo	13	7	3	10	0.0	13	7	3	10	0.0
1G	ADEMILOLA, Justin	4	6	3	9	0.0	4	6	3	9	0.0
40	WHITE, Drew	4	2	6	8	0.0	4	2	6	8	0.0
83	CLAYPOOL, Chase	13	7	1	8	0.0	37	15	5	20	0.0
45	JONES, Jonathan	12	2	4	6	1.0	25	9	7	16	2.0	.	.	1	.	.	.
10	FINKE, Chris	13	4	.	4	0.0	36	4	2	6	0.0
1C	STUDSTILL, Devin	5	4	.	4	0.0	28	38	22	60	1.0	.	1	.	.	1	.
3E	SIMON, Shayne	9	2	2	4	0.5	.	.	1	.	.	.	9	2	2	4	0.5	.	.	1	.	.	.
97	DEW-TREADWAY, Mic	11	1	1	2	0.0	20	1	1	2	0.0
4E	HUTSON, Brandon	8	.	2	2	0.0	8	.	2	2	0.0
81	BOYKIN, Miles	13	2	.	2	0.0	37	2	.	2	0.0
54	SHANNON, John	13	1	1	2	0.0	26	2	2	4	0.0
95	TAGOVAILOA-AMOSA,	2	.	2	2	0.5	15	7	7	14	2.0
1B	MOALA, Paul	7	1	.	1	0.0	7	1	.	1	0.0
37	REGAN, Robert	10	.	1	1	0.0	19	4	4	8	0.0
2	WILLIAMS, Dexter	9	1	.	1	0.0	38	4	4	8	0.0
89	WRIGHT, Brock	12	1	.	1	0.0	23	1	.	1	0.0
12	BOOK, Ian	12	1	.	1	0.0	22	1	.	1	0.0
82	WEISHAR, Nic	13	1	.	1	0.0	50	2	1	3	0.0
84	KMET, Cole	11	1	.	1	0.0	1	.	24	2	1	3	0.0	1	.
Total		13	554	366	920	78	34	12	64	9	13	2											
Opponents		13	551	340	891	76	25	13	48	4	9	2											

Date	Opponent	Rushing				Receiving				Passing				Kick Returns				Punt Returns				tot off
		no.	yds	td	lg	no.	yds	td	lg	cmp-att-int	yds	td	lg	no.	yds	td	lg	no.	yds	td	lg	
Sep 1	MICHIGAN	47	132	2	22	12	170	1	43	12-22-1	170	1	43	1	20	0	20	0	0	0	0	302
Sep 8	BALL STATE	41	117	3	42	17	297	0	27	17-31-3	297	0	27	3	65	0	26	5	24	0	9	414
Sep 15	VANDERBILT	48	245	1	20	16	135	1	32	16-26-0	135	1	32	2	66	0	48	1	1	0	1	380
Sep 22	at Wake Forest	40	241	6	30	25	325	2	66	25-36-0	325	2	66	1	20	0	20	2	58	0	52	566
Sep 29	STANFORD	55	272	1	45	24	278	4	35	24-33-0	278	4	35	1	12	0	12	2	8	0	5	550
Oct 06	at Virginia Tech	32	167	3	97	25	271	2	56	25-35-1	271	2	56	0	0	0	0	0	0	0	0	438
Oct 13	PITTSBURGH	38	80	0	22	26	264	2	35	26-32-2	264	2	35	0	0	0	0	2	12	0	7	344
Oct 27	vs Navy	43	254	4	33	27	330	2	38	27-33-1	330	2	38	2	41	0	21	0	0	0	0	584
Nov 03	at Northwestern	40	121	2	23	22	343	2	47	22-34-0	343	2	47	3	52	0	20	3	35	0	19	464
Nov 10	FLORIDA STATE	50	365	2	58	12	130	3	21	12-25-2	130	3	21	0	0	0	0	1	28	0	28	495
Nov 17	vs Syracuse	36	171	2	35	23	292	2	47	23-38-1	292	2	47	0	0	0	0	2	22	0	16	463
Nov 24	at USC	31	121	1	52	22	352	2	51	22-39-1	352	2	51	0	0	0	0	1	7	0	7	473
Dec 29	vs CU	35	88	0	11	17	160	0	23	17-34-1	160	0	23	0	0	0	0	1	1	0	1	248
Opponents		536	2374	27	97	268	3347	23	66	268-418-13	3347	23	66	13	276	0	48	20	196	0	52	5721
		472	1813	16	62	276	2703	10	52	276-485-12	2703	10	52	33	762	2	99	18	149	0	22	4516

Games: 13 • Avg/rush: 4.4 • Avg/catch: 12.5 • Pass effic: 143.31 • KR avg: 21.2 • PR avg: 9.8 • All purpose avg/game: 488.6 • Total offense avg/gm: 440.1

Date	Opponent	Tackles				Sacks	Fumble		Pass Defense			blkd kick	PAT Attempts			off		
		ua	a	total	tfl-yds		ff	fr-yds	int-yds	qbh	brup		kick	rush	rcv	saf	t/o	pts
Sep 1	MICHIGAN	45	16	61	7.0-49	3.0-32	1	1-8	1-0	6	3	0	3-3	0	0	0	0	24
Sep 8	BALL STATE	60	24	84	7.0-18	1.0-6	0	0-0	2-21	9	8	0	3-3	0	0	0	14	24
Sep 15	VANDERBILT	40	22	62	4.0-23	1.0-9	2	2-0	1-1	4	9	0	1-1	0	0	0	3	22
Sep 22	at Wake Forest	57	44	101	10.0-31	3.0-18	0	0-0	1-0	5	1	0	8-8	0	0	0	7	56
Sep 29	STANFORD	29	20	49	9.0-36	5.0-26	1	0-0	1-7	4	8	0	5-5	0	0	0	7	38
Oct 06	at Virginia Tech	47	38	85	6.0-33	2.0-21	1	1-42	1-4	3	5	0	6-6	0	0	0	7	45
Oct 13	PITTSBURGH	40	16	56	3.0-20	1.0-14	0	0-0	0-0	10	5	0	1-1	0	0	0	0	19
Oct 27	vs Navy	35	26	61	3.0-10	1.0-4	1	1-0	1-21	2	1	0	5-6	0	0	0	0	44
Nov 03	at Northwestern	42	20	62	6.0-24	5.0-23	1	0-0	0-0	2	5	0	4-4	0	0	0	0	31
Nov 10	FLORIDA STATE	45	18	63	5.0-24	1.0-12	2	1-0	1-27	10	4	1	4-5	0	0	0	10	42
Nov 17	vs Syracuse	37	38	75	11.0-41	6.0-36	0	0-0	3-78	4	2	0	3-4	0	0	0	10	36
Nov 24	at USC	44	32	76	2.0-18	2.0-18	2	2-0	0-0	0	5	0	3-3	0	0	0	0	24
Dec 29	vs CU	33	52	85	5.0-24	3.0-19	2	1-4	0-0	3	8	1	0-0	0	0	0	0	3
Opponents		554	366	920	78.0-351	34.0-238	13	9-54	12-159	62	64	2	46-49	0	0	0	58	408
		551	340	891	76.0-286	25.0-141	9	4-17	13-132	35	48	2	25-27	0	1	0	34	237

		Punting										Field Goals			Kickoffs				
Date	Opponent	no.	yds	avg	long	blkd	tb	fc	50+	i20	md-att	long	blkd	no.	yds	avg	tb	ob	
Sep 1	MICHIGAN	6	274	45.7	57	0	2	0	2	2	1-1	48	0	5	313	62.6	2	1	
Sep 8	BALL STATE	5	182	36.4	43	0	0	3	0	0	1-2	46	0	5	316	63.2	1	1	
Sep 15	VANDERBILT	5	298	59.6	63	0	2	1	5	2	3-4	46	0	6	370	61.7	4	0	
Sep 22	at Wake Forest	3	101	33.7	43	0	0	1	0	1	0-0	0	0	9	577	64.1	5	0	
Sep 29	STANFORD	4	205	51.2	53	0	1	0	4	2	1-2	37	0	7	453	64.7	5	0	
Oct 06	at Virginia Tech	3	143	47.7	58	0	0	0	1	1	1-1	31	0	8	503	62.9	3	0	
Oct 13	PITTSBURGH	3	140	46.7	49	0	1	1	0	2	2-2	41	0	5	315	63.0	3	0	
Oct 27	vs Navy	3	119	39.7	50	0	0	0	1	1	1-1	30	0	8	420	52.5	4	0	
Nov 03	at Northwestern	4	120	30.0	45	1	0	1	0	1	1-2	43	0	6	287	47.8	1	1	
Nov 10	FLORIDA STATE	2	78	39.0	44	0	0	1	0	1	2-2	35	0	8	434	54.2	2	1	
Nov 17	vs Syracuse	4	151	37.8	46	0	0	2	0	1	3-3	29	0	8	439	54.9	1	0	
Nov 24	at USC	4	189	47.2	59	0	1	1	2	2	1-1	46	0	5	299	59.8	1	0	
Dec 29	vs CU	8	367	45.9	61	0	2	2	4	3	1-1	28	0	2	130	65.0	1	0	
		54	2367	43.8	63	1	9	13	19	19	18-22	48	0	82	4856	59.2	33	4	
Opponents		69	2856	41.4	64	0	5	24	10	19	14-25	49	0	52	3057	58.8	30	0	

Opponent	Score	First Downs				Rushing Number-Yards	Passing		Total Offense Plays-Yards	Return Yards	Turn- Overs
		Total	Rush	Pass	Pen		Comp-Att-Int	Yards			
MICHIGAN	24 - 17	21 / 20	10 / 4	7 / 14	4 / 2	47-132 / 33-58	12-22-1 / 24-36-1	170 / 249	69-302 / 69-307	28 / 143	1 / 2
BALL STATE	24 - 16	20 / 24	7 / 11	13 / 13	0 / 0	41-117 / 47-169	17-31-3 / 23-50-2	297 / 180	72-414 / 97-349	110 / 68	3 / 2
VANDERBILT	22 - 17	24 / 23	14 / 5	7 / 14	3 / 4	48-245 / 27-94	16-26-0 / 26-43-1	135 / 326	74-380 / 70-420	68 / 54	0 / 3
Wake Forest	56 - 27	28 / 27	15 / 15	11 / 9	2 / 3	40-241 / 61-259	25-36-0 / 16-31-1	325 / 139	76-566 / 92-398	78 / 84	1 / 1
STANFORD	38 - 17	29 / 10	12 / 1	16 / 7	1 / 2	55-272 / 24-55	24-33-0 / 15-27-1	278 / 174	88-550 / 51-229	27 / 49	0 / 1
Virginia Tech	45 - 23	19 / 25	6 / 6	12 / 18	1 / 1	32-167 / 33-132	25-35-1 / 31-52-1	271 / 309	67-438 / 85-441	46 / 131	1 / 2
PITTSBURGH	19 - 14	23 / 14	8 / 6	12 / 6	3 / 2	38-80 / 30-116	26-32-2 / 19-30-0	264 / 126	70-344 / 60-242	12 / 144	2 / 0
Navy	44 - 22	28 / 14	13 / 11	14 / 2	1 / 1	43-254 / 48-292	27-33-1 / 4-12-1	330 / 52	76-584 / 60-344	62 / 24	2 / 2
Northwestern	31 - 21	25 / 16	7 / 5	18 / 10	0 / 1	40-121 / 40-108	22-34-0 / 16-29-0	343 / 141	74-464 / 69-249	87 / 27	1 / 0
FLORIDA STATE	42 - 13	24 / 20	15 / 6	8 / 11	1 / 3	50-365 / 30-106	12-25-2 / 23-48-1	130 / 216	75-495 / 78-322	55 / 77	2 / 2
Syracuse	36 - 3	23 / 16	7 / 9	14 / 6	2 / 1	36-171 / 38-119	23-38-1 / 15-35-3	292 / 115	74-463 / 73-234	100 / 133	1 / 3
USC	24 - 17	23 / 24	6 / 7	16 / 16	1 / 1	31-121 / 24-94	22-39-1 / 37-51-0	352 / 349	70-473 / 75-443	7 / 79	1 / 2
CU	3 - 30	17 / 26	7 / 9	8 / 15	2 / 2	35-88 / 37-211	17-34-1 / 27-41-0	160 / 327	69-248 / 78-538	5 / 47	2 / 1
Totals	408 - 237	304 / 259	127 / 95	156 / 141	21 / 23	536-2374 / 472-1813	268-418-13 / 276-485-12	3347 / 2703	954-5721 / 957-4516	685 / 1060	17 / 21

Opponent	3rd Down		4th Down		Time of Possession		TOP	Avg Yds/Rush	Avg Yds/Pass	Avg Yds/Play	Punting		Penalties		Sacks
	Conversions		Conversions				Margin				Number-Avg		Number-Yards		
MICHIGAN	7-15	/ 6-13	1-1	/ 0-3	28:27	/ 31:33	-3:06	2.8 / 1.8	7.7 / 6.9	4.4 / 4.4	6-45.7	/ 3-43.7	4-40	/ 7-52	3 / 2
BALL STATE	4-14	/ 8-23	1-2	/ 3-3	25:38	/ 34:22	-8:44	2.9 / 3.6	9.6 / 3.6	5.8 / 3.6	5-36.4	/ 7-41.6	2-20	/ 3-10	1 / 4
VANDERBILT	5-15	/ 5-13	1-1	/ 0-1	30:48	/ 29:12	1:36	5.1 / 3.5	5.2 / 7.6	5.1 / 6.0	5-59.6	/ 4-46.0	6-63	/ 5-60	1 / 0
Wake Forest	4-9	/ 11-21	1-2	/ 0-0	26:01	/ 33:59	-7:58	6.0 / 4.2	9.0 / 4.5	7.4 / 4.3	3-33.7	/ 6-41.8	4-37	/ 3-23	3 / 1
STANFORD	9-17	/ 3-13	1-2	/ 0-0	34:23	/ 25:37	8:46	4.9 / 2.3	8.4 / 6.4	6.2 / 4.5	4-51.2	/ 8-45.6	6-67	/ 7-50	5 / 2
Virginia Tech	9-16	/ 10-21	1-3	/ 1-1	27:18	/ 32:42	-5:24	5.2 / 4.0	7.7 / 5.9	6.5 / 5.2	3-47.7	/ 4-42.0	5-19	/ 6-41	2 / 2
PITTSBURGH	7-15	/ 4-12	1-2	/ 0-2	26:33	/ 33:27	-6:54	2.1 / 3.9	8.2 / 4.2	4.9 / 4.0	3-46.7	/ 4-41.8	4-35	/ 8-80	1 / 3
Navy	7-15	/ 2-12	3-3	/ 2-3	31:57	/ 28:03	3:54	5.9 / 6.1	10.0 / 4.3	7.7 / 5.7	3-39.7	/ 5-37.8	3-40	/ 4-16	1 / 0
Northwestern	5-14	/ 5-15	3-3	/ 2-4	29:36	/ 30:24	-0:48	3.0 / 2.7	10.1 / 4.9	6.3 / 3.6	4-30.0	/ 5-43.4	8-58	/ 0-0	5 / 0
FLORIDA STATE	9-16	/ 6-17	0-0	/ 3-6	32:00	/ 28:00	4:00	7.3 / 3.5	5.2 / 4.5	6.6 / 4.1	2-39.0	/ 4-39.8	8-74	/ 5-35	1 / 0
Syracuse	6-15	/ 6-18	1-2	/ 0-0	32:13	/ 27:47	4:26	4.8 / 3.1	7.7 / 3.3	6.3 / 3.2	4-37.8	/ 8-38.0	7-55	/ 3-45	6 / 2
USC	6-15	/ 7-15	1-2	/ 1-1	25:49	/ 34:11	-8:22	3.9 / 3.9	9.0 / 6.8	6.8 / 5.9	4-47.2	/ 6-38.5	3-38	/ 8-71	2 / 3
CU	5-17	/ 9-18	1-2	/ 1-1	27:06	/ 32:54	-5:48	2.5 / 5.7	4.7 / 8.0	3.6 / 6.9	8-45.9	/ 5-39.8	7-50	/ 6-65	3 / 6
Totals	83-193	/ 82-211	16-25	/ 13-25	377:49	/ 402:11	-24:22	4.4 / 3.8	8.0 / 5.6	6.0 / 4.7	54-43.8	/ 69-41.4	67-596	/ 65-548	34 / 25

Note: Game totals are displayed in the format TEAM/OPPONENT for each category

NOTRE DAME INDIVIDUAL GAME HIGHS

Rushes	23	WILLIAMS, Dexter vs Navy (Oct 27, 2018)
Yards Rushing	202	WILLIAMS, Dexter vs Florida State (Nov 10, 2018)
TD Rushes	3	BOOK, Ian at Wake Forest (Sep 22, 2018)
	3	WILLIAMS, Dexter at Virginia Tech (Oct 06, 2018)
	3	WILLIAMS, Dexter vs Navy (Oct 27, 2018)
Long Rush	97	WILLIAMS, Dexter at Virginia Tech (Oct 06, 2018)
Pass attempts	39	BOOK, Ian at USC (Nov 24, 2018)
Pass completions	27	BOOK, Ian vs Navy (Oct 27, 2018)
Yards Passing	352	BOOK, Ian at USC (Nov 24, 2018)
TD Passes	4	BOOK, Ian vs Stanford (Sep 29, 2018)
Long Pass	66	BOOK, Ian at Wake Forest (Sep 22, 2018)
Receptions	11	BOYKIN, Miles vs Stanford (Sep 29, 2018)
Yards Receiving	144	BOYKIN, Miles vs Stanford (Sep 29, 2018)
TD Receptions	2	BOYKIN, Miles at Virginia Tech (Oct 06, 2018)
	2	BOYKIN, Miles vs Navy (Oct 27, 2018)
	2	MACK, Alize vs Florida State (Nov 10, 2018)
Long Reception	66	YOUNG, Michael at Wake Forest (Sep 22, 2018)
Field Goals	3	YOON, Justin vs Vanderbilt (Sep 15, 2018)
	3	YOON, Justin vs Syracuse (Nov 17, 2018)
Long Field Goal	48	YOON, Justin vs Michigan (Sep 1, 2018)
Punts	8	NEWSOME, Tyler vs CU (Dec 29, 2018)
Punting Avg	59.6	NEWSOME, Tyler vs Vanderbilt (Sep 15, 2018)
Long Punt	63	NEWSOME, Tyler vs Vanderbilt (Sep 15, 2018)
Punts inside 20	3	NEWSOME, Tyler vs CU (Dec 29, 2018)
Long Punt Return	52	FINKE, Chris at Wake Forest (Sep 22, 2018)
Long Kickoff Return	48	YOUNG, Michael vs Vanderbilt (Sep 15, 2018)
Tackles	19	GILMAN, Alohi vs CU (Dec 29, 2018)
Sacks	4.0	TILLERY, Jerry vs Stanford (Sep 29, 2018)
Tackles For Loss	4.0	TILLERY, Jerry vs Stanford (Sep 29, 2018)
Interceptions	2	ELLIOTT, Jalen vs Ball State (Sep 8, 2018)
	2	GILMAN, Alohi vs Syracuse (Nov 17, 2018)

NOTRE DAME TEAM GAME HIGHS

Rushes	55	vs Stanford (Sep 29, 2018)
Yards Rushing	365	vs Florida State (Nov 10, 2018)
Yards Per Rush	7.3	vs Florida State (Nov 10, 2018)
TD Rushes	6	at Wake Forest (Sep 22, 2018)
Pass attempts	39	at USC (Nov 24, 2018)
Pass completions	27	vs Navy (Oct 27, 2018)
Yards Passing	352	at USC (Nov 24, 2018)
Yards Per Pass	10.1	at Northwestern (Nov 03, 2018)
TD Passes	4	vs Stanford (Sep 29, 2018)
Total Plays	88	vs Stanford (Sep 29, 2018)
Total Offense	584	vs Navy (Oct 27, 2018)
Yards Per Play	7.7	vs Navy (Oct 27, 2018)
Points	56	at Wake Forest (Sep 22, 2018)
Sacks By	6	vs Syracuse (Nov 17, 2018)
First Downs	29	vs Stanford (Sep 29, 2018)
Penalties	8	at Northwestern (Nov 03, 2018)
	8	vs Florida State (Nov 10, 2018)
Penalty Yards	74	vs Florida State (Nov 10, 2018)
Turnovers	3	vs Ball State (Sep 8, 2018)
Interceptions By	3	vs Syracuse (Nov 17, 2018)
Punts	8	vs CU (Dec 29, 2018)
Punting Avg	59.6	vs Vanderbilt (Sep 15, 2018)
Long Punt	63	vs Vanderbilt (Sep 15, 2018)
Punts inside 20	3	vs CU (Dec 29, 2018)
Long Punt Return	52	at Wake Forest (Sep 22, 2018)

OPPONENT INDIVIDUAL GAME HIGHS

Rushes	23	Bowser, Isaiah, at Northwestern (Nov 03, 2018)
Yards Rushing	133	PERRY, Malcolm, vs Navy (Oct 27, 2018)
TD Rushes	2	ABEY, Zach, vs Navy (Oct 27, 2018)
	2	Thorson, C., at Northwestern (Nov 03, 2018)
	2	C. Akers, vs Florida State (Nov 10, 2018)
Long Rush	62	ETIENNE, vs CU (Dec 29, 2018)
Pass attempts	52	Willis, R, at Virginia Tech (Oct 06, 2018)
Pass completions	37	Daniels, JT, at USC (Nov 24, 2018)
Yards Passing	349	Daniels, JT, at USC (Nov 24, 2018)
TD Passes	3	T. LAWRENCE, vs CU (Dec 29, 2018)
Long Pass	52	S. Patterson, vs Michigan (Sep 1, 2018)
	52	T. LAWRENCE, vs CU (Dec 29, 2018)
Receptions	12	Hazelton, D, at Virginia Tech (Oct 06, 2018)
	12	Vaughns, Tyler, at USC (Nov 24, 2018)
Yards Receiving	148	ROSS, vs CU (Dec 29, 2018)
TD Receptions	2	ROSS, vs CU (Dec 29, 2018)
Long Reception	52	N. Collins, vs Michigan (Sep 1, 2018)
	52	ROSS, vs CU (Dec 29, 2018)
Field Goals	3	M. HAGEE, vs Ball State (Sep 8, 2018)
	3	Johnson, B, at Virginia Tech (Oct 06, 2018)
Long Field Goal	49	M. HAGEE, vs Ball State (Sep 8, 2018)
Punts	8	J. BAILEY, vs Stanford (Sep 29, 2018)
Punting Avg	46.0	P. Thome, vs Vanderbilt (Sep 15, 2018)
Long Punt	64	J. BAILEY, vs Stanford (Sep 29, 2018)
Punts inside 20	3	Hofrichter, S., vs Syracuse (Nov 17, 2018)
Long Punt Return	22	Vaughns, Tyler, at USC (Nov 24, 2018)
Long Kickoff Return	99	A. Thomas, vs Michigan (Sep 1, 2018)
	99	M. FFRENCH, vs Pittsburgh (Oct 13, 2018)
Tackles	13	HEFLIN, Taylor, vs Navy (Oct 27, 2018)
Sacks	2.0	Tuipulotu, Marl, at USC (Nov 24, 2018)
	2.0	A. BRYANT, vs CU (Dec 29, 2018)
Tackles For Loss	3.0	C. Winovich, vs Michigan (Sep 1, 2018)
	3.0	A. BRYANT, vs CU (Dec 29, 2018)
Interceptions	1	B. Watson, vs Michigan (Sep 1, 2018)
	1	J. MILLER, vs Ball State (Sep 8, 2018)
	1	A. PHILLIPS, vs Ball State (Sep 8, 2018)
	1	R. WILBORN, vs Ball State (Sep 8, 2018)
	1	Floyd, R, at Virginia Tech (Oct 06, 2018)
	1	J. STOCKER, vs Pittsburgh (Oct 13, 2018)
	1	J. PINNOCK, vs Pittsburgh (Oct 13, 2018)
	1	SPRINGER, Jacob, vs Navy (Oct 27, 2018)
	1	D. Jackson, vs Florida State (Nov 10, 2018)
	1	S. Samuels, vs Florida State (Nov 10, 2018)
	1	Cisco, A., vs Syracuse (Nov 17, 2018)
	1	McMillan, Jorda, at USC (Nov 24, 2018)
	1	N. TURNER, vs CU (Dec 29, 2018)

OPPONENT TEAM GAME HIGHS

Rushes	61	at Wake Forest (Sep 22, 2018)
Yards Rushing	292	vs Navy (Oct 27, 2018)
Yards Per Rush	6.1	vs Navy (Oct 27, 2018)
TD Rushes	3	at Wake Forest (Sep 22, 2018)
	3	vs Navy (Oct 27, 2018)
Pass attempts	52	at Virginia Tech (Oct 06, 2018)
Pass completions	37	at USC (Nov 24, 2018)
Yards Passing	349	at USC (Nov 24, 2018)
Yards Per Pass	8.0	vs CU (Dec 29, 2018)
TD Passes	3	vs CU (Dec 29, 2018)
Total Plays	97	vs Ball State (Sep 8, 2018)
Total Offense	538	vs CU (Dec 29, 2018)
Yards Per Play	6.9	vs CU (Dec 29, 2018)
Points	30	vs CU (Dec 29, 2018)
Sacks By	6	vs CU (Dec 29, 2018)
First Downs	27	at Wake Forest (Sep 22, 2018)
Penalties	8	vs Pittsburgh (Oct 13, 2018)
	8	at USC (Nov 24, 2018)
Penalty Yards	80	vs Pittsburgh (Oct 13, 2018)
Turnovers	3	vs Vanderbilt (Sep 15, 2018)
	3	vs Syracuse (Nov 17, 2018)
Interceptions By	3	vs Ball State (Sep 8, 2018)
Punts	8	vs Stanford (Sep 29, 2018)
	8	vs Syracuse (Nov 17, 2018)
Punting Avg	46.0	vs Vanderbilt (Sep 15, 2018)
Long Punt	64	vs Stanford (Sep 29, 2018)
Punts inside 20	4	vs Syracuse (Nov 17, 2018)
Long Punt Return	22	at USC (Nov 24, 2018)

##	PLAYER	GP-GS	MICH	BALL	VANDY	WF	STAN	VT	UP	NAVY	NU	FS	SU	USC	CU
57	JAY. ADEMILOLA	12/-	XXX	XXX	XXX	XXX	...	XXX	XXX	XXX	XXX	XXX	XXX	XXX	XXX
1G	JUST. ADEMILOLA	4/-	XXX	...	XXX	XXX	XXX
2E	T. AGORO	11/-	...	XXX	...	XXX	XXX	XXX	XXX	XXX	XXX	XXX	XXX	XXX	XXX
8A	J. ARMSTRONG	10/2	START	START	XXX	XXX	XXX	XXX	XXX	XXX	XXX	XXX
4A	K. AUSTIN	11/-	XXX	XXX	XXX	XXX	XXX	XXX	XXX	XXX	XXX	XXX	XXX
36	B. BALL	1/-	XXX
69	A. BANKS	13/6	XXX	XXX	XXX	XXX	XXX	XXX	XXX	START	START	START	START	START	STAR
71	A. BARS	5/5	START	START	START	START	START
52	B. BAUER	13/-	XXX	XXX	XXX	XXX	XXX	XXX	XXX	XXX	XXX	XXX	XXX	XXX	XXX
22	A. BILAL	13/10	START	START	START	XXX	START	START	START	START	START	XXX	XXX	START	STAR
55	J. BONNER	13/13	START	START	START	START	START	START	START	START	START	START	START	START	STAR
12	I. BOOK	12/9	XXX	XXX	XXX	START	START	START	START	START	START	...	START	START	STAR
81	M. BOYKIN	13/12	START	START	START	START	START	START	START	START	START	XXX	START	START	STAR
35	T. BRACY	12/-	XXX	XXX	XXX	XXX	XXX	XXX	XXX	...	XXX	XXX	XXX	XXX	XXX
1A	D. BROWN	1/-	XXX
83	C. CLAYPOOL	13/12	START	START	START	START	START	START	START	START	START	XXX	START	START	STAR
24	N. COLEMAN	12/2	XXX	XXX	...	XXX	XXX	XXX	XXX	XXX	XXX	START	START	XXX	XXX
4	T. CONEY	13/13	START	START	START	START	START	START	START	START	START	START	START	START	STAR
3A	A. DAVIS	9/-	XXX	XXX	XXX	XXX	XXX	XXX	XXX	XXX	...	XXX	...
97	M. DEW-TREADWAY	12/-	...	XXX	XXX	XXX	XXX	XXX	XXX	XXX	XXX	XXX	XXX	XXX	XXX
39	J. DOERER	10/-	XXX	XXX	XXX	XXX	XXX	XXX	XXX	XXX	XXX	...	XXX
74	L. EICHENBERG	13/13	START	START	START	START	START	START	START	START	START	START	START	START	STAR
21	J. ELLIOTT	13/13	START	START	START	START	START	START	START	START	START	START	START	START	STAR
28	N. FERTITTA	13/-	XXX	XXX	XXX	XXX	XXX	XXX	XXX	XXX	XXX	XXX	XXX	XXX	XXX
10	C. FINKE	13/7	XXX	START	START	START	XXX	XXX	XXX	START	START	XXX	XXX	START	STAR
20	C. FLEMISTER	2/-	...	XXX	XXX
98	J. FRANKLIN	1/-	XXX
76	D. GIBBONS	5/-	XXX	...	XXX	XXX	XXX	XXX	...
11	A. GILMAN	13/13	START	START	START	START	START	START	START	START	START	START	START	START	STAR
3	H. GRIFFITH	11/1	XXX	XXX	XXX	START	XXX	XXX	XXX	...	XXX	XXX	XXX	XXX	...
61	C. GRUNHARD	3/-	XXX	...	XXX	XXX
72	R. HAINSEY	13/13	START	START	START	START	START	START	START	START	START	START	START	START	STAR
9	D. HAYES	12/1	START	XXX	XXX	XXX	XXX	...	XXX	XXX	XXX	XXX	XXX	XXX	XXX
2	J. GENMARK HEATH	13/1	XXX	XXX	XXX	XXX	XXX	XXX	XXX	XXX	START	XXX	XXX	XXX	XXX
1F	N. HENRY	7/-	XXX	XXX	XXX	XXX	XXX	XXX	XXX
41	K. HINISH	13/-	XXX	XXX	XXX	XXX	XXX	XXX	XXX	XXX	XXX	XXX	XXX	XXX	XXX
4E	B. HUTSON	8/-	XXX	XXX	XXX	XXX	XXX	XXX	...	XXX	XXX
44	JAMIR JONES	12/-	...	XXX	XXX	XXX	XXX	XXX	XXX	XXX	XXX	XXX	XXX	XXX	XXX
45	JONATHAN JONES	13/-	XXX	XXX	XXX	XXX	XXX	XXX	XXX	XXX	XXX	XXX	XXX	XXX	XXX
6	T. JONES	13/3	XXX	XXX	START	START	START	XXX	XXX	XXX	XXX	XXX	XXX	XXX	XXX
15	P. JURKOVEC	2/-	XXX	XXX
53	K. KAREEM	13/13	START	START	START	START	START	START	START	START	START	START	START	START	STAR
84	C. KMET	11/7	START	XXX	START	START	START	XXX	START	START	START	XXX	XXX
78	T. KRAEMER	12/10	START	START	START	...	START	START	START	XXX	XXX	START	START	START	STAR
48	X. LEZYNSKI	1/-	XXX
27	J. LOVE	13/13	START	START	START	START	START	START	START	START	START	START	START	START	STAR
75	J. LUGG	13/-	XXX	XXX	XXX	XXX	XXX	XXX	XXX	XXX	XXX	XXX	XXX	XXX	XXX

##	PLAYER	GP-GS	MICH	BALL	VANDY	WF	STAN	VT	UP	NAVY	NU	FS	SU	USC	CU
86	A. MACK	12/12	START	START	START	START	START	START	START	START	...	START	START	START	STAR
88	J. MCKINLEY	4/-	...	XXX	...	XXX	XXX	XXX	...
1B	P. MOALA	8/-	XXX	XXX	XXX	XXX	XXX	XXX	XXX	XXX
59	K. MURPHY	1/-	XXX
5A	S. MUSTIPHER	13/13	START	START	START	START	START	START	START	START	START	START	START	START	STAR
85	T. NEWSOME	13/-	XXX	XXX	XXX	XXX	XXX	XXX	XXX	XXX	XXX	XXX	XXX	XXX	XXX
91	A. OGUNDEJI	13/-	XXX	XXX	XXX	XXX	XXX	XXX	XXX	XXX	XXX	XXX	XXX	XXX	XXX
42	J. OKWARA	13/12	XXX	START	START	START	START	START	START	START	START	START	START	START	STAR
30	OWUSU-KORAMOA	2/-	XXX	XXX
55	J. PATTERSON	3/-	XXX	...	XXX	XXX
62	L. PLANTZ	1/-	XXX
5	T. PRIDE	12/12	START	START	START	START	START	START	...	START	START	START	START	START	STAR
37	R. REGAN	11/-	XXX	XXX	...	XXX	XXX	XXX	...	XXX	XXX	XXX	XXX	XXX	XXX
17	I. ROBERTSON	6/-	XXX	XXX	XXX	XXX	XXX	XXX
57	T. RUHLAND	9/5	XXX	START	XXX	START	START	START	START	...	XXX	XXX	...
38	C. SCHILLING	1/-	XXX
54	J. SHANNON	13/-	XXX	XXX	XXX	XXX	XXX	XXX	XXX	XXX	XXX	XXX	XXX	XXX	XXX
3E	S. SIMON	9/-	...	XXX	XXX	XXX	XXX	XXX	XXX	XXX	XXX	...	XXX
34	JAHMIR SMITH	2/-	XXX	XXX
51	D. SPRUELL	1/-	XXX
14	D. STUDSTILL	6/-	XXX	XXX	XXX	XXX	XXX	XXX
3E	K. SWEENEY	9/-	XXX	XXX	XXX	XXX	XXX	XXX	...	XXX	...	XXX	XXX
95	TAGOVAILOA-AMOS	2/-	XXX	XXX
4D	J. THOMPSON	2/-	XXX	...	XXX	...
99	J. TILLERY	13/13	START	START	START	START	START	START	START	START	START	START	START	START	STAR
23	D. TRANQUILL	13/12	START	START	START	START	START	START	START	START	XXX	START	START	START	STAR
8	D. VAUGHN	11/1	XXX	XXX	XXX	XXX	...	XXX	START	XXX	XXX	XXX	XXX	...	XXX
47	K. WARDLOW	1/-	XXX
82	N. WEISHAR	13/1	XXX	XXX	XXX	XXX	XXX	XXX	XXX	XXX	XXX	START	XXX	XXX	XXX
40	D. WHITE	4/-	XXX	XXX	XXX	XXX
18	J. WILKINS	2/-	XXX	...	XXX
2	D. WILLIAMS	9/8	XXX	START	START	START	START	START	START	START	STAR
7	B. WIMBUSH	6/4	START	START	START	XXX	START	XXX
89	B. WRIGHT	13/1	XXX	XXX	XXX	XXX	XXX	XXX	XXX	XXX	XXX	START	XXX	XXX	XXX
19	J. YOON	12/-	XXX	XXX	XXX	XXX	XXX	XXX	XXX	...	XXX	XXX	XXX	XXX	XXX
87	M. YOUNG	13/-	XXX	XXX	XXX	XXX	XXX	XXX	XXX	XXX	XXX	XXX	XXX	XXX	XXX