

BIG EAST BASEBALL AT THE ECK St. John's Red Storm (22-8, 8-1)




vs.

#21 Notre Dame Fighting Irish (24-8, 8-1)

Thursday & Saturday, April 13 & 15, 2006
Frank Eck Stadium (Notre Dame, Indiana)



BRETT LILLEY



TOM THORNTON



GREG LOPEZ



Tale of the Tape

	ND	SJU
2005 Final Records	38-24-1	41-18
Lettermen Ret./Lost	21/7	18/11
CURRENT (prior to April 13; BIG EAST rank in parentheses)		
Batting Average	(3) .319	(2) .326
BIG EAST Batting Average	(1) .355	(4) .299
Runs Per 9 Innings	7.0	9.1
Home Runs	(8) 17	(3) 23
Slugging Percentage	(3) .433	(2) .478
Batters' BB+HBP-K Margin	+20	-10
On-Base Percentage	(2) .408	(3) .407
Stolen Bases	(3) 45-70	(4) 45-59
Stolen Base Percentage	.643	.763
Team ERA	(3) 3.18	(3) 3.38
BIG EAST ERA	(3) 3.39	(1) 2.47
Opponent Batting Average	(2) .235	(2) .252
Pitchers' K-BB Ratio	2.6	1.9
Pitchers' Ks Per 9 Innings	8.2	7.5
Pitchers' BB Per 9 Innings	3.0	3.9
Fielding Pct. (Errors)	(3) .973 (33)	(4) .957 (50)
Double Plays Turned	24	24
Record at Home	10-1	8-1
Record on Road (incl. neutral)	21-8	14-7
Record in One-Run Games	3-2	1-4
Record in Extra Innings	0-2	0-1



Chris Joachim

Probable Pitching Matchups

Thursday – Game 1

SJU – Rob Delaney (Sr., RHP)
4.97, 3-1, 38 IP, 8 GS, 48 Ks, 13 BB, 46 H (.303 opp. avg.)

ND – Jeff Samardzija (Jr., RHP)
4.04, 4-1, 42.1 IP, 7 GS, 23 Ks, 20 BB, 40 H (.255 opp. avg.)

...

Thursday – Game 2

SJU – Luis Monell (Jr., LHP)
4.50, 2-1, 18.0 IP, 7 GP/4 GS, 14 Ks, 12 BB, 15 H (.221 opp. avg.)

ND – Tom Thornton (Sr., LHP)
2.83, 5-1, 47.2 IP, 7 GS, 37 Ks, 4 BB, 43 H (.247 opp. avg.)

...


Saturday – Game 3

SJU – Scott Barnes (Fr., LHP)
4.31, 1-1, 31.1 IP, 8 GP/5 GS, 37 Ks, 19 BB, 25 H (.217 opp. avg.)


ND – Jeff Manship (Jr., RHP)
1.96, 4-1, 46 IP, 7 GS, 54 Ks, 10 BB, 32 H (.187 opp. avg.)



Rob Delaney



Luis Monell



Scott Barnes

NOTRE DAME FIGHTING IRISH * – lefthanded hitter; # – switch hitter

NO	NAME	CL	POS	HT/WT	HOMETOWN/PREVIOUS SCHOOL
2	*Brett Lilley	So.	3B	5-7/165	North Canton, OH (Hoover HS)
3	Tony Langford	So.	RHP/OF	5-11/180	Fort Worth, TX (Fort Worth Country Day HS)
4	Greg Lopez	Sr.	SS	6-0/190	Upper Arlington, OH (Upper Arlington HS)
5	*Eddie Smith	Sr.	IF	5-11/170	Olympia, WA (North Thurston HS/Central JC)
6	*Danny Dressman	Jr.	OF	5-9/180	San Jose, CA (Archbishop Mitty HS)
7	*Ross Brezovsky	So.	2B	5-10/170	Naples, FL (Collier HS)
8	*Evan Sharpley	Fr.	IF (1B)	6-2/210	Marshall, MI (Marshall HS)
9	Craig Cooper	Sr.	1B/OF	6-1/220	Plainview, NY (Chaminade HS)
10	Ryan Connolly	Fr.	OF	6-0/175	Binghamton, NY (Binghamton HS)
11	*Sean Gaston	Jr.	C	6-0/175	Brownsburg, IN (Brownsburg HS)
12	Matt Bransfield	Sr.	LF/1B	6-1/200	Englewood, CO (Cherry Creek HS)
13	Wade Korpi	So.	LHP	5-10/180	Lake Worth, FL (Santaluces HS)
14	Eddy Mendiola	Fr.	3B/C	6-2/200	Miami, FL (Palmer Trinity HS)
16	Alex Nettey	Sr.	CF	6-1/200	Dolton, IL (Thornridge HS)
17	Cody Rizzo	Sr.	OF/C	6-1/200	Temecula, CA (Chapparal HS)
19	John Seabaugh	Jr.	RHP	6-0/225	Granger, IN (Penn HS)
20	Jeremy Barnes	Fr.	IF/RHP	5-11/185	Garland, TX (South Garland HS)
21	Brett Gaffy	Fr.	RHP	6-2/185	Homer Glen, IL (Joliet Cath. Acad.)
22	Dan Kapala	Jr.	RHP	6-5/225	Royal Oak, MI (Shrine Catholic HS)
24	*Sam Elam	Fr.	LHP	6-4/200	Naperville, IL (Naperville Central HS)
27	Chris Soriano	So.	C	6-1/185	Randolph, NJ (Delbarton HS)
29	*David Gruener	So.	LHP	6-2/195	Gig Harbor, WA (Live Christian Acad.)
30	*Tom Thornton	Sr.	LHP	6-6/225	Middleboro, MA (Middleboro HS)
31	Mike Many	Fr.	C	6-2/170	Naperville, IL (Naperville Central HS)
32	Jess Stewart	Jr.	RHP	6-3/205	Manassas, VA (Osborn City HS)
33	Kyle Weiland	Fr.	RHP	6-4/170	Albuquerque, NM (Eldorado HS)
34	Jeff Manship	Jr.	RHP	6-1/195	San Antonio, TX (Reagan HS)
35	David Phelps	Fr.	RHP	6-3/175	Hazelwood, MO (Hazelwood HS)
36	*Steve Andres	Sr.	LF/C	5-10/200	Napa, CA (Justin Siena HS)
44	#Mike Dury	Jr.	LHP/1B	6-5/235	Indianapolis, IN (Bishop Chatard HS)
45	Jeff Samardzija	Jr.	RHP	6-5/215	Valparaiso, IN (Valparaiso HS)
51	Joey Williamson	So.	RHP	6-1/195	Lantana, FL (Santaluces HS)



JEFF SAMARDZIJA

Head Coach: # 1 Paul Mainieri (St. Thomas '82; 12th season at Notre Dame)

Assistant Coaches: #26 Terry Rooney (Radford '96), #23 Cliff Godwin (East Carolina '00)

Volunteer Assistant: #28 John Gumpf (Cal State San Bernadino '97) **Student Assistant:** #25 Nick Mainieri (Notre Dame '06)

ST. JOHN'S RED STORM * – lefthanded hitter; # – switch hitter

NO	NAME	CL	POS	HT/WT	HOMETOWN (PREVIOUS SCHOOLS)
2	Justin Gutsie	Fr.	RHP	6-0/174	Freeland, PA (Hazleton Area HS)
3	Justin Pane	Sr.	OF	6-0/180	Farmingville, NY (Penn State)
4	Tommy Wasilowski	Fr.	C	6-2/205	Downers Grove, IL (Montini Catholic HS)
5	Gino Matias	Fr.	IF	5-8/165	Bronx, NY (Mount St. Michael HS)
6	Chris Anninos	Jr.	OF	6-2/195	San Antonio, TX (Ronald Reagan HS)
7	Justin Muir	Sr.	LHP	5-11/180	Plainsboro, NJ (West Windsor-Plainsboro HS)
8	Jarod Hickle	Sr.	C	6-0/208	LaGrange, TX (UT-Pan American)
9	Will Vogl	Sr.	OF	5-9/175	Pacifica, CA (Skyline JC)
10	Sam DeLuca	Jr.	IF	5-11/190	Pelham, NY (Manhattan College)
11	Daniel Rose	Fr.	IF	6-2/185	Coto de Caza, CA (Santa Margarita HS)
12	Jeff Grantham	So.	IF	/182	Randolph, NJ (Randolph HS)
13	Bryan Dirr	So.	OF	5-9/156	Levittown, N Y (Island Trees HS)
14	Scott Barnes	Fr.	LHP	6-3/180	Chicopee, MA (Chicopee HS)
15	Brendan Monaghan	Jr.	C	6-2/195	Wayne, NJ (Wayne Hills HS)
16	Gil Zayas	So.	IF	6-3/215	West New York, NJ (St. Joseph's HS)
17	Steve Vitale	Fr.	IF	6-0/180	East Meadow, NY (East Meadow)
20	Chris Joachim	Sr.	IF	6-1/205	Massapequa Park, NY (Massapequa HS)
22	George Brown	So.	LHP	6-1/175	Syracuse, NY (Corcoran HS)
23	Rob Delaney	Sr.	RHP	6-2/220	River Vale, NJ (Pascack Valley HS)
24	Nick Luisi	So.	LHP	5-11/195	Bethpage, NY (Holy Trinity HS)
25	Ryan Mahoney	Jr.	C	6-4/235	Patterson, NY (South Carolina)
26	Chris Nicholls	Fr.	LHP	6-1/215	Plano, TX (Dallas Jesuit HS)
27	James Lally	Jr.	RHP	5-11/173	Floral Park, NY (Archbishop Molloy HS)
29	Luis Monell	Jr.	LHP	5-10/165	Brooklyn, NY (El Paso CC)
31	Anthony Smith	Jr.	LHP/1B	6-1/205	Katonah, NY (George Washington University)
32	Rich Armento	Fr.	RHP	6-2/205	Bayside, NY (St. Francis Prep)
33	Scott Intravaia	Fr.	IF	6-0/160	Flanders, NJ (Delbarton School)
34	Jared Yecker	Fr.	RHP	6-6/210	Millersville, PA (Penn Manor HS)
36	Colin Lynch	Fr.	RHP	5-11/170	Manchester, NH (New Hampton HS)
38	Matt Tosoni	So.	LHP	6-5/176	Whitby, ONT (Father Leo J. Austin S.S.)
39	Kevin Watkins	Fr.	IF	6-2/175	Middle Island, NY (Longwood HS)
40	Eddie Schultz	Sr.	IF	6-0/208	Flemington, NJ (Immaculata HS)
44	Ken Devenney	Sr.	OF	6-0/208	Philadelphia, PA (Davidson College)



JEFF MANSHIP

Head Coach: Ed Blankmeyer (11th season at St. John's, Seton Hall '76)

Assistants: Mike Hampton (Clemson '97), Scott Brown (Cortland '99) **Volunteer Assistant:** Bill Consiglio (Cortland '00)

UPDATED BIG EAST CONFERENCE STANDINGS (before April 13)

1. Notre Dame	8-1 (.889)	22-8
St. John's	8-1 (.889)	21-8
3. Connecticut	8-3 (.727)	20-9
4. Louisville	6-3 (.667)	14-18
5. West Virginia	5-4 (.556)	25-7
Rutgers	5-4 (.556)	13-14-1
7. Cincinnati	4-5 (.444)	18-12
8. South Florida	5-7 (.417)	14-19
9. Seton Hall	4-8 (.333)	10-19
10. Pittsburgh	3-9 (.250)	12-18
11. Georgetown	2-7 (.222)	14-19
12. Villanova	1-7 (.125)	13-16

LAST WEEK IN THE BIG EAST

Notre Dame swept at South Florida (9-6 10-4, 10-1)
 St. John's won 2-of-3 at Pittsburgh (6-2, 2-3, 12-5)
 Rutgers swept West Virginia (10-6, 8-1, 3-2)
 UConn won 2-of-2 vs. Villanova (1-0, 7-3, 3rd Game Cancelled)
 Louisville won 2-of-3 at Georgetown (4-7, 14-0, 6-1)
 Cincinnati won 2-of-3 at Seton Hall (1-5, 5-2, 4-0)

THIS WEEK – SJU @ ND... Pitt @ VU

SHU @ G'Town... RU @ Cin.... L'Ville... @ USF... UConn @ WVU

THE SERIES – ND holds a 16-10 series edge vs. SJU (all during the Mainieri era), including a 7-5 edge at ND and 3-0 in the BIG EAST Tournament ... ND has won four of the previous eight series and SJU three (one split) ... the 26 games have featured 10 one-run games (six won by SJU) ... SJU has won 4 of the last 5 in the series vs. ND (3 one-run wins and a two-run margin) ... SJU's 3-2, 6-5 wins in '05 represent one of just nine times that ND has been swept in a BIG EAST doubleheader (out of 91) ... SJU then won the 3-1 finale, joining Seton Hall ('96) and Connecticut ('02) as the only teams ever to sweep a three-game BIG EAST series from ND ... ND has lost just 13 all-time BIG EAST series (3 vs. SJU) ... the Irish had won 9-of-10 in the series before SJU's current run of wins.

SERIES STATS – Top ND career hitters vs. SJU include Brett Lilley (5-for-10, RBI, R) and Greg Lopez (.409, 9-for-22, 3 RBI, 3 R, 2B) ... Jeff Samardzija has been a hard-luck loser in two previous appearances vs. SJU (1 GS, 1.80 ERA, 10 IP, 6 H, 4 R/2 ER, 5 K, 5 BB) ... the SJU pitchers have minimal game experience vs. ND (Rob Delaney 1.0 IP at the '04 BET) ... Anthony Smith has batted 4-for-11 vs. the Irish (2 RBI, HR)

IRISH QUICK NOTES – ND is one of three teams in the just-released NCAA rankings that are listed among the top-30 in team batting average (26th; .319, now .319), staff ERA (23rd; 3.29, now 3.18) and team fielding percentage (23rd; .971, now .957) ... Craig Cooper was named BIG EAST player of the week after batting 12-for-20 last week (10 R, 5 RBI, HR, 3B, 2 2B) ... Cooper and Brett Lilley both hit 9-for-13 in the 3-0 sweep at South Florida ... Cooper has reached 19-of-23 times when leading off the game for the Irish (13-for-17, 3 BB, HBP, 2 HR, 6 2B) – with his shift to leadoff helping spark the 22-3 record in the past six weeks ... the two-time BIG EAST batting champ's career BIG EAST batting avg. is .439, 2nd-best in the 22-year history of BIG EAST baseball (former Rutgers player Joe Cirrone hit .443) ... ND's recent streak of nine straight games with double-digit hits is unmatched in the program's recorded history ... the 32 games this season have featured 32 different batting orders and 25 different position combinations ... the ND staff's streak of not allowing a home run ended last Sunday at USF (first vs. the Irish in 25 games and 943 batters faced) ... the Irish pitchers have allowed just four home runs all season ... ND rapped out 49 hits in the sweep at USF, the most hits for the Irish in a BIG EAST series since 50 vs. Georgetown in '98 ... ND outhit USF .409-.231 in the series ... ND matched the seventh-best 30-game start (22-8) in the 114-year history of the program ... the 14-game win streak ranks 8th in ND history and includes three-game sweeps of teams picked to finish 2nd (Pittsburgh) and 3rd (USF) in the BIG EAST preseason poll ... ND had 15-plus hits in four straight games for the first time since 1988 ... the ND defense remains on pace to set the team record in fielding pct. (.973; 34 Es), with the 10 regular starters combining for just 23 Es at their normal positions (SS Greg Lopez has just 3 Es) ... the games at USF marked the eighth time that ND has swept a 3-game road series in 11 BIG EAST seasons ... ND has trailed just four times in the win streak, with three of those deficits each lasting a half-inning ... ND is outhitting the opponents .353-.208 in the win streak (Cooper .542; 2.36 staff ERA) ... Cooper (.529), Lilley (.452) and Lopez (.417) all are batting over .400 in BIG EAST play ... ND is 15-1 in its past 16 overall games vs. the BIG EAST ... Kyle Weiland already has tied Aaron Heilman's ND record for saves by a freshman (9) ND sold an Eck Stadium record 3,028 tickets for the Friday-night game vs. Pittsburgh ... that game saw the ND staff's shutout streak end at 22 innings (first earned run allowed in 33 IP) ... Paul Mainieri is 512-204-2 at ND, 843-483-3 overall in 24 seasons.

BIG EAST Stat Leaders

Overall Batting Average

1. Adam White (WVU)	.445
2. Craig Cooper (ND)	.442
3. Chris Joachim (SJU)	.425
7. Danny Dressman (ND)	.375

BIG EAST Batting Average

1. Craig Cooper (ND)	.529
4. Brett Lilley (ND)	.452
8. Greg Lopez (ND)	.417
9. Jeremy Barnes (ND)	.405

Slugging Percentage

1. Justin Jenkins (WVU)	.664
2. Craig Cooper (ND)	.663
4. Will Vogl (SJU)	.496

On-Base Percentage

1. Craig Cooper (ND)	.516
4. Chris Joachim (SJU)	.496
6. Danny Dressman (ND)	.487

Runs Scored

1. Justin Jenkins (WVU)	39
2. Craig Cooper	36
6. Chris Joachim (SJU)	33

RBI

1. Logan Parker (CIN)	33
6. Gil Zayas (SJU)	29

Home Runs

1. Frank Meade (RU)	8
4. Will Vogl (SJU)	6
4. Matt Bransfield (ND)	4

Doubles

1. Justin Jenkins (WVU)	15
6. Matt Bransfield (ND)	11
Gil Zayas (SJU)	11

Walks

1. Logan Parker (CIN)	31
-----------------------	----

Stolen Bases

1. Adam White (WVU)	17
2. Chris Joachim (SJU)	15

Overall Earned-Run Average

1. Tim Norton (UConn)	1.26
2. Jeff Manship (ND)	1.96
4. Wade Korpi (ND)	2.19
7. Nick Luisi (SJU)	2.70

BIG EAST ERA

1. B.J. Rosenberg (LOU)	0.86
3. Nick Luisi (SJU)	1.64
9. Tom Thornton (ND)	2.49

Opponent Batting Average

1. Tim Norton (UConn)	.151
2. Jeff Manship (ND)	.187
7. Wade Korpi (ND)	.216
8. Scott Barnes (SJU)	.217

Strikeouts

1. Casey Hudspeth (USF)	62
4. Jeff Manship (ND)	54
6. Wade Korpi (ND)	52

Wins

1. Nick Tucci (UConn)	6
2. Tom Thornton (ND)	5

Saves

1. Kyle Weiland (ND)	9
5. Rich Armento (SJU)	3

2006 NOTRE DAME BASEBALL STATS (as of April 12)

Record: 24-8	Home: 10-1	Away: 5-2	Neutral: 9-5	BIG EAST: 8-1																			
Player	AVG/BE	GP-GS	AB	R	H	2B	3B	HR	RBI	TB	SLG%	BB	HBP	SO	GDP	OB%	SF	SH	SB-ATT	PO	A	E	FLD%
9 Craig Cooper...	.442/.529	26-26	104	38	46	9	1	4	14	69	.663	14	3	7	2	.516	1	0	7-12	234	18	2	.992
6 Danny Dressman.	.375/.333	28-28	96	25	36	4	2	0	19	44	.458	18	3	8	2	.487	0	10	4-8	40	0	0	1.000
7 Ross Brezovsky.	.337/.379	29-29	95	17	32	5	1	2	24	45	.474	12	3	13	1	.420	2	3	2-2	37	71	5	.956
12 Matt Bransfield.	.336/.324	29-29	107	19	36	11	1	4	24	61	.570	8	2	23	1	.390	1	3	4-4	54	2	2	.966
4 Greg Lopez.....	.324/.417	29-29	102	14	33	3	1	0	26	38	.373	4	2	8	6	.351	3	4	2-3	40	74	3	.974
2 Brett Lilley...	.323/.452	28-28	99	18	32	4	0	0	10	36	.364	13	8	11	1	.438	1	4	4-7	19	47	4	.943
20 Jeremy Barnes..	.301/.405	27-24	103	21	31	8	1	1	21	44	.427	15	2	14	3	.400	0	0	5-8	45	42	3	.967
16 Alex Netley....	.299/.158	31-27	87	23	26	2	0	1	9	31	.356	5	16	11	2	.431	1	4	6-9	49	0	1	.980
11 Sean Gaston....	.263/.240	27-23	80	12	21	4	1	1	15	30	.375	10	0	7	2	.341	1	3	2-3	173	13	1	.995
17 Cody Rizzo.....	.240/.208	32-27	96	12	23	4	0	2	22	33	.344	10	5	20	5	.339	1	2	8-12	102	12	4	.966
36 Steve Andres...	.167/.000	19-10	42	3	7	1	0	0	3	8	.190	8	2	12	2	.321	1	0	1-2	17	2	1	.950

27 Chris Soriano..	.600/---	5-0	5	2	3	0	0	0	0	3	.600	1	0	1	0	.667	0	0	0-0	7	3	0	1.000
14 Eddy Mendiola..	.421/.333	13-2	19	2	8	0	0	0	3	8	.421	0	0	4	0	.421	0	1	0-0	6	12	1	.947
5 Eddie Smith....	.300/.000	10-0	10	3	3	0	0	0	4	3	.300	3	1	1	1	.467	1	1	0-0	0	6	0	1.000
44 Mike Dury.....	.261/.500	18-5	23	4	6	2	0	2	7	14	.609	1	2	7	0	.346	0	1	0-0	18	4	1	.957
8 Evan Sharpley..	.125/---	5-1	8	1	1	0	0	0	1	1	.125	1	1	4	0	.300	0	0	0-0	10	0	0	1.000
19 John Seabaugh..	.000/---	3-0	3	0	0	0	0	0	0	0	.000	0	0	1	0	.000	0	0	0-0	0	0	0	.000
24 Sam Elam.....	.000/---	7-0	1	0	0	0	0	0	0	0	.000	0	0	1	0	.000	0	0	0-0	0	0	0	.000
Totals.....	.319/.355	32-32	1080	214	344	57	8	17	202	468	.433	123	50	153	28	.408	13	36	45-70	858	345	33	.973
Opponents.....	.235/.247	32-32	1054	121	248	43	8	4	109	319	.303	94	27	262	20	.312	9	19	45-63	823	386	54	.957

LOB - Team (266), Opp (225). DPs Turned - Team (24), Opp (33). **CI** - Team (1), Cody Rizzo 1, Opp (1). **IBB** - Team (3), Craig Cooper 2, Cody Rizzo 1, Opp (6). **Picked Off** - Brett Lilley 2, R. Brezovsky 2, Cody Rizzo 1, Craig Cooper 1, Alex Netley 1, D. Dressman 1.

Player	ERA/BE	W-L	APP	GS	CG	SHO/CBO	SV	IP	H	R	ER	BB	SO	2B	3B	HR	AB	B/Avg	WP	HBP	BK	SFA	SHA
44 Mike Dury.....	0.00/0.00	1-0	7	0	0	0/1	0	7.2	5	1	0	2	4	1	0	0	24	.208	1	0	0	1	0
29 David Gruener.	1.80/0.00	1-0	7	1	0	0/1	0	10.0	6	2	2	4	8	1	1	0	36	.167	1	0	0	0	0
34 Jeff Manship..	2.32/2.57	2-1	5	5	0	0/0	0	31.0	24	10	8	8	41	6	1	1	115	.209	2	2	1	0	2
30 Tom Thornton..	2.38/2.49	4-1	5	5	1	1/1	0	34.0	30	11	9	3	24	4	1	1	125	.240	0	1	0	0	2
13 Wade Korpi....	2.73/---	2-1	5	4	1	1/0	0	26.1	23	9	8	8	36	4	1	0	99	.232	1	1	0	0	2
45 Jeff Samardzija	3.16/3.98	3-1	6	6	0	0/0	0	37.0	34	15	13	15	18	9	0	0	135	.252	3	2	1	0	3
33 Kyle Weiland..	3.95/3.60	0-3	9	0	0	0/1	5	13.2	12	7	6	9	13	1	1	1	47	.255	1	2	0	1	3
32 Jess Stewart..	4.80/18.00	1-1	6	0	0	0/0	1	15.0	19	12	8	5	9	4	1	0	62	.306	1	2	0	2	3
35 David Phelps..	9.49/0.00	1-0	6	2	0	0/1	0	12.1	17	16	13	4	11	4	0	0	54	.315	2	4	2	1	0

24 Sam Elam.....	0.00/0.00	0-0	6	0	0	0/1	0	7.0	2	1	0	3	10	0	0	0	23	.087	0	2	0	0	0
21 Brett Grafyy..	0.00/0.00	0-0	3	0	0	0/1	0	4.0	4	0	0	1	1	0	0	0	15	.267	0	0	0	0	0
51 Joey Williamson	5.14/10.12	0-0	8	0	0	0/0	0	7.0	5	4	4	4	9	2	0	0	24	.208	0	1	0	0	1
Totals.....	3.12/3.38	15-8	23	23	2	4/2	6	205.0	181	88	71	66	184	36	6	3	759	.238	12	17	4	5	16
Opponents.....	5.56/6.78	8-15	23	23	0	2/2	4	199.0	228	137	123	82	111	42	4	8	755	.302	17	43	1	11	27

PB - Team (1), Cody Rizzo 1, Opp (4). **Pickoffs** - Team (6), Tom Thornton 3, Wade Korpi 2, J Samardzija 1, Opp (5).

2006 ST. JOHN'S BASEBALL STATS (as of April 12)

Player	Record: 22-8			Home: 8-1			Away: 13-6			Neutral: 1-1			BIG EAST: 8-1										
	GP	GS	AB	R	H	2B	3B	HR	RBI	TB	SLG%	BB	HBP	SO	GDP	OB%	SF	SH	SB-ATT	PO	A	E	FLD%
20 Joachim, Chris.....	30-29	113	34	48	6	1	1	22	59	.522	15	4	10	3	.496	3	0	15-16	215	20	3	3	.987
9 Vogl, Will.....	30-30	115	30	42	9	3	6	30	75	.652	13	4	22	1	.431	5	4	8-12	63	2	3	3	.956
13 Dirr, Bryan.....	27-24	96	21	34	3	0	0	16	37	.385	15	0	19	3	.438	1	7	5-7	37	4	0	1.000	
12 Grantham, Jeff.....	25-16	71	15	25	4	1	0	13	31	.437	6	2	10	2	.407	2	4	1-3	30	52	10	.891	
6 Anninos, Chris.....	25-21	70	16	23	3	0	3	17	35	.500	11	2	12	0	.429	1	2	2-3	53	3	1	.98	
31 Smith, Anthony.....	28-21	80	24	26	3	1	4	22	43	.538	19	1	13	1	.455	1	2	1-2	4	1	2	.714	
15 Monaghan, Br.....	23-17	56	16	18	5	2	0	12	27	.482	9	2	11	0	.420	2	2	0-0	113	13	2	.984	
10 DeLuca, Sam.....	30-29	119	30	38	7	3	1	20	54	.454	7	7	7	1	.385	2	0	7-7	57	49	2	.981	
16 Zayas, Gil.....	29-29	112	23	34	11	0	4	30	57	.509	6	1	17	1	.336	3	5	1-1	15	45	9	.870	
5 Matias, Gino.....	25-16	60	16	18	2	2	0	9	24	.400	9	1	17	2	.394	1	4	1-2	23	59	7	.921	
40 Schultz, Eddie.....	23-15	64	15	18	7	0	2	12	31	.484	6	4	13	4	.373	1	2	2-3	31	4	2	.946	
25 Mahoney, Ryan.....	15-9	35	8	9	1	0	2	8	16	.457	8	1	4	0	.400	1	0	2-2	40	4	1	.978	
8 Hickie, Jarod.....	17-8	31	6	6	1	0	0	2	7	.226	3	0	7	0	.265	0	2	0-0	80	5	0	1.000	

44 Devenney, Ken.....	13-3	25	5	5	1	1	0	7	8	.320	4	1	6	1	.323	1	1	0-0	10	1	2	.846	
17 Vitale, Steve.....	12-3	15	1	3	2	0	0	1	5	.333	2	0	4	0	.294	0	0	0-1	0	0	0	.000	
3 Pane, Justin.....	8-0	7	3	1	1	0	0	1	2	.286	1	0	2	0	.250	0	0	0-0	3	1	1	.800	
Totals.....	30-30	1069	263	348	66	14	23	222	511	.478	134	30	174	19	.407	24	35	45-59	791	312	50	.957	
Opponents.....	30-30	982	132	247	46	3	13	113	338	.344	114	36	221	17	.347	12	24	33-46	783	342	73	.939	

LOB - Team (247), Opp (246). **DPs Turned** - Team (24), Opp (26). **CI** - Team (1), Monaghan 1, Opp (1).


IBB - Team (3), Zayas 1, Mahoney 1, Smith 1, Opp (2). **Picked Off** - DIRR 1, Vogl 1, Anninos 1.

Player	ERA/BE	W-L	APP	GS	CG	SHO/CBO	SV	IP	H	R	ER	BB	SO	2B	3B	HR	AB	B/Avg	WP	HBP	BK	SFA	SHA
32 Armento, Rich.....	0.45/0.00	1-1	12	0	0	0/0	3	20.0	17	3	1	8	23	0	1	0	71	.239	1	0	0	1	2
7 Muir, Justin.....	1.96/0.00	3-0	9	0	0	0/0	1	18.1	15	6	4	4	17	4	0	1	68	.221	1	1	0	2	0
34 Yecker, Jared.....	2.45/0.00	4-0	6	4	0	0/0	0	25.2	25	7	7	7	13	7	0	0	93	.269	2	3	1	0	3
24 Luisi, Nick.....	2.70/1.64	4-2	6	5	0	0/0	0	33.1	25	15	10	13	12	6	0	3	114	.219	1	5	1	1	5
38 Tosoni, Matt.....	2.91/2.53	1-0	6	2	0	0/0	1	21.2	24	11	7	3	16	3	0	3	85	.282	0	1	2	1	0
2 Gutsie, Justin.....	3.00/—	0-0	9	1	0	0/0	0	15.0	12	5	5	13	14	1	0	2	54	.222	0	3	0	0	1
36 Lynch, Colin.....	4.10/4.66	2-1	10	1	0	0/0	0	26.1	24	14	12	16	19	4	0	1	97	.247	3	5	2	2	3
14 Barnes, Scott.....	4.31/3.94	1-1	8	5	0	0/0	0	31.1	25	20	15	19	37	3	1	2	115	.217	2	2	1	1	4
29 Monell, Luis.....	4.50/—	2-1	7	4	0	0/0	0	18.0	15	11	9	12	14	3	0	1	68	.221	2	5	1	0	1
23 Delaney, Rob.....	4.97/2.25	3-1	8	8	0	0/0	0	38.0	46	28	21	13	48	13	1	0	152	.303	5	8	1	3	4


31 Smith, Anthony.....	0.00/—	0-0	1	0	0	0/0	0	0.0	1	0	0	1	0	0	0	0	1	1.000	0	1	0	0	0
27 Lally, James.....	1.17/6.75	0-1	11	0	0	0/0	2	7.2	7	2	1	1	1	0	0	0	30	.233	0	1	0	0	0
22 Brown, George.....	7.56/—	1-0	5	0	0	0/0	0	8.1	11	10	7	4	7	2	0	0	34	.324	0	1	0	1	1
Totals.....	3.38/2.47	22-8	30	30	0	0/0	7	263.2	247	132	99	114	221	46	3	13	982	.252	17	36	9	12	24
Opponents.....	6.83	8-22	30	30	1	0/0	1	261.0	348	263	198	134	174	66	14	23	1069	.326	31	30	8	24	35

PB - Team (4), Monaghan 3, Mahoney 1, Opp (10). **Pickoffs** - Team (9), Barnes 2, Luisi 2, Yecker 2, Muir 1, Monell 1, Tosoni 1, Opp (3). **SBA/ATT** - Hickie (16-18), Monaghan (8-14), Barnes (10-10), Mahoney (9-9), Delaney (8-8), Luisi (5-7), Lynch (3-5), Yecker (2-5), Monell (1-3), Brown (1-2), Gutsie (2-2), Muir (0-2), Tosoni (0-1), Lally (1-1).

2006 NOTRE DAME BASEBALL



#2 Brett Lilley
So., 3B • No. Canton, OH



#3 Tony Langford
So., OF/RHP • Ft. Worth, TX




#4 Greg Lopez
Sr., SS • Upper Arlington, OH



#5 Eddie Smith
Sr., IF • Olympia, WA




#6 Danny Dressman Jr., OF • San Jose, CA



#7 Ross Brezovsky
So., 2B • Naples, FL



#8 Evan Sharpley
Fr., IF • Marshall, MI



#9 Craig Cooper
Sr., 1B • Plainview, NY




#10 Ryan Connolly
Fr., OF • Binghamton, NY



#11 Sean Gaston Jr., C • Brownsburg, IN



#12 Matt Bransfield
Sr., LF • Englewood, CO



#13 Wade Korpi
So., LHP • Lake Worth, FL




#14 Eddy Mendiola
Fr., 3B/C • Miami, FL



#16 Alex Nettey
Sr., CF • Dolton, IL




#17 Cody Rizzo
Sr., OF/C • Temecula, CA



#19 John Seabaugh Jr., RHP • Granger, IN




#20 Jeremy Barnes
Fr., IF/RHP • Garland, TX



#21 Brett Graffy
Fr., RHP • Homer Glen, IL



#22 Dan Kapala
Jr., RHP • Royal Oak, MI



#24 Sam Elam
Fr., LHP • Naperville, IL



#27 Chris Soriano
So., C • Randolph, NJ




#29 David Gruener
So., LHP • Gig Harbor, WA



#30 Tom Thornton
Sr., LHP • Middleboro, MA



#31 Mike Many
Fr., C • Naperville, IL




#32 Jeff Stewart Jr., RHP • Masassas, VA



#33 Kyle Weiland
Fr., RHP • Albuquerque, NM




#34 Jeff Manship
Jr., RHP • San Antonio, TX




#35 David Phelps
Fr., RHP • Hazelwood, MO



#36 Steve Andres
Sr., LF/C • Napa, CA



#44 Mike Dury
Jr., LHP/1B • Indianapolis, IN



#45 Jeff Samardzija Jr., RHP • Valparaiso, IN



#51 Joey Williamson
So., RHP • Lantana, FL