



Notre Dame

2007-08 Men's Basketball

2007-08 Schedule

NOVEMBER

2	ST. AMBROSE (IA) - Exhibition	W, 109-53
7	ST. EDWARD'S (TX) - Exhibition	W, 71-56
12	LONG ISLAND	W, 82-50

U.S. VIRGIN ISLANDS PARADISE JAM - University of Virgin Islands - 5th place

(UVI Sports and Fitness Center - Charlotte Amalie, St. Thomas)

16	Monmouth	W, 76-33
18	Baylor	L, 64-68
19	Georgia Tech	L, 69-70
24	YOUNGSTOWN STATE	W, 87-57
26	COLGATE	W, 94-63

DECEMBER

1	EASTERN MICHIGAN	7:00 p.m. (EST)
4	Kansas State! (ESPN)	7:00 p.m. (EST)
8	NORTHERN ILLINOIS	7:00 p.m. (EST)
22	SAN FRANCISCO	4:00 p.m. (EST)
29	BROWN	7:00 p.m. (EST)
31	NORTH FLORIDA	1:00 p.m. (EST)

JANUARY

3	WEST VIRGINIA* (ESPN2)	7:00 p.m. (EST)
5	CONNECTICUT* (ESPN)	9:00 p.m. (EST)
12	at Marquette*	2:00 p.m. (EST)
15	CINCINNATI* (ESPNU)	7:00 p.m. (EST)
19	at Georgetown*	12:00 p.m. (EST)
26	at Villanova*	12:00 p.m. (EST)
31	PROVIDENCE* (ESPN/ESPN2)	7:00 p.m. (EST)

FEBRUARY

2	DEPAUL* (ESPNC)	6:00 p.m. (EST)
6	at Seton Hall*	7:30 p.m. (EST)
9	MARQUETTE* (ESPN)	12:00 p.m. (EST)
13	at Connecticut* (ESPNU)	7:00 p.m. (EST)
17	at Rutgers*	12:00 p.m. (EST)
21	PITTSBURGH* (ESPN/ESPN2)	7:00 p.m. (EST)
24	SYRACUSE* (CBS)	2:00 p.m. (EST)
28	at Louisville* (ESPN/ESPN2)	7:00 p.m. (EST)

MARCH

2	at DEPAUL*	1:00 p.m. (EST)
5	ST. JOHN'S*	7:30 p.m. (EST)
8	at USF* (ESPN360)	7:00 p.m. (EST)
12-15	BIG EAST Championship	Madison Square Garden (New York, NY)
20-23	NCAA Championship - First and Second Rounds	
27-30	NCAA Championship - Regionals	

APRIL

5	NCAA Final Four - Semifinals	Alamo Dome (San Antonio, TX)
7	NCAA Championship - Final	

! - Jimmy V Classic (Madison Square Garden)

* - BIG EAST Conference game

() - indicates Associated Press and ESPN/USA Today poll rankings at time of game

Notre Dame (4-2, 0-0 BIG EAST)

vs.

Eastern Michigan (3-3, 0-0 MAC)

Saturday, December 1, 2007 • 7:00 p.m. (EST)
Joyce Center (11,418) • Notre Dame, Ind.

MEDIA INFORMATION

Television: None

Radio: Jack Nolan (play-by-play analyst)
LaPhonso Ellis (color analyst)

Notre Dame Sports Properties originates the Notre Dame Radio Network which includes: WLS 890 AM in Chicago, Ill. (Chicagoland area and Midwest); WZOW 97.7 FM and 102.3 FM in South Bend, Ind.; ESPN 950 AM in Indianapolis, Ind.; WLYV 1450 AM in Fort Wayne, Ind. and Northeast, Ind.; WLUV 96.7 AM in Rockford and DeKalb, Ill., and Beloit and Janesville, Wis.; WLUV 1520 AM in Rockford and DeKalb, Ill., and Beloit and Janesville, Wis.; WEFM 95.9 FM in Michigan City and Gary, Ind.; ESPN (WRSW) 1480 AM in Warsaw, Ind.; WAMW 107.9 FM and 1580 AM in Washington, Ind., Sirius Satellite Radio Channel 159 and www.und.com.

Real-Time Stats: Live in-game statistics are available for all home games, via the Notre Dame athletic website (www.und.com).

Notre Dame vs. Eastern Michigan

• Notre Dame is back in action for the first time since its 94-63 win over Colgate on Monday at the Joyce Center. The contest against the Raiders marked five games in 10 days for the Irish.

• Notre Dame is going after its 24th straight win at the Joyce Center on Saturday night — as mark that would tie the school record for consecutive home wins at the Joyce Center. The streak dates back to the final two games of the 2005-06 campaign as Irish defeated DePaul (66-61) in the regular-season finale and Vanderbilt (79-69) in the first round of the NIT. Notre Dame's last loss at home was an 80-72 setback to Marquette on February 25, 2006.

• This evening's matchup against Eastern Michigan is the third in a three-game homestand. Following the contest against the Eagles, Notre Dame will play its only game away from the Joyce Center during the month of December when it travels to New York City's Madison Square Garden to take on Kansas State in the Jimmy V Classic.

• After the Jimmy V Classic, Coach Mike Brey's squad will enjoy a six-game homestand in the friendly confines of the Joyce Center.

Series Record vs. Eastern Michigan

• In the only meeting between the two schools, Notre Dame posted an 81-76 overtime victory at the Joyce Center on December 11, 1986

Irish vs. Mid-American Conference

• Irish teams are 51-17 all-time versus teams that now comprise the Mid-American Conference. Notre Dame's last meeting against a team from the MAC was on Dec. 6, 2003 as the Irish dropped a heartbreaker 69-68 to Central Michigan at the



Associated Press
(Poll 4)

1. North Carolina
2. UCLA
3. Memphis
4. Kansas
- 5. Georgetown**
6. Washington State
7. Duke
8. Texas
9. Texas A&M
10. Michigan State
11. Tennessee
- 12. Louisville**
- 13. Marquette**
- 14. Pittsburgh**
15. Indiana
16. Butler
17. Oregon
18. Clemson
19. Gonzaga
20. Wisconsin
21. BYU
22. USC
23. Xavier
24. North Carolina State
25. Kansas State

ESPN/USA Today
(Poll 4)

1. UCLA
2. North Carolina
3. Memphis
4. Kansas
- 5. Georgetown**
6. Washington State
7. Duke
8. Texas
9. Texas A&M
- 10. Louisville**
- 11. Pittsburgh**
12. Tennessee
13. Michigan State
- 14. Marquette**
15. Indiana
16. Butler
17. Oregon
18. Clemson
19. Gonzaga
20. Wisconsin
- 21. Villanova**
22. Southern Illinois
23. Brigham Young
24. USC
25. Xavier

*bold indicates 2007-08 opponents



Joyce Center. Notre Dame played two MAC team during its non-conference season and opened up the 2003-04 campaign with a 74-65 victory over Northern Illinois in its season opener.

Harangody Named To BIG EAST Weekly Honor Roll

• Irish sophomore Luke Harangody was one of five players named to the BIG EAST Weekly Honor Roll this week following performances last week against Georgia Tech and Youngstown. In the two contests, the 6-8 forward averaged 23.5 points and 12.0 rebounds while shooting 55.6 percent from the field.

In a 70-69 loss to the Yellow Jackets in the final game of the Paradise Jam, Harangody matched his career-high (set the previous night versus Baylor) as he scored 22 points, hitting 8-19 shots, and grabbed 11 rebounds for the first double-double of the season. Harangody followed that up another career-best outing with 25 points and 13 rebounds (one shy of a personal) best in Notre Dame's 87-75 win over Youngstown State. In the contest, he was 12-17 from the field.

Harangody has scored in double figures in all but one game this season and his three consecutive 20-plus point outings versus Baylor, Georgia Tech and Youngstown State were a first in his career as was his back-to-back double-double outings against the Yellow Jackets and Penquins.

Last year, Harangody was a member of the BIG EAST all-rookie team, and was named the league's top rookie on three occasions and was named to the weekly honor roll once.

Unstoppable Luke

• **Luke Harangody** leads the Irish in scoring and rebounding averaging 18.2 points and 8.3 rebounds. Harangody had a career outing in Notre Dame's 87-75 win against Youngstown State as he netted a personal best 25 points and grabbed 13 rebounds. Harangody was 12-17 from the field in addition to dishing off four assists in 27 minutes. In the last three games, the 6-8 forward has been unstoppable averaging 23.0 points and 10.7 boards. Harangody netted 20-plus points in three consecutive outings for the first time in his career against Baylor (22 points), Georgia Tech (22 points) and Youngstown State (25 points) and had back-to-back double-doubles for the first time in his career versus Yellow Jackets (22 points, 11 rebounds) and the Penquins.

TONIGHT'S PROBABLE STARTING LINEUP

2007-08 Statistics

No.	Player	Pos	Ht.	Wt.	Yr.	PPG.	RPG	Notes
31	Rob Kurz	F	6-9	232	Sr.	15.0	7.7	Second-leading scorer and rebounder
44	Luke Harnagody	F	6-8	251	Jr.	17.2	8.3	Leads the Irish in both scoring and rebounding
42	Ryan Ayers	G/F	6-8	210	Jr.	8.0	3.5	Averaging career-bests in both scoring and rebounding
2	Tory Jackson	G	5-11	193	So.	6.0	4.5	31 assists, 18 turnovers and 14 steals
23	Kyle McAlarney	G	6-0	196	Jr.	13.0	2.3	Drained seven three-pointer en route to a career-high 25 pts. vs. Colgate

OFF THE BENCH

2007-08 Statistics

No.	Player	Pos	Ht.	Wt.	Yr.	PPG.	RPG	Notes
1	Tyrone Nash	G	6-8	220	Fr.	1.0	3.0	Has played in four games
5	Tom Kopko	G	6-2	180	Fr.	0.0	2.0	First year walk-on
13	Ty Proffitt	G	6-4	206	Fr.	0.0	0.0	Missed the first four contests with a groin injury; played in last two games
20	Jonathan Peoples	G	6-3	215	So.	3.5	2.0	Has played in all six games and averaging 15.3 minutes per game
21	Tim Abromaitis	F	6-8	224	Fr.	1.3	1.3	Scored three points and grabbed three rebounds vs. Monmouth
33	Zach Hillesland	F	6-9	233	Jr.	7.7	5.3	Back-to-back double-figure scoring outings vs. GT (12) and YSU (10)
34	Carleton Scott	F	6-7	198	Fr.	--	--	Has not played in a game this season
40	Luke Zeller	F/C	6-10	239	Jr.	6.3	2.7	Matched career-high with 14 points vs. Colgate
41	Tim Andree	F	6-8	210	So.	2.0	0.0	Second-year walk-on; Father Tim played basketball at ND (1979-83)



2007-08 BIG EAST Preseason Coaches' Poll

1. Georgetown (8)	Pts. 217
Louisville (8)	217
3. Marquette	191
4. Pittsburgh	170
5. Syracuse	153
6. Connecticut	149
7. Villanova	143
8. Providence	141
9. NOTRE DAME	122
10. West Virginia	112
11. DePaul	79
12. Cincinnati	62
13. Seton Hall	56
14. St. John's	52
15. Rutgers	32
16. USF	23

First-place votes in parentheses



2007-08 Preseason All-BIG EAST Team

*Roy Hibbert, *Georgetown*
 Jeff Adrien, *Connecticut*
 Jonathan Wallace, *Georgetown*
 David Padgett, *Louisville*
 Terrence Williams, *Louisville*
 Dominic James, *Marquette*
 Jerel McNeal, *Marquette*
 Geoff McDermott, *Providence*
 Kentrell Gransberry, *USF*
 Eric Devendorf, *Syracuse*
 *Scottie Reynolds, *Villanova*
**unanimous*

2007-08 Preseason All-BIG EAST Honorable Mention

Edgar Sosa, *Louisville*
 Levance Fields, *Pittsburgh*

2007-08 BIG EAST Players of the Year

Roy Hibbert, *Georgetown*

2006-07 Preseason BIG EAST Co-Rookies of the Year

Donte Green, *Syracuse*
 Jonny Flynn, *Syracuse*

Twenty Something

• **Luke Harangody's** string of three consecutive games with 20-plus points ended on Monday night against Colgate when he finished with 11 points and seven rebounds in 19 minutes of action. Prior to that game, he had registered 20-plus points in three consecutive games — Baylor (22), Georgia Tech (22) and Youngstown State (25) for the first time in his career. The last Irish player to score 20-plus points in three consecutive outings was Russell Carter during the 2006-07 campaign when he netted 27 against Alabama, 21 versus Elon and 28 against Portland. The last Irish player to net 20-plus points in four consecutive outings was Chris Thomas in 2003-04 (his junior year) versus Pittsburgh (23 points), Connecticut (31 points), Seton Hall (26 points) and Syracuse (25 points).

McAlarney Finds The Range

• Since returning from the St. Thomas, USVI, no Irish player is playing better than **Kyle McAlarney**. In back-to-back wins over Youngstown State, the 6-0 guard has recorded back-to-back career-highs. In the 87-75 victory over the Penquins, McAlarney connected on 6-13 shots from the field and was 5-10 from three-points en route to a then personal best 23-point performance. He followed that up with a career-high 25-point effort against Colgate in Monday night's 94-63 win as he connected on 8-12 shots from the field and was 7-10 from three-point range.

In the two games, he has a shot a combined 14-25 (.560) from the field and has been 12-20 (.600) from three-point range. Prior to these two contests, McAlarney was just 9-31 (.290) from the field and 5-17 (.294) from three-point range in Notre Dame's three games at the Paradise Jam.

One Is A Lonely Number

• **Rob Kurz** is the lone senior among the 14 players on this year's Irish roster. The last time Notre Dame had only one senior on the roster was during the 1983-84 when Cecil Rucker was the only senior member of that team that consisted of four juniors, five sophomores and three freshmen. The 1988-89 Irish squad featured no seniors on that team and was comprised of five juniors, two sophomores and five freshmen.

Elite Company

• Notre Dame joined an elite group last year when it registered its 1,600th win against Providence on February 15, 2007. Entering its 103rd season, Notre Dame has 1,605 victories. Only 12 other schools have reached the mark: Kentucky, North Carolina, Kansas, Duke, Syracuse, Temple, St. John's, Pennsylvania, Indiana, Utah and UCLA.

Eight Straight Postseason Appearances

• Notre Dame's appearance in last year's NCAA tournament field marks the fourth NCAA berth for the Irish in seven years. Since 2000, Notre Dame has appeared in either the NCAA or NIT tournaments each of the last eight years. The Irish played in the 2000 NIT and then earned consecutive NCAA tournament berths — 2001, '02, '03 — followed by NIT appearances in '04, '05 and '06. This current postseason streak matches the longest stretch since making eight straight from 1983-90 (NIT in 1983 and '84 and NCAA from 1985-90).

Four 20-Win Seasons Under His Belt

• Notre Dame's 24-8 campaign a year ago marked the fourth time in seven seasons under head coach Mike Brey that the Irish won 20-plus games. The 24 wins also equaled the most for Notre Dame during the Brey era. Notre Dame's 20-win campaigns under Brey have been in 2000-01 (20-10), 2001-02 (22-11) and 2002-03 (24-10). In the 102-year history of the program, Notre Dame teams have won 20 or more games on 31 occasions.

"D" The Key Against Monmouth

• En route to its 76-33 victory over Monmouth on November 16, Notre Dame held the Hawks without a point in the final 10:31 of the contest and outscored Monmouth 23-0 down

**2007-08 Notre Dame
Men's Basketball Teleconferences**

10:00 a.m. (EST)

Phone Number: (317) 263-8800

Passcode: 401575

Thursday, December 6, 2007
Thursday, December 20, 2007
Thursday, December 27, 2007
Wednesday, January 2, 2008
Thursday, January 10, 2008
Thursday, January 24, 2008
Tuesday, January 29, 2008
Thursday, February 7, 2008
Wednesday, February 20, 2008
Tuesday, February 26, 2008
Tuesday, March 4, 2008

2007-08 BIG EAST Teleconferences

Call: (913) 381-5533

Jan. 10, Jan. 24, Feb. 7 and Feb. 21

11:00 a.m. Tom Crean (Marquette)
11:08 a.m. Bob Huggins
(West Virginia)
11:16 a.m. Stan Heath (South Florida)
11:24 a.m. Jim Clahoun (Connecticut)
11:32 a.m. Norm Roberts (St. John's)
11:40 a.m. Tim Welch (Providence)
11:48 a.m. Bobby Gonzalez
(Seton Hall)
11:56 a.m. Rick Pitino (Louisville)

Jan. 17, Jan. 31, Feb. 14 and Feb. 28

11:00 a.m. Jay Wright (Villanova)
11:08 a.m. Mike Brey (Notre Dame)
11:16 a.m. Jerry Wainwright (DePaul)
11:24 a.m. John Thompson, III
(Georgetown)
11:32 a.m. Mick Cronin (Cincinnati)
11:40 a.m. Jamie Dixon (Cincinnati)
11:48 a.m. Jim Boeheim (Syracuse)
11:56 a.m. Fred Hill (Rutgers)

the stretch. In fact, the Irish held the Hawks to just eight points in the second half and just 11 points overall in the final 24:52 of the contest. Notre Dame also limited Monmouth to just nine field goal attempts (all misses) in the final 8:17 of the game.

Monmouth Notables

- The 33 points allowed by Notre Dame were the fewest ever under head coach Mike Brey and the eight points in the second half were the fewest ever by an Irish team in a half since the inception of the three-point shot.
- The 33 points allowed were also the fewest given up by a Notre Dame team since January 4, 1950 in a 54-33 win at home against Butler. It also marked the fewest points scored by an Irish opponent in a road or neutral site game since Kentucky's 34-28 win over the Irish on December 29, 1981 in Louisville, Ky.
- The 43-point margin of victory was the matched the seventh-highest for an Irish team under Mike Brey.

Defense Shines In First Two Games ...

- While offense has always been a staple under head coach Mike Brey, Notre Dame's defense keyed Notre Dame's first two wins. The Irish allowed just 41.5 points per game and held opponents to 27.2 percent shooting from the field and 20.5 percent from three-point range. Notre Dame owned a +19.5 advantage on the boards and outscored its first two opponents a combined 82-35 in the second half.

... But Defense Struggles Against Baylor And Georgia Tech

- In Notre Dame's final two games of the Paradise, which resulted in losses to Baylor and Georgia Tech, the Irish allowed 138 points (69.0 ppg.) and allowed the Bears and Yellow Jackets to shoot a combined 51-115 (.443) from the field and 18-39 (.462) from three-point range. The Irish also were outrebounded in both contests.

Irish Offense Struggled Against Bears and Yellow Jackets

- Notre Dame's struggled on offense in its two losses versus Baylor and Georgia Tech. Against the Yellow Jackets, the Irish were just 20-59 from the field (.339) and connected on just 7-19 (.368) from three-point range. In the second half, Notre Dame was only 8-28 from the field (.286).
- In the loss to Georgia Tech, the Irish hit on 40.7 percent of its shots (22-54) and were only 5-16 (.313) from three-point range.
- Notre Dame averaged just 12.0 assists in the two games and turned the ball over 29 times (14.5).

Lost Leads Down The Stretch

- In its first two wins of the season, Notre Dame never trailed in either contest. **In fact, the Irish have only trailed 5:45 of a possible 240 minutes this season.**
- Against Baylor, the Irish led by as many as 14 points in the first half after jumping out to a 8-0 lead. The Bears took their first lead (61-60) of the contest with 3:15 remaining in the contest. It also marked the first time Notre Dame had trailed in a game all season long. The Irish regained the lead briefly at 62-61 with 1:33 left on the clock before the Bears closed the game with a 7-2 run to close the game.
- In the loss to Georgia Tech, the Yellow Jackets grabbed a four-point lead early on, but Notre Dame's basket at the 16:54 mark would give the Irish the advantage until the final two seconds of the contest. The Yellow Jackets trailed by nine (62-53) with 5:11 to play before outscoring Notre Dame 17-7 down the stretch.
- In Notre Dame's win over Youngstown State, the Irish led by 25 with 11:41 left in the game, but were outscored 31-18 in the final 11-plus minutes of the contest before holding on for the 87-75 victory.

Quietly Goes About His Business



Notre Dame's Records in 2007-08 when ...

Played at the Joyce Center	3-0
Played on the road	0-0
Played at a neutral site	1-2
BIG EAST Conference record (all games)	0-0
Non-Conference record	4-2
Leading at halftime	4-2
Trailing at halftime	0-0
Tied at halftime	0-0
Playing an overtime game	0-0
Shoots .500 or better	3-0
Shoots .500 or less	1-2
Opponent shoots .500 or less	4-2
Shoots better than opponent	4-0
Shoots worse than opponent	0-2
Shoots same as opponent	0-0
Makes more free throws than opponent	3-2
Makes less free throws than opponent	1-0
Same number of free throws	0-0
Outrebounds opponents	4-0
Outrebounded by opponents	0-2
Same number of rebounds	0-0
Has more turnovers than opponent	2-1
Has fewer turnovers than opponent	2-1
Had same number of turnovers	0-0
Bench outscored opponent's bench	4-0
Outscored by opponent's bench	0-2
Bench points are the same	0-0
Plays a ranked opponent	0-0
Makes 10 or more three-pointers	2-0
No Notre Dame player fouls out	4-2
One Notre Dame player fouls out	0-0
Two or more Notre Dame players foul out	0-0
Wears White Uniforms	4-2
Wears Blue Uniforms	0-0
Wears Gold Uniforms	0-0
Wears Black Uniforms	0-0
Plays in an In-Season Tournament	1-2
Plays on Television	0-2
Plays in November	4-2
Plays in December	0-0
Plays in January	0-0
Plays in February	0-0
Plays in March	0-0
Plays in Day Games	0-0
Plays in Night Games	4-2
Plays on Sundays	0-1
Plays on Mondays	2-1
Plays on Tuesdays	0-0
Plays on Wednesdays	0-0
Plays on Thursdays	0-0
Plays on Fridays	1-0
Plays on Saturdays	1-0
Final Margin is 5 points or less	0-2
Final Margin is 6-10 points	0-0
Final Margin is 11-20 points	1-0
Final Margin is more than 20 points	3-0
Has a player score 20-plus points	2-2
Has a player score 30-plus points	0-0
Scores 59 points or less	0-0
Scores 60-69 points	0-2
Scores 70-79 points	1-0
Scoring 80-89 points	2-0
Scoring 90-plus points	1-0

• Perhaps no player in the Irish lineup is as steady as **Rob Kurz**. The senior forward is the team's second-leading scorer and rebounder has been Notre Dame's leading scorer and rebounder in two games and has scored in double figures in all but one contest. He has recorded two double-doubles and is coming off a season-high 20-point performance against Colgate on 7-10 shooting from the field. In addition, he grabbed 10 boards. Kurz is shooting 52.8 percent (28-53) from the field and 46.7 (7-15) from three-point range.

Gody A Force

• Six games into the 2007-08 campaign, **Luke Harangody** is averaging a team-leading 18.4 points and 8.3 rebounds (both career bests). He has scored in double figures in five of six contests. He also is shooting 57.0 percent (44-79) from the field. Harangody recorded his first double-double of the season against the Yellow Jackets when he finished with 22 points and 11 rebounds and then followed that up with 25 points and 13 rebounds against Youngstown State. In addition, he has netted 20-plus points in six career outings.

Zach Attack Off The Bench

• As he was a year ago, junior forward **Zach Hillesland** has been a spark for the Irish off the bench. He is averaging 7.7 points and 5.3 rebounds and has scored in double figures in two games. He recorded back-to-back double-figure scoring outings for the first time in his career against Georgia Tech (12 points) and Youngstown State (10 points). Hillesland is shooting 51.6 percent (16-31) from the field.

'AYERS' Ball

• Junior **Ryan Ayers** is off to the best start in his career shooting 44.7 percent from the field (17-38) and 50.0 percent (12-24) from three-point range. His 7.8 points per game also marks a career best. Last year, he began the season 0-12 from the field before hitting his first field goal in the sixth game of the year. Heading into this season, he owned a 38.5 career field goal percentage and 37.5 percent mark from three-point range. Ayers netted a career-high 13 points against Monmouth.

Zeller Matches Career High Against Colgate

• **Luke Zeller** is coming off his second double-figure scoring outing of the season and the sixth of his career in Notre Dame's win over Colgate. He matched his career-high with 14 points as he finished 5-8 from the field and 4-5 from three-point range in 16 minutes off the bench. In addition, Zeller grabbed four rebounds in the contest. He is averaging 6.3 points and 2.7 rebounds this season.

Home Cookin'

• Notre Dame's 18-0 record at home last season marked just the third time since the opening of the Joyce Center in 1968-69 that an Irish team finished undefeated at home during the regular season. It also marked the most wins ever for a Notre Dame team in a single season. Only two other Notre Dame squads ever completed a season undefeated at home — the 1973-74 and 1985-86 squads both finished their campaigns with identical 15-0 records. The Irish were the only BIG EAST team to finish the season undefeated at home. Dating back to 2005-06 campaign, Notre Dame has won 23 consecutive games at home following the win over Colgate on Monday night — an active streak that is fifth among all Division I teams and is the third longest in school history as well as the longest during Mike Brey's tenure. The record for consecutive wins at the Joyce Center is 24 (1973-74).

Miscellaneous Irish Stats...

Career Games In Double Figures:

Rob Kurz.....	31
Luke Harangody.....	27
Kyle McAlarney.....	14
Tory Jackson.....	10
Zach Hillesland.....	7
Luke Zeller.....	6
Ryan Ayers.....	2

Career Games With 20-Plus Points:

Luke Harangody.....	6
Rob Kurz.....	4
Kyle McAlarney.....	3
Tory Jackson.....	2

Career Games With 10-Plus Rebounds:

Rob Kurz.....	15
Luke Harangody.....	8
Zach Hillesland.....	3

Career Games With 10-Plus Assists:

Tory Jackson.....	1
-------------------	---

Career Double-Doubles:

Rob Kurz.....	13
Luke Harangody.....	8
Zach Hillesland.....	3

Number of Career Games ... Led Irish In

Rob Kurz

Scoring.....	8
Rebounds.....	24
Blocks.....	32
Steals.....	10
Assists.....	6

Luke Zeller

Rebounds.....	3
Blocks.....	10
Steals.....	2

Kyle McAlarney

Assists.....	17
Scoring.....	3
Steals.....	7

Ryan Ayers

Steals.....	4
Blocks.....	4
Rebounds.....	1

Zach Hillesland

Rebounds.....	5
Blocks.....	5
Steals.....	3

Luke Harangody

Scoring.....	7
Rebounds.....	13
Steals.....	6
Blocks.....	7
Steals.....	2

Tory Jackson

Assists.....	21
Steals.....	20
Rebounds.....	1

Jonathan Peoples

Steals.....	2
-------------	---

Tyrone Nash

Steals.....	1
Blocks.....	1

Tim Abromaitis

Blocks.....	1
-------------	---

Current NCAA Division I Home Court Win Streaks:

1. Memphis	36	5. NOTRE DAME	23
2. BYU	34	6. Holy Cross	22
3. Wisconsin	27	7. Indiana	21
4. UCLA	25	Tennessee	21

Joyce Center Streakin'

• Notre Dame will look to tie the Joyce Center home win streak mark on Saturday night against Eastern Michigan. The current 23-game win streak is the second-longest streak at the Joyce Center and longest during the Mike Brey era. Here's a look at the Joyce Center streaks ...

24 - Began with a 94-68 win over Xavier on 2/3/73 and ended with a 94-84 loss to Indiana on 12/11/74

23 - **Began with a 66-61 win over DePaul on 3/4/06 (current streak)**

22 - Began with an 88-68 win over Pittsburgh on 1/26/77 and ended with a 69-68 overtime loss to DePaul on 2/12/78

16 - Began with a 92-70 win over Fairfield on 12/9/82 and ended with a 51-47 loss to UCLA on 12/3/83

16 - Began with an 89-76 win over West Virginia on 2/20/02 and ended with a 87-79 loss to Connecticut on 2/24/03.

What A Difference A Year Makes

• With its 11-5 record in BIG EAST play last season, Notre Dame's win total was five more than the 2005-06 team which finished with a 6-10 conference mark after beginning league play 1-8. Notre Dame's 24 wins also were eight more its total of 16 the previous season.

Irish Roll Under Brey In November

• Irish teams have traditionally played well under Irish head coach Mike Brey. Notre Dame completed the month of November in 2006 with a 5-1 record. The Irish are 30-5 (.857) all-time in games played during the month of November. The five November losses have been to Creighton 80-75 in the championship game of the Guardians Classic on Nov. 26, 2002; to North Carolina State (61-48) at the John R. Wooden Tradition at Consecro Fieldhouse in Indianapolis on Nov. 26, 2005; against Butler (71-69) on Nov. 13, 2006 in the first round of the NIT Season Tip-Off; and to Baylor (68-64) and Georgia Tech (70-69) this season. This is the first season that an Irish team has lost more than one game during the month of November under Brey.

The Irish All-Time

• The 2007-08 men's basketball campaign marks the 103rd season of basketball and 13th as a member of the BIG EAST Conference. In 102-plus seasons, Irish teams have posted a 1609-887 record for a .645 winning percentage. In BIG EAST play, Notre Dame owns a 101-99 (.505) record all-time in conference regular-season play.

Always In It

• Since the 2005-06 campaign, Notre Dame's 24 losses have been by a combined 121 points for an average of 5.0 points per game. The 14 setbacks in '05-'06 were by a total of 59 points (4.2 points). The only double-digit loss was to North Carolina State (61-47). The Irish suffered 10 BIG EAST losses during the regular season and those were by a combined 35 points (3.5).

Putting Up The Points And Winning Impressively

• Notre Dame averaged 81.0 points per game last season, the best points per game average ever under Mike Brey. With its 82 points against Long Island in the season opener, the Irish proved once again that they can score points. Ten of the 24 victories a year ago were by 24 or more points, while six of those games were by 30 points or better.



Free-Throw Shooting in Final Five Minutes and Overtime:

Tim Andree	0-0 (.000)
Tim Abromaitis.....	1-1 (1.000)
Ryan Ayers	0-0 (.000)
Luke Harangody	0-0 (.000)
Zach Hillesland.....	0-1 (.000)
Tory Jackson.....	1-2 (.500)
Rob Kurz.....	8-9 (.889)
Tom Kopko.....	0-1 (.000)
Kyle McAlarney.....	1-2 (.500)
Tyrone Nash	1-2 (.500)
Jonathan Peoples.....	0-0 (.000)
Ty Proffitt	0-0 (.000)
Carleton Scott.....	0-0 (.000)
Luke Zeller	0-0 (.000)
Total.....	12-18 (.667)
Opponents.....	10-12 (.833)

Irish On The Road Under Brey

.....	<u>Away</u>	<u>Neutral</u>	<u>Overall</u>
2006-07	0-0	1-2	1-2
2006-07	3-5	3-3	6-8
2005-06	4-7	0-2	4-9
2004-05	4-6	0-1	4-7
2003-04	6-5	2-1	8-6
2002-03	4-5	6-3	10-8
2001-02	8-4	5-3	13-7
2000-01	6-4	2-2	8-6
Totals	35-36	19-17	54-53
.....	(.492)	(.528)	(.505)

Live on UND.Com

During the 2007-08 basketball campaign, 10 men's basketball home games (exhibition and non-conference) will be televised live and free of charge on the school's official athletics web site through its Fighting Irish All-Access multimedia package. Each broadcast will originate from the Joyce Center with the video supplemented by the live radio feed from the Notre Dame Radio Network.

Remaining Games scheduled for und.com:

Dec. 1	Eastern Michigan	7:00 p.m.
Dec. 8	Northern Illinois	7:00 p.m.
Dec. 22	San Francisco	4:00 p.m.
Dec. 29	Brown	7:00 p.m.
Dec. 31	North Florida	1:00 p.m.

Keeping It Close

• In the 80 losses suffered by Irish teams in Mike Brey's seven seasons, only 19 have been by 10 or more points and have been by a combined 520 for an average of 6.5 points per game. Notre Dame's 18-point loss (66-48) to Georgetown in 2006-07 was the largest ever for an Irish team under Brey.

18-Game BIG EAST Slate

• Notre Dame will play Connecticut, DePaul and Marquette twice as part of its 2007-08 18-game BIG EAST men's basketball conference slate. The league is employing an 18-game schedule this year with all teams playing each other at least once and three opponents twice (home and away). The BIG EAST utilized the 16-game slate since the 1999-00 campaign and has not played an 18-game conference schedule since 1998-99 when the league had 13 members. The format was used for eight years from 1991-99.

BIG EAST Formula For Success Under Brey

• Since his arrival at Notre Dame, Mike Brey has led Notre Dame to a 66-46 (.589) record in BIG EAST regular-season games and a 3-7 mark in tournament play for an overall record of 69-53 (.566) against league foes. In Brey's first season, the Irish posted their first-ever winning record in BIG EAST play and won the BIG EAST West Division title with an 11-5 mark. Prior to Brey's arrival at Notre Dame, Irish teams had a 35-53 (.398) regular-season record since joining the league in 1995-96.

276 And Counting

• Heading into tonight's game against Eastern Michigan, Notre Dame has hit at least one three-pointer in 276 straight games, a mark that dates back to the 1998-99 campaign. The last time an Irish team failed to hit a three-pointer was a 101-70 loss to Connecticut at the Hartford Civic Center on Jan. 12, 1999 as Notre Dame finished 0-7 from beyond the arc in the game. The 2005-06 Irish squad set the single-season record with 288 three-pointers and fell just one field goal short of that mark (287) in 2006-07.

Home Sweet Home

• Since the inaugural season in 1968-69 at the Joyce Center, Notre Dame owns a 477-141 record all-time for a .772 winning percentage. The Irish are 91-27 (.771) at the Joyce Center during Mike Brey's seven-plus seasons, and since the 1996-97 campaign, they own a 139-43 mark for a .764 winning percentage. Notre Dame's 18 wins at home last season marked the ninth time in 10 years that the Irish won 10 or more home games. The Irish played their 600th game at the Joyce Center on Nov. 27, 2006 versus Lehigh.

Over The Century Mark

• Notre Dame topped the 100-point mark twice during the 2006-07 campaign and eight times under Irish head coach Mike Brey.

Road Warriors

• In Mike Brey's seven-plus seasons, his Irish teams have compiled a road record of 54-53 (.505) that includes a 35-36 (.492) in true road games and a 19-17 mark (.545) in neutral site contests.

Double The Pleasure

• **Rob Kurz** led the Irish with nine double-doubles last season and has registered two this season (13 for his career) in the season opener against Long Island in the season (19 points and 10 rebounds) and Colgate (20 points, 10 rebounds). Ironically, both of those came while playing just 28 minutes in each contest.

The Joyce Center Renovation

On October 6, 2006, plans for the renovation of the Joyce Center arena — home to Notre Dame basketball — were announced and are scheduled to begin in September 2008.

The University has selected the architects for the project, and they currently are in the process of completing final design plans.

The first phase of the project, to begin next September, involves construction of a new three-story structure at the south end of the arena. That structure will include a new two-story lobby, the Notre Dame ticket operations (approximately 4,500 square feet) and a varsity shop to sell apparel and souvenirs (approximately 3,000 square feet), in addition to a new club seating and hospitality area.

Replacement of the Joyce Center arena seating, including installation of chair-back seating throughout the arena, is expected to take place after the University's Commencement Exercises in May 2009. The project is scheduled for completion in January 2010. The arena is expected to re-open by mid-October 2009, in time for the start of the basketball season.

The University announced last October that this \$26.3 million project has received a \$12.5 million leadership gift from Notre Dame alumnus and Trustee Philip J. Purcell III. A month later, another major gift of \$5 million came from Notre Dame graduate Vincent J. Naimoli.

The arena will be named Purcell Pavilion at the Joyce Center -- and the new club/hospitality area and two outdoor patios will be named for the Naimoli family.



Unselfish Duo

• Junior **Kyle McAlarney** and sophomore **Tory Jackson** started in the backcourt in a regular season game for the first time ever against Long Island in the season opener. The duo combined for 11 points and 15 assists (eight by Jackson and seven by McAlarney) of Notre Dame's 28 assists. Against Colgate, they dished off 12 assists (seven by Jackson and five by McAlarney) and turned the ball over just once.

Team Basketball

• Under Irish head coach Mike Brey, Notre Dame always has done a good job of distributing the basketball and shown great unselfishness as a team. That was again evident against Long Island when the Irish dished off 28 assists on 35 baskets (a 0.8 assists-to-basket ratio). Notre Dame also enjoyed a strong assist-to-basket ratio against Youngstown State with 24 assists credited to 32 baskets and against Colgate (25 assists on 32 baskets). Through six game, the Irish are averaging 20 assists per game and have dished off 120 assists on 170 baskets for a .71 assist-to-basket ratio.

Zeller Down Under

• For the second straight summer in 2007, forward **Luke Zeller** played with Athletes In Action, joining them this year for an eight-game Australian tour. During the exhibition tour, he averaged 11.3 points and 6.6 rebounds and scored in double figures in five of those contests. The previous year, he traveled to Taipei City, Taiwan and was a member of the AIA squad that captured the gold medal at the 2006 William Jones Cup.

A BIG EAST Family

• The Kurz family name is family in BIG EAST circles this season. **Rob Kurz'** younger Laura is a member of the Villanova women's basketball team. She played for two years 2004-06 at Duke before transferring to Villanova. After sitting out last season, the junior forward is posting nearly identical numbers as her older brother Rob. Rob is currently the second-leading scorer (15.0 ppg.) and rebounder (7.7), while Laura is the Wildcats' second scorer (15.2 ppg.) and top rebounder (7.8).

A New Addition To The Irish Basketball Family

• Assistant coach Rod Balanis and his wife Liz welcomed their second son, Lukas Lowell, into their family on Tues., November 27 at 11:43 a.m. joining older brother Andrew George (now two years old). The baby was delivered just over 14 hours after the Irish had beaten Colgate 94-63 on Monday night.

Paradise Jam Recap

• Notre Dame finished fifth at the Paradise Jam in the eight-team field and Luke Harangody was named to the all-tournament team after averaging 17.3 points and 8.0 rebounds.

• The Irish opened up tournament play with an impressive 76-33 victory over Monmouth as Notre Dame shot 50.9 percent from the field and limited the Hawks to just 26.5 percent (13-49). Notre Dame also held a 46-18 advantage on the boards. **Rob Kurz** led all scorers with 15 points, while **Kyle McAlarney** and **Ryan Ayers** each added 13. Ayers' 13 points marked a career-high as he connected on 5-6 shots from the field and was 3-4 from three-point range.

• **Luke Harangody** scored a game-high and matched his career-high with a 22-point effort against Baylor as he finished 9-14 from the field and grabbed eight rebounds. The only other Irish player in double figures was **Rob Kurz** as he finished with 13 points and five rebounds. Notre Dame shot just 28.6 percent in the second half and 33.9 percent for the contest, while the Bears connected on 41.4 percent.

• Notre Dame led for all but the first three minutes of the game and the final two seconds when Georgia Tech's three-pointer lifted the Yellow Jackets to the win. **Luke Harangody** notched the fifth 20-plus point outing of his career and matched his personal best for the second time in as many nights as he finished with 22 points and 11 rebounds. Harangody was one of four Irish players in double figures. **Rob Kurz** finished with 15 points and grabbed five rebounds, while **Zach Hillesland** added 12 points and **Tory Jackson** finished with 10 points as he netted double figures for the first time in four outings. Notre Dame shot 40.7 percent from the field, but allowed Georgia Tech to connect on 47.4 percent for the game and 58.8 percent (10-17) from three-point range.

2007-08 BIG EAST STANDINGS

(through games of Nov. 28)

	<u>Overall Record</u>	<u>BIG EAST Record</u>
Pittsburgh	6-0	0-0
Seton Hall	6-0	0-0
Georgetown	4-0	0-0
St. John's	4-0	0-0
Connecticut	5-1	0-0
Louisville	4-1	0-0
Marquette	4-1	0-0
Providence	4-1	0-0
Villanova	4-1	0-0
West Virginia	4-1	0-0
Cincinnati	4-2	0-0
NOTRE DAME	4-2	0-0
Rutgers	4-2	0-0
Syracuse	4-2	0-0
USF	4-3	0-0
DePaul	2-2	0-0

Players of the Week

Nov. 19 - Sam Young (PU)

Nov. 26 - Brian Laing (SHU)

Rookies of the Week

Nov. 19 - Donte Green (SU)

Nov. 19 - Donte Green (SU)

Notre Dame Weekly Honor Roll Honorees

Luke Harangody (Nov. 26)



Head Coach Mike Brey

2007 BIG EAST Coach of the Year

8th season at Notre Dame •
146-80 (.646)
13th season as a head coach •
244-132 (.649)

- Named the 17th head coach at the University of Notre Dame on July 14, 2000
- A 21-year veteran of the college ranks...
 - University of Notre Dame (head coach)
2000-07 (seven seasons)
 - University of Delaware (head coach)
1995-2000 (five seasons)
 - Duke University (assistant coach)
1987-95 (eight seasons)

	<u>Overall</u>	<u>BIG EAST (regular season)</u>
2000-01	20-10	11-5 (1st place-West Division)
2001-02	22-11	10-6 (2nd place-West Division)
2002-03	24-10	10-6 (3rd place-West Division)
2003-04	19-13	9-7 (7th place)
2004-05	17-12	9-7 (6th place)
2005-06	16-14	6-10 (11th place)
2006-07	24-8	11-5 (4th place)
2007-08	4-2	0-0
	146-80 (.646)	66-46 (.589)

- Has guided six of his 12 teams to NCAA tournament play; 10 of those teams have advanced to the postseason (four NIT appearances)
- In his first season, led Notre Dame to the 2000-01 BIG EAST West Division championship (its first league regular-season title in school history). In 2002-03, guided the Irish to their first Sweet 16 appearance since 1987
- He is only coach in the program's history to lead his teams to three consecutive 20-win seasons and three straight NCAA tournament appearances in his first three seasons
- Spent eight years as an assistant coach under Mike Krzyzewski at Duke and during that time the Blue Devils advanced to the Final Four six times and won national championships in both 1991 and '92. While there, Duke compiled a 216-65 record
- Played at DeMatha High School under legendary coach Morgan Wootten and graduated from there in 1977. Also served as an assistant coach for Wootten from 1982-87
- Received DeMatha High School's Distinguished Alumnus Award in October 2003
- Awarded an honorary monogram by the Notre Dame Monogram Club in December of 2006 and inducted in University of Delaware Athletic Hall of Fame in November of 2007

- Recipient of 2003 Coaches vs. Cancer Champion Award in recognition of his fund-raising efforts for the Coaches vs. Cancer Program and a member of the CVC National Council

- Along with wife Tish received the Distinguished Service Award and the 2007 March of Dimes Franklin D. Roosevelt Award in 2,000. The couple has raised more than \$1 million for the South Bend/Michiana area.

Mike Brey vs. Ranked Opponents:

Overall: 21-43
at Notre Dame: 21-37
(2006-07: 4-2; 2005-06: 1-7; 2004-05: 2-5; 2003-04: 2-8; 2002-03: 5-6; 2001-02: 3-6; 2000-01: 4-3)
at Delaware: 0-6

Mike Brey in Overtime Games at Notre Dame:

Overall: 3-5
at Georgetown (2/9/02) 116-111 (4 OT)
at Boston College (1/25/03)..... 101-96
vs. Georgetown (2/1/03)..... 93-92 (2OT)
at Pittsburgh (1/4/06)..... 97-100 (2OT)
vs. Georgetown (1/24/06)..... 82-85 (2OT)
at Louisville (2/4/06) 86-89
at Connecticut (2/21/06) 74-75
at Michigan (3/20/06)..... 84-87 (2OT)

Mike Brey Among BIG EAST's Best

Since his arrival, Mike Brey has compiled a 69-53 (.566) record in BIG EAST games (66-46 in regular season and 3-7 in tournament contests). Here's how the Irish coach ranks against some of the BIG EAST's best (both past and present)....

Jim Calhoun (UConn: 1986-)	254-141 (.643)
Mick Cronin (UC: 2006-)	2-14 (.125)
Jerry Wainwright (DU: 2005-)	14-19 (.424)
John Thompson (GU: 1979-99)	231-123 (.653)
John Thompson III (GU: 2004-)	37-19 (.661)
Rick Pitino (PC: 1985-87 and UL (2005-)	55-50 (.523)
Paul Evans (UP: 1986-94)	76-70 (.524)
Ben Howland (UP: 1999-03)	46-29 (.613)
Jamie Dixon (UP: 2003-)	52-23 (.693)
Tom Crean (MU: 2005-)	21-14 (.600)
Pete Gillen (PC: 1994-98)	38-43 (.469)
Tim Welsh (PC: 1998-)	66-88 (.452)
Fred Hill (RU: 2006-)	3-13 (.188)
Lou Carnesecca (SJU: 1979-92)	139-80 (.635)
Mike Jarvis (SJU: 1998-03)	57-36 (.613)
Norm Roberts (2004-)	15-34 (.306)
P.J. Carlesimo (SH: 1982-94)	90-130 (.409)
Tommy Amaker (SH: 1997-01)	35-39 (.473)
Louis Orr (SH: 2001-06)	39-47 (.453)
Bobby Gonzalez (SH: 2000-)	4-12 (.250)
Robert McCullum (USF: 2005-)	4-28 (.125)
Jim Boeheim (SU: 1979-)	333-181 (.648)
Rollie Massimino (VU: 1979-92)	123-92 (.572)
Steve Lappas (VU: 1992-01)	96-79 (.559)
Jay Wright (VU: 2001-)	61-47 (.565)
John Beilien (WVU: 2002-)	40-44 (.476)
Gale Catlett (WVU: 1995-02)	49-78 (.386)

Notre Dame Under Brey ...

	Overall	2007-08
Overall	146-80 (.646)	4-2 (.667)
At Home	92-27 (.773)	3-0 (1.000)
On the Road	35-36 (.493)	0-0 (.000)
Neutral Site	19-17 (.528)	1-2 (.333)
vs. BIG EAST (all games)	68-53 (.561)	0-0 (.000)
BIG EAST GAMES (regular season)	66-46 (.589)	0-0 (.000)
Home	40-16 (.714)	0-0 (.000)
Road	26-30 (.464)	0-0 (.000)
Non-Conference Teams (regular season)	70-20 (.778)	4-2 (.667)
Home	51-9 (.850)	3-0 (1.000)
Road	8-5 (.615)	0-0 (.000)
Neutral	11-6 (.647)	1-2 (.333)
Notre Dame Shoots 50% or better	57-2 (.967)	3-0 (1.000)
Notre Dame Shoots less than 50%	89-78 (.533)	1-2 (.333)
Hold opponent to less than 50%	127-61 (.676)	4-2 (.667)
Hold opponent to less than 40%	82-10 (.891)	2-0 (1.000)
Outrebounds opponent	83-28 (.748)	4-0 (1.000)
Plays an overtime game	3-5 (.375)	0-0 (.000)
Plays a ranked opponent	21-37 (.362)	0-0 (.000)
Plays in November	30-5 (.857)	4-2 (.667)
Plays in December	38-10 (.792)	0-0 (.000)
Plays in January	31-26 (.544)	0-0 (.000)
Plays in February	29-21 (.580)	0-0 (.000)
Plays in March	18-18 (.500)	0-0 (.000)
Scores 50 points or less	0-3 (.000)	0-0 (.000)
Scores 50+ points	143-76 (.653)	4-2 (.667)
Scores 60+ points	138-63 (.687)	4-2 (.667)
Scores 70+ points	117-38 (.755)	4-0 (1.000)
Scores 80+ points	72-12 (.857)	3-0 (1.000)
Scores 90+ points	32-1 (.970)	1-0 (1.000)
Scores 100+ points	8-0 (1.000)	0-0 (.000)
Season openers	8-0 (1.000)	1-0 (1.000)
Season openers at the Joyce Center	8-0 (1.000)	1-0 (1.000)
Record in first home game	8-0 (1.000)	1-0 (1.000)
Records in first road game (includes neutral)	4-4 (.500)	1-0 (1.000)
Records in BIG EAST openers at home	2-1 (.667)	0-0 (.000)
Records in BIG EAST openers on the road	1-3 (.250)	0-0 (.000)
Best Record	24-8 (.750) (2006-07)	
Worst Record	16-14 (.533) (2005-06)	
Most BIG EAST wins in a season (regular season and tournament)	12 (2000-01)	
Most BIG EAST losses in a season	11 (2005-06)	
Longest home winning streak	22 (2006-07)	
Longest road winning streak (includes neutral)	5 (2000-01)	
Longest home losing streak	3 (2001-02)	
Longest road losing streak (includes neutral)	5 (2005-06)	

Irish Record Under Brey In Games Decided By

1 point.....	9-8
2 points.....	4-7
3 points.....	10-15
4 points.....	3-7
5 points.....	3-5
6 points.....	7-3
7 points.....	10-5
8 points.....	3-8
9 points.....	3-4
10 points.....	6-4
11-15 points.....	32-12
16-20 points.....	16-3
21-30 points.....	17-0
31-40 points.....	14-0
41-50 points.....	9-0
50+points.....	0-0
Total	146-80

Winning BIG EAST Regular Seasons Since 2000-01

Team	# of Winning Seasons	NCAA Bids
NOTRE DAME	6	4
Pittsburgh	6	6
Syracuse	6	5
Connecticut	5	5
*Marquette	5	4
*Cincinnati	5	5
Georgetown	4	3
*Louisville	4	4
Villanova	3	3
Seton Hall	3	2
Providence	2	2
*DePaul	2	1
West Virginia	2	1
St. John's	1	1
*USF	1	0
Rutgers	0	0

* includes years in Conference USA

10-Win BIG EAST Regular Seasons Since 2000-01

Team	# of Winning Seasons
Pittsburgh	6
Syracuse	5
Connecticut	5
NOTRE DAME	4
Georgetown	3
*Marquette	2
Villanova	2
Providence	2
Seton Hall	2
Louisville	1
West Virginia	1

* joined BIG EAST in 2005-06

Notre Dame Highs and Lows Under Mike Brey

Notre Dame – Team Game High (1st Half)

Points.....	62 vs. Loyola-Chicago (11/22/00)
Field Goals Made	24 vs. IPFW (11/10/06)*
	24 vs. Syracuse (1/30/07)
Field Goals Attempted	43 vs. New Hampshire (11/16/01)*
	43 vs. Syracuse (11/30/07)
Field Goal Percentage	67.7% (21-31) vs. Pittsburgh (1/30/02)*
3 PT Field Goals Made	10 vs. Louisville (2/4/06)
	10 vs. Rider (12/28/06)*
3 PT Field Goals Attempted	21 vs. Rider (12/28/06)*
3 PT Field Goals Percentage	71.4% (5-7) vs. Fordham (12/28/05)*
Free Throws Made	11 vs. Connecticut (2/9/04)*
Free Throws Attempted	17 vs. Columbia (12/23/05)*
Free Throw Percentage	100.0% on four occasions
Total Rebounds.....	27 vs. Army (12/19/04)*
Offensive Rebounds	14 vs. Army (12/19/04)*
	14 vs. Providence (2/19/05)
Defensive Rebounds	20 vs. Long Island (11/12/07)*
Assists	19 vs. Canisius (12/19/00)*
Steals.....	12 vs. New Hampshire (11/16/01)*
Blocked Shots.....	13 vs. Belmont (11/17/02)*
Turnovers.....	14 vs. Monmouth (11/16/07)
Fouls.....	11 vs. Villanova (1/8/05)*

Notre Dame – Team Game High (2nd Half)

Points.....	68 vs. Georgetown (2/9/02)
Field Goals Made	24 vs. Pittsburgh (1/4/06)
Field Goals Attempted	63 vs. Georgetown (2/9/02)
Field Goal Percentage	72.0% vs. Lafayette (11/14/06)
3 PT Field Goals Made	11 vs. St. John's (3/6/04)
3 PT Field Goals Attempted	24 vs. Pittsburgh (1/4/06)
3 PT Field Goals Percentage	75.0% (6-8) vs. Connecticut (2/21/05)
Free Throws Made	27 vs. Seton Hall (2/18/06)
Free Throws Attempted	30 vs. Seton Hall (2/18/06)
Free Throw Percentage	100.0% (13-13) vs. Villanova (1/8/05)*
	100.0% (15-15) vs. Winston-Salem St. (11/29/06)*
Total Rebounds.....	34 vs. Seton Hall (1/8/01)
Offensive Rebounds	15 vs. Army (12/19/04)*
Defensive Rebounds	25 vs. Sacred Heart (11/18/00)*
Assists	16 vs. Army (12/19/04)*
Steals.....	14 vs. New Hampshire (11/16/01)*
Blocked Shots.....	6 vs. Belmont (11/17/02)
Turnovers	13 vs. Niagara (12/21/05)*
Fouls.....	16 vs. Rutgers (1/31/04)
	16 vs. Winthrop (3/16/07)*

Notre Dame – Team Game High (Total)

Points.....	116 vs. Georgetown (2/9/02)
Field Goals Made	42 vs. Canisius (12/19/00)*
Field Goals Attempted	94 vs. Georgetown (2/9/02)
Field Goal Percentage	66.7% (34-51) vs. Pittsburgh (1/30/02)*
3 PT Field Goals Made	17 vs. St. John's (3/6/04)#
	17 vs. Louisville (2/4/06)#
3 PT Field Goals Attempted	44 vs. Canisius (12/22/00)
3 PT Field Goals Percentage	61.9% (13-21) vs. Providence (1/14/06)*
Free Throws Made	33 vs. Seton Hall (2/18/06)
Free Throws Attempted	45 vs. Columbia (12/23/05)*
Free Throw Percentage	100% (5-5) vs. Illinois (3/22/03)
	100% (19-19) vs. Villanova (1/8/05)#
Total Rebounds.....	64 vs. Georgetown (2/9/02)
Offensive Rebounds	24 vs. Seton Hall (1/8/01)
Defensive Rebounds	40 vs. Tennessee Tech (12/17/00)*
Assists	32 vs. Canisius (12/19/00)*
Steals.....	26 vs. New Hampshire (11/16/01)*#
Blocked Shots.....	19 vs. Belmont (12/17/02)*#
Turnovers	20, on two occasions

Fouls..... 26 vs. Georgetown (2/9/02)

Notre Dame – Team Game Lows (1st Half)

Points.....	19 vs. Connecticut (2/21/04)*
Field Goals Made	6 vs. Connecticut (2/21/04)
Field Goals Attempted	21 vs. Canisius College (12/22/01)
Field Goal Percentage	18.8% (6-32) vs. Connecticut (2/21/04)
3 PT Field Goals Made.....	0 vs. West Virginia (1/7/04)
3 PT Field Goals Attempted	5 vs. Virginia Tech (1/20/04)
	5 vs. IPFW (11/23/04)*
3 PT Field Goals Percentage	0.0% (0-7) vs. West Virginia (1/7/04)*
	0.0% (0-10) vs. Michigan (12-3-05)*
Free Throws Made	0 on six occasions
Free Throws Attempted	0 on five occasions
Free Throw Percentage	0.0% on five occasions
Total Rebounds.....	10 vs. Pittsburgh (2/9/03)*
Offensive Rebounds	1 vs. Pittsburgh (2/9/03)*
	1 vs. Rutgers (3/2/05)*
Defensive Rebounds	8 vs. Pittsburgh (2/12/05)
Assists	1 vs. Villanova (1/27/07)*
Steals.....	1 on three occasions
Blocked Shots.....	0 on 13 occasions
Turnovers	1 vs. Georgetown (3/4/04)*
Fouls.....	0 vs. Samford (12/30/04)*

Notre Dame – Team Game Lows (2nd Half)

Points.....	19 vs. Valparaiso (1/5/03)
Field Goals Made	6 vs. Purdue (3/17/04)*
	6 vs. Harvard (11/19/04)*
Field Goals Attempted	19 vs. Georgetown (2/16/05)*
	19 vs. West Virginia (1/9/07)*
Field Goal Percentage	21.4% (6-28) vs. Harvard (11/19/04)*
3 PT Field Goals Made.....	1 on six occasions
3 PT Field Goals Attempted	3 vs. Indiana (12/8/04)
3 PT Field Goals Percentage	10.0% (1-10) vs. Seton Hall (1/12/03)*
Free Throws Made	0 vs. Pittsburgh (1/12/04)
Free Throws Attempted	2 vs. Pittsburgh (1/12/04)
	2 vs. West Virginia (2/1/06)
Free Throw Percentage	0.0% (0-2) vs. Pittsburgh (1/12/04)
Total Rebounds.....	7 vs. Rutgers (3/1/03)
Offensive Rebounds	2 vs. Charleston Southern (11/26/04)
Defensive Rebounds	4 vs. Rutgers (3/1/03)
Assists	0 vs. Harvard (11/19/04)
Steals.....	0 vs. Georgetown (3/4/04)*
	0 vs. Villanova (1/26/05)
Blocked Shots.....	0 on six occasions
Turnovers	0 vs. West Virginia (3/10/04)
Fouls.....	3 vs. West Virginia (1/7/04)*
	3 vs. Hofstra (11/22/05)*

Notre Dame – Team Game Lows (Total)

Points.....	48 vs. North Carolina St. (11/26/05)
	48 vs. Georgetown (1/6/07)
Field Goals Made	13 vs. Rutgers (3/1/03)
Field Goals Attempted	43 vs. West Virginia (1/9/07)
Field Goal Percentage	29.7% (19-64) vs. Connecticut (2/21/04)
3 PT Field Goals Made.....	1 vs. Pittsburgh (2/3/01)
3 PT Field Goals Attempted	8 vs. Pittsburgh (2/3/01)
3 PT Field Goals Percentage	10.5% vs. Rutgers (2/14/02)
Free Throws Made	2 vs. Syracuse (1/14/02)
Free Throws Attempted	4 vs. Pittsburgh (3/8/01)
Free Throw Percentage	35.6% (6-17) vs. Syracuse (2/5/05)
Total Rebounds.....	21 vs. Rutgers (3/1/03)
Offensive Rebounds	3 vs. DePaul (12/14/02)*
Defensive Rebounds	14 vs. DePaul (12/11/04)*
Assists	6 vs. Mississippi (3/18/01)
Steals.....	1 vs. DePaul (12/11/04)
Blocked Shots.....	0 vs. Georgetown (1/6/07) and Baylor (11/18/07)
Turnovers	4 on three occasions
Fouls.....	6 vs. West Virginia (1/7/04)*

* Indicates game played at the Joyce Center, Notre Dame, Ind.

Indicates school record



The Last Time ...

Notre Dame recorded a

30-Point win was on 11/26/06 - ND 94, Colgate 63 (31 points)*
 40-Point win was on 11/16/17 - ND 76, Monmouth 33 (43 points)
 50-Point win was on 12/28/06 - ND 101, Rider 51 (50 points)
 30-Point loss was on 1/7/99 - ND 62, Villanova 93 (31 points)*

Notre Dame shot.....

60% on FGs was on 12/14/02 - 60.0% (30-50) vs. DePaul (ND 102 - DePaul 71)
 65% on FGs was on 1/30/02 - 66.7% (34-51) vs. Pittsburgh (ND 89 - Pittsburgh 76)*
 90% on FTs was on 1/17/07 - 94.7% (18-19) vs. Winston-Salem St. (ND 90 - Winston-Salem St. 45)

Notre Dame.....

Won 10 games in a row was from 11/14/06 thru 1/3/07 - 12 straight
 Won 15 games in a row was from 12/31/53 thru 3/9/54 - 18 straight
 Won 20 games in a row never
 Lost 5 games in a row was from 1/20/06 thru 2/4/06 - 5 straight
 Scored 100 points was on 1/30/07 (ND 103 - Syracuse 91)
 - Scored 100 points on the road was on 1/30/07 (ND 103 - Syracuse 91)
 - Scored 100 points at a neutral site was on 3/12/78 (ND 100 - Houston 77) (NCAA First Round, Tulsa, OK)
 - Scored 100 points and lost was on 3/20/71 (ND 106 - Houston 119) (NCAA Regional Semi-finals at Wichita, KS)
 Allowed 100 points was on 1/17/07 vs. Villanova (ND 87 - Villanova 102)
 Scored less than 50 points was on 1/6/07 vs. Georgetown (ND 48 - Georgetown 66)
 Allowed less than 50 points was on 11/16/07 vs. Monmouth (ND 76 - Monmouth 33)
 Played an Overtime Game was on 3/20/06 vs. Michigan (ND 87 - Michigan 84 - 2OT)
 - Played in a Multi-Overtime Game was on 3/20/06 vs. Michigan (ND 87 - Michigan 84 - 2OT)
 Won on a "last second" shot was on 2/9/03 vs. Pittsburgh (ND 66 - Pittsburgh 64 - Torin Francis layup at 00:00.6)*
 Had 5 double figure scorers was on 2/20/07 vs. DePaul (ND 78 - DePaul 54)* Colin Falls 19, Rob Kurz 15, Luke Harangody 13, Tory Jackson 13, Russell Carter 13
 Had 6 double figure scorers was on 12/14/03 vs. DePaul (ND 82 - DePaul 69) Jordan Cornette 17, Chris Thomas 13, Colin Falls 12, Torin Francis 12, Chris Quinn 12, Rick Cornett 10
 Had 7 double figure scorers never
 Had two double-figure rebounders was on 11/24/07 vs. Youngstown State (ND 87 - Youngstown State 75) Luke Harangody 13, Rob Kurz 11*
 Had two players with double-doubles was on 1/30/07 vs. Syracuse (ND 103 - Syracuse 91) Russell Carter (21 pts, 13 rebs), Zach Hillesland (14 pts, 10 rebs)
 Had three players with double-doubles never
 Had two 30-point scorers was on 2/18/06 vs. Seton Hall (ND 102 - Seton Hall 91) Chris Quinn - 34, Colin Falls - 32
 Had two 20-point scorers was on 11/26/07 vs. Colgate (ND 94 - Colgate 63) Kyle McAlarney - 25, Rob Kurz - 20*
 Had three 20-point scorers was on 3/8/07 vs. Syracuse (ND 89 - Syracuse 83) Russell Carter 24, Luke Harangody 20, Colin Falls 23
 Made 10 three-point field goals was on 3/9/07 - 10-26 (38.5%) vs. Georgetown (ND 82 - Georgetown 84)
 Committed 10 turnovers or less was on 11/26/07 - 8 turnovers vs. Colgate (ND 94 - Colgate 63)*
 Committed 5 turnovers or less was on 2/21/06 - 4 turnovers vs. Connecticut (ND 74 - Connecticut 75 - OT)
 Committed 25 turnovers was on 2/8/00 - 26 turnovers vs. Villanova (ND 69 - Villanova 86)
 Forced 25 turnovers was on 11/16/01 - 30 turnovers vs. New Hampshire (ND 95 - New Hampshire 53)

An Irish player had.....

25+ points was on 11/26/07 - Kyle McAlarney (25) vs. Colgate (ND 94 - Colgate 63)*
 30+ points was on 1/23/07 - Russell Carter (32) vs. St. John's (ND 68 - St. John's 71)
 35+ points was on 1/4/06 - Chris Quinn (37) vs. Pittsburgh (ND 97 - Pittsburgh 100 2OT)
 40+ points was on 11/28/93 - Monty Williams (42) vs. Valparaiso (ND 96 - Valparaiso 74)*
 15 or more rebounds was on 1/20/04 - Torin Francis (16) vs. Virginia Tech (ND 74 - Virginia Tech 63)
 20 rebounds was on 11/22/02 - Torin Francis (20) vs. Bucknell (ND 73 - Bucknell 42)*
 a "double-double" was on 11/26/07 - Rob Kurz (20 pts, 10 rebs) vs. Colgate (ND 94 - Colgate 63)*
 a "triple-double" was on 11/16/01 - Chris Thomas (24 pts, 11 ast, 11 steals) vs. New Hampshire (ND 99 - New Hampshire 53)*
 20 points and 10 rebounds was on 11/24/07 - Luke Harangody (23 pts, 13 rebs) vs. Youngstown State (ND 87 - Youngstown State 75)*
 20 points and 20 rebounds was on 1/8/01 - Troy Murphy (25 pts, 20 rebs) vs. Seton Hall (ND 76 - Seton Hall 78)
 10 assists was on 2/3/07 - Tory Jackson (11) vs. South Florida (ND 63 - South Florida 69)
 10 blocks was on 11/17/02 - Jordan Cornette (11) vs. Belmont (ND 76 - Belmont 48)*#
 10 steals was on 11/16/01 - Chris Thomas (11) vs. New Hampshire (ND 99, New Hampshire 53)*#

An opposing player had.....

25+ points was on 2/8/07 - Wilson Chandler (25), DePaul (ND 66 - DePaul 67)
 30+ points was on 3-9-07 - Jeff Green (30), Georgetown (ND 82 - Georgetown 84)
 35+ points was on 2/1/03 - Mike Sweetney (38), Georgetown (ND 93 - Georgetown 92 2OT)
 40+ points was on 2/8/87 - Danny Manning (40), Kansas (ND 60 - Kansas 70)
 15 rebounds was on 3/8/07 - Paul Harris (15), Syracuse (ND 89 - Syracuse 83)
 20 rebounds was on 3/8/07 - Terrance Roberts (20), Syracuse (ND 89 - Syracuse 83)
 a "double-double" was on 11/24/07 - John Barber (19 pts, 12 rebs), Youngstown State (ND 87 - Youngstown State 75)*
 a "triple-double" was on 2/21/06 - Marcus Williams (18 pts, 10 rebs, 13 asts) Connecticut (ND 74 - Connecticut 75 - OT)
 20 points and 10 rebounds was on 3/16/07 - Torrell Martin (20 pts, 11 rebs) Winthrop (ND 64 - Winthrop 74)
 20 points and 20 rebounds was on 2/9/02 - Mike Sweetney (35 pts, 20 rebs) Georgetown (ND 116 - Georgetown 111 - 4OT)
 10 assists was on 3/16/07 - Michael Jenkins (11), Winthrop (ND 64 - North Carolina 74)
 10 blocks was on 1/27/73 - Bill Walton (10), UCLA (ND 63 - UCLA 82)*
 10 steals was on 1/29/89 - Mark Macon (11), Temple (ND 64 - Temple 60)*

*indicates Notre Dame home game; #school record; @Joyce Center record





Rob Kurz #31
Forward • Senior • 6-9 • 232
Lower Gwynedd, Pa. (Penn Charter)

SENIOR SEASON (2007-08):

Has started all six contests for the Irish this season ... netted a season high 20 points against Colgate (11/26) ... also brought down ten rebounds against the Raiders to mark his second double-double of the season ... grabbed season high 11 rebounds vs. Youngstown State (11/24) ... played season high 31 minutes vs. Georgia Tech (11/19) ... was 3-of-5 behind the arc against the Yellow Jackets ... was perfect from the line (6-6) against Tech ... recorded 15 points against Monmouth in only 24 minutes of play (11/16) ... played 28 minutes vs. Long Island in season opener with a season high 19 points (11/12) ... recorded first double-double of the season (12th of career) ... was 8-of-12 from the field, tying career high eight field goals ... also had season high 10 rebounds vs. the Blackbirds ... recorded four blocked shots against Long Island, another season high.

Career Stats vs. The BIG EAST

Opponent	G-GS	Min.	FG- FGA	3Pt.		FT- FTA	Reb.	A	PF	BS	ST	Pts.
				FG- FGA	FTA							
Cincinnati	1-1	29/29.0	1-3	0-0	3-5	7/7.0	0	3	0	0	0	5/5.0
Connecticut	2-0	27/13.5	2-5	2-2	0-2	7/3.5	0	2	0	1	1	6/6.0
DePaul	4-2	112/28.0	15-24	7-8	5-8	25/6.3	7	7	4	3	4	42/10.5
Georgetown	5-4	127/25.4	12-29	4-9	15-15	30/6.0	4	10	4	4	4	40/8.0
Louisville	2-1	47/23.5	2-11	1-4	8-10	13/6.5	7	8	3	0	0	13/6.5
Marquette	3-2	80/26.7	7-19	0-4	2-3	10/3.3	1	5	3	1	0	16/5.3
Pittsburgh	1-0	15/15.0	2-2	0-0	2-2	2/2.0	0	3	0	0	0	6/6.0
Providence	4-2	77/19.3	10-23	0-3	5-12	19/4.8	1	7	5	1	0	28/7.0
Rutgers	2-1	40/20.0	5-9	1-1	4-5	8/4.0	3	5	1	0	0	15/7.5
St. John's	1-1	27/27.0	1-8	0-3	5-6	9/9.0	0	3	2	1	1	7/7.0
Seton Hall	2-1	46/23.0	5-7	1-2	15-19	10/5.0	2	6	3	0	0	26/13.0
South Florida	3-1	75/25.0	8-16	3-3	12-14	22/7.3	1	7	7	2	1	31/10.3
Syracuse	2-2	53/26.5	5-17	1-2	12-15	11/5.5	1	2	2	1	0	17/8.5
Villanova	3-3	67/22.3	7-19	0-3	7-10	21/7.0	0	9	2	3	0	21/7.0
West Virginia	3-1	42/14.0	2-5	0-0	4-7	12/4.0	1	3	1	0	0	8/2.7

Career Highs

Points.....25 vs. Lehigh (11-27-06)
 Field Goals8 vs. Lafayette (11-20-05) and Long Island (11-12-07)
 Field Goals Attempted.....13 vs. Alabama (12-7-06) and DePaul (2-8-07)
 Field-Goal Percentage.....1.000 on four occasions
 Three-Point Field Goals3 on three occasions
 Three-Point Field Goals Attempted.....5 vs. Georgia Tech (11-19-07)
 Three-Point Field Goal Percentage.....1.000 on eight occasions
 Free Throws12 vs. Lehigh (11-27-06)
 Free Throws Attempted.....13 vs. Lehigh (11-27-06) and Rider (12-28-06)
 Free-Throw Percentage.....1.000 on 20 occasions
 Rebounds12 on three occasions
 Assists.....7 vs. Elon (12-16-06)
 Blocked Shots.....5 vs. Wofford (12-30-05)
 Steals3 on three occasions
 Minutes43 vs. Georgetown (1-24-06)

Season Stats

Opp.	Min.	Total			Rebounds			PF	A	TO	BLK	Stl.	Pts.			
		FG-FGA	Pct.	3FG-FGA	Pct.	FT-FTA	Pct.							Off.	Def.	Total
Long Island (S)	28	8-12	.667	1-3	.333	2-2	1.000	2	8	10	2	3	0	4	0	19
Monmouth (S)	24	5-9	.556	1-1	1.000	4-7	.571	2	3	5	2	3	4	1	0	15
Baylor (S)	27	2-11	.182	2-4	.500	7-8	.875	1	4	5	4	0	2	0	1	13
Georgia Tech (S)	31	3-6	.500	3-5	.600	6-6	1.000	2	3	5	4	4	3	2	1	15
Youngstown State (S)	26	3-5	.600	0-0	.000	2-3	.667	1	10	11	2	4	0	2	0	8
Colgate (S)	28	7-10	.700	0-2	.000	6-6	1.000	5	5	10	2	4	2	1	1	20

Career Statistics

YEAR	G-S	MIN/AVG	FG-FGA	PCT.	3-Point		FT-FTA	PCT.	Rebounds				AST.	STL	BLK	PF-D	PTS/AVG
					FG-FGA	PCT.			O	D	TOT	AVG.					
2004-05	14-0	66/4.7	5-14	.357	1-3	.333	8-14	.571	8	8	16	1.1	3	1	2	9-1	19/1.4
BIG EAST	4-0	4/1.0	0-0	.000	0-0	.000	0-0	.000	0	0	0	0.0	0	0	0	0-0	0/0.0
2005-06	30-12	638/21.3	61-131	.466	11-25	.440	58-75	.773	55	97	152	5.1	19	15	26	76-3	191/6.4
BIG EAST	16-5	339/21.2	32-71	.451	6-13	.462	33-44	.750	25	50	75	4.7	6	7	11	37-1	103/6.5
2006-07	31-30	868/28.0	113-226	.500	21-49	.429	145-179	.810	94	154	248	8.0	53	24	46	85-1	392/12.6
BIG EAST	15-14	434/28.9	45-107	.421	10-25	.400	56-77	.727	43	64	107	7.1	19	6	23	41-0	156/10.4
2007-08	6-6	164/27.3	28-53	.528	7-15	.467	27-32	.844	13	33	46	7.7	18	3	10	16-0	90/15.0
BIG EAST	0-0	0/0	0-0	.000	0-0	.000	0-0	.000	0	0	0	0.0	0	0	0	0-0	0/0
TOTALS	81-48	1736/21.4	207-424	.488	40-92	.435	238-300	.793	170	292	462	5.7	93	43	84	186-5	692/8.5
BIG EAST	35-19	777/22.2	77-178	.432	16-38	.421	89-121	.735	68	115	182	5.2	25	13	34	78-1	259/7.4





Ryan Ayers #42
Guard/Forward • Junior • 6-7 • 210
Blue Bell, Pa. (Germantown Academy)

JUNIOR SEASON (2007-08):

Netted a personal-best high 13 points and five field goals against Monmouth (11/16) in addition to grabbing a career-high seven rebounds ... posted season high 32 minutes against the Hawks ... made first career season-opener start with the Irish against Long Island (11/12) and second of his career ... matched career-high with three assists vs. Youngstown State (11/24).

Opponent	G-GS	Min.	3Pt.			Reb.	A	PF	BS	ST	Pts.
			FG-FGA	FG-FGA	FT-FTA						
Cincinnati	1-0	30/30.0	4-4	4-4	0-0	1/1.0	0	1	1	0	12/12.0
Connecticut	0-0	0/0.0	0-0	0-0	0-0	0/0.0	0	0	0	0	0/0.0
DePaul	3-0	28/9.3	2-4	2-4	0-0	3/3.0	1	0	0	0	3/1.0
Georgetown	2-0	14/7.0	0-1	0-1	0-0	0/0.0	0	0	0	1	0/0.0
Louisville	1-0	3/3.0	0-0	0-0	0-0	0/0.0	0	1	0	0	0/0.0
Marquette	3-0	18/6.0	1-3	0-2	2-2	2/0.7	0	1	0	2	4/1.3
Pittsburgh	1-0	6/6.0	0-0	0-0	0-0	0/0.0	0	1	0	0	0/0.0
Providence	2-1	21/10.5	2-4	1-1	0-0	2/1.0	1	2	0	1	5/2.5
Rutgers	2-0	13/6.5	2-3	2-3	0-0	1/0.5	0	1	0	0	6/3.0
St. John's	0-0	0/0.0	0-0	0-0	0-0	0/0.0	0	0	0	0	0/0.0
Seton Hall	2-0	17/8.5	2-2	2-2	0-0	1/0.5	1	0	0	0	6/3.0
South Florida	2-0	21/10.5	2-6	1-3	0-1	4/2.0	0	0	0	2	5/2.5
Syracuse	2-0	20/10.0	2-5	1-4	2-2	1/0.5	0	3	1	0	7/3.5
Villanova	2-0	18/9.0	2-5	2-5	2-3	1/1.0	0	1	1	0	8/4.0
West Virginia	2-0	5/2.5	1-1	1-1	0-0	0/0.0	0	0	0	0	3/1.5

Points	13 vs. Monmouth (11-16-07)
Field Goals	5 vs. Monmouth (11-16-07)
Field Goals Attempted	8 vs. Long Island (11-12-07)
Field-Goal Percentage	1.000 on five occasions
Three-Point Field Goals	4 vs. Cincinnati (2-18-07)
Three-Point Field Goals Attempted	4 on four occasions
Three-Point Field Goal Percentage	1.000 on seven occasions
Free Throws	3 vs. Stony Brook (12-30-06)
Free Throws Attempted	4 vs. Stony Brook (12-30-06)
Free-Throw Percentage	1.000 on five occasions
Rebounds	7 vs. Winston-Salem St. (11-29-06) and Monmouth (11-16-07)
Assists	3 vs. Monmouth (11-16-07) and Youngstown State (11-24-07)
Blocked Shots	2 vs. Monmouth (11-16-07)
Steals	5 vs. Winthrop (3-16-07)
Minutes	34 vs. Michigan (3-20-06)


Season Stats

Opp.	Min.	Total			Rebounds			PF	A	TO	BLK	Stl.	Pts.			
		FG-FGA	Pct.	3FG-FGA	Pct.	FT-FTA	Pct.							Off.	Def.	Total
Long Island (S)	24	3-8	.375	2-4	.500	0-0	.000	0	4	4	3	1	0	1	8	
Monmouth (S)	32	5-6	.833	3-4	.750	0-0	.000	2	5	7	0	3	1	2	0	13
Baylor (S)	27	3-6	.500	3-5	.600	0-0	.000	1	2	3	3	1	1	0	0	9
Georgia Tech (S)	18	1-3	.333	1-2	.500	0-0	.000	1	1	2	0	0	0	0	1	3
Youngstown State (S)	26	2-8	.250	2-5	.400	0-0	.000	2	1	3	1	3	2	0	1	6
Colgate (S)	20	3-7	.429	1-4	.250	2-2	1.000	0	2	2	1	0	1	0	1	9

Career Statistics

YEAR	G-S	MIN/AVG	FG-FGA	PCT.	3-Point		FT-FTA	PCT.	Rebounds			AST.	STL	BLK	PF-D	PTS/AVG	
					FG-FGA	PCT.			O	D	TOT						AVG.
2005-06	18-0	123/6.8	6-22	.273	3-12	.250	4-4	1.000	3	9	12	0.7	3	3	2	11-0	19/1.1
BIG EAST	8-0	27/3.4	2-5	.400	1-2	.500	0-0	.000	0	1	1	0.3	0	3	0	5-0	5/0.6
2006-07	30-1	358/11.9	28-67	.418	18-48	.375	14-18	.778	9	32	41	1.4	13	15	5	29-0	88/2.9
BIG EAST	15-1	175/11.7	18-30	.600	15-25	.600	6-8	.750	2	11	13	0.9	3	3	3	12-0	57/3.8
2007-08	6-6	147/24.5	17-38	.447	12-24	.500	2-2	1.000	6	15	21	3.5	8	4	2	8-0	48/8.0
BIG EAST	0-0	0/0	0-0	.000	0-0	.000	0-0	.000	0	0	0	0.0	0	0	0	0-0	0/0
TOTAL	54-7	628/11.6	51-127	.402	33-84	.393	20-24	.833	18	56	74	1.4	24	22	10	48-0	155/2.9
BIG EAST	23-1	190/8.2	20-35	.575	15-25	.600	6-8	.750	2	11	13	0.4	3	6	3	17-0	59/2.7





Zach Hillesland #33
Forward • Junior • 6-9 • 233
Toledo, Ohio (St. John's Jesuit)

JUNIOR SEASON (2007-08):

Versatile player that brings spark to the Irish off the bench ... netted 12 points for the Irish against Georgia Tech (11/19) while playing a season-high 27 minutes ... followed that up with a 10-point performance vs. Youngtown State (11/24) to record first back-to-back double-figure scoring effort of his career.

Opponent	G-GS	Min.	FG-FGA	3Pt. FG-FGA	FT-FTA	Reb.	A	PF	BS	ST	Pts.
Cincinnati	1-0	19/19.0	3-5	0-0	1-2	3/3.0	3	5	0	1	7/7.0
Connecticut	0-0	0/0.0	0-0	0-0	0-0	0/0.0	0	0	0	0	0/0.0
DePaul	2-0	32/16.0	2-6	0-0	0-0	4/2.0	5	4	1	2	4/2.0
Georgetown	2-0	36/18.0	4-6	0-0	1-2	9/4.5	0	3	0	3	9/4.5
Louisville	1-0	9/9.0	2-2	0-0	2-3	2/2.0	1	0	0	1	6/6.0
Marquette	2-0	22/11.0	2-3	0-0	1-4	5/2.5	2	4	1	1	5/2.5
Pittsburgh	1-0	1/1.0	0-0	0-0	0-0	0/0.0	0	0	0	0	0/0.0
Providence	2-0	36/18.0	7-11	0-0	0-3	8/4.0	3	3	0	2	14/7.0
Rutgers	2-0	23/11.5	2-4	0-0	0-0	8/4.0	3	4	0	0	4/2.0
St. John's	1-0	32/32.0	3-8	0-0	0-3	6/6.0	1	2	0	1	6/6.0
Seton Hall	2-0	25/12.5	6-10	0-0	0-1	10/5.0	8	1	1	2	12/6.0
South Florida	2-1	40/20.0	5-8	0-0	3-4	6/3.0	6	5	3	1	13/6.5
Syracuse	2-1	47/23.5	6-10	0-0	6-6	14/7.0	7	6	2	2	18/9.0
Villanova	2-0	37/18.5	1-7	0-0	6-9	9/4.5	2	7	1	1	8/4.0
West Virginia	1-0	14/14.0	1-1	0-0	0-0	3/3.0	3	0	0	0	2/2.0

Points	14 vs. Syracuse (1-30-07) and Providence (2-15-07)
Field Goals	7 vs. Providence (2-15-07)
Field Goals Attempted	11 vs. Providence (2-15-07)
Field-Goal Percentage	1.000 on eight occasions
Three-Point Field Goals	—
Three-Point Field Goals Attempted	—
Three-Point Field Goal Percentage	—
Free Throws	6 vs. Syracuse (1-30-07)
Free Throws Attempted	6 on three occasions
Free-Throw Percentage	1.000 on seven occasions
Rebounds	12 vs. IPFW (11-10-06)
Assists	8 vs. Seton Hall (1-14-07)
Blocked Shots	2 vs. South Florida (1-21-07)
Steals	3 vs. Lafayette (11-14-06)
Minutes	34 vs. Syracuse (1-30-07) and Providence (2-15-07)

Season Stats

Opp.	Min.	Total			Rebounds			PF	A	TO	BLK	Stl.	Pts.			
		FG-FGA	Pct.	3FG-FGA	Pct.	FT-FTA	Pct.							Off.	Def.	Total
Long Island	24	4-9	.444	0-0	.000	0-1	.000	2	5	7	1	3	1	1	8	
Monmouth	15	3-6	.500	0-0	.000	3-3	1.000	3	3	6	1	0	2	0	2	9
Baylor	16	1-3	.333	0-0	.000	1-2	.500	2	3	5	1	1	1	0	0	3
Georgia Tech	27	4-5	.800	0-0	.000	4-6	.667	1	4	5	4	2	4	0	2	12
Youngtown State	18	4-5	.800	0-0	.000	2-3	.667	3	2	5	3	3	4	2	1	10
Colgate	18	0-3	.000	0-0	.000	4-4	1.000	2	2	4	3	2	2	0	0	4

Career Statistics

YEAR	G-S	MIN/AVG	FG-FGA	PCT.	3-Point		FT-FTA	PCT.	Rebounds			AST.	STL	BLK	PF-D	PTS/AVG	
					FG-FGA	PCT.			O	D	TOT						AVG.
2005-06	13-0	29/2.2	3-6	.500	0-0	.000	2-2	1.000	0	3	3	0.2	3	0	0	5-0	8/0.6
BIG EAST	5-0	7/1.4	1-1	1.000	0-0	.000	0-0	.000	0	0	0	0.0	1	0	0	1-0	2/0.4
2006-07	32-4	628/19.6	70-121	.579	0-0	.000	44-76	.579	41	112	153	4.8	71	33	13	81-1	184/5.8
BIG EAST	16-2	339/21.2	40-76	.526	0-0	.000	20-36	.556	21	60	81	5.1	42	14	8	44-1	100/6.3
2007-08	6-0	118/19.7	16-31	.516	0-0	.000	14-19	.737	13	19	32	5.3	11	6	3	13-0	46/7.7
BIG EAST	0-0	0/0	0-0	.000	0-0	.000	0-0	.000	0	0	0	0.0	0	0	0	0-0	0/0
TOTALS	51-4	775/15.2	89-158	.563	0-0	.000	60-97	.619	54	134	188	3.7	85	39	16	99-1	238/4.7
BIG EAST	21-2	346/16.8	41-77	.532	0-0	.000	20-36	.555	21	60	81	3.8	45	14	8	41-1	102/4.8





Kyle McAlarney #23
Guard • Junior • 6-0 • 196
Staten Island, N.Y. (Moore Catholic)

JUNIOR SEASON (2007-08):

Set career high 25 points, just two days after 23 point contest, against Colgate (11/26) ... was seven-of-10 from behind the arc against the Raiders ... scored 23 points on 5-10 shooting from three-point range vs. Youngstown State (11/24) ... has started all six contests this season for Notre Dame ... with teammate Rob Kurz, led the Irish against Georgia Tech with four assists (11-19) ... played 39 minutes against Baylor, a career high (11/18) ... posted 13 points against Monmouth, a season high (11/16).

Career Stats vs. The BIG EAST

Opponent	G-GS	Min.	3Pt.			Reb.	A	PF	BS	ST	Pts.
			FGA	FGA	FTA						
Cincinnati	0-0	0/0.0	0-0	0-0	0-0	0/0.0	0	0	0	0	0/0.0
Connecticut	1-1	10/10.0	1-2	0-1	0-0	1/1.0	2	1	0	0	2/2.0
DePaul	2-0	32/16.0	3-7	2-5	0-0	3/1.5	2	2	0	0	8/4.0
Georgetown	2-0	27/13.5	1-7	0-4	0-0	2/1.0	1	0	0	0	2/1.0
Louisville	1-1	33/33.0	2-7	2-6	2-2	3/3.0	4	3	0	0	8/8.0
Marquette	2-2	73/36.5	9-19	3-8	1-1	8/4.0	12	6	0	3	22/11.0
Pittsburgh	1-0	18/18.0	1-2	1-2	0-0	1/1.0	1	5	0	0	3/3.0
Providence	2-1	59/29.5	7-10	6-7	3-3	5/2.5	6	1	0	0	23/11.5
Rutgers	1-1	34/34.0	2-6	2-6	0-0	2/2.0	8	1	0	2	6/6.0
St. John's	0-0	0/0.0	0-0	0-0	0-0	0/0.0	0	0	0	0	0/0.0
Seton Hall	1-1	15/15.0	0-0	0-0	0-0	2/2.0	4	2	0	0	0/0.0
South Florida	1-1	26/26.0	1-4	1-3	3-4	1/0.0	2	0	0	1	6/6.0
Syracuse	1-0	20/20.0	1-3	1-2	0-0	3/3.0	3	0	0	0	3/3.0
Villanova	1-0	22/22.0	3-7	3-5	4-4	3/3.0	0	2	0	0	13/13.0
West Virginia	1-0	27/27.0	1-2	1-2	0-0	1/1.0	3	0	0	0	3/3.0

Career Highs

Points..... 25 vs. Colgate (11-26-07)
 Field Goals 8 vs. Colgate (11-26-07)
 Field Goals Attempted..... 13 vs. Youngstown State (11-24-07)
 Field-Goal Percentage..... 1.000 on three occasions
 Three-Point Field Goals 7 vs. Rider (12-28-06) and Colgate (11-26-07)
 Three-Point Field Goals Attempted.. 10 vs. Youngstown State (11-24-07) and Colgate (11-26-07)
 Three-Point Field Goal Percentage..... 1.000 on three occasions
 Free Throws 6 vs. Elon (12-16-06) and Youngstown State (11-24-07)
 Free Throws Attempted..... 8 vs. Youngstown State (11-24-07)
 Free-Throw Percentage..... 1.000 on 14 occasions
 Rebounds 4 on five occasions
 Assists..... 12 vs. Lafayette (11-14-06)
 Blocked Shots..... 1 vs. IPFW (12-18-05)
 Steals 3 vs. Vanderbilt (3-15-06) and Portland (12-19-06)
 Minutes 39 vs. Baylor (11-18-07)

Season Stats

Opp.	Min.	Total			Rebounds			PF	A	TO	BLK	Stl.	Pts.			
		FG-FGA	Pct.	3FG-FGA	Pct.	FT-FTA	Pct.							Off.	Def.	Total
Long Island (S)	32	2-5	.400	1-3	.333	2-2	1.000	0	1	1	2	7	2	0	7	
Monmouth (S)	30	5-12	.417	3-9	.333	0-0	.000	1	3	4	0	3	3	0	1	13
Baylor (S)	39	1-11	.091	1-4	.250	0-1	.000	0	4	4	4	3	2	0	0	3
Georgia Tech (S)	36	3-8	.375	1-4	.250	0-0	.000	1	1	2	1	4	3	0	2	7
Youngstown State (S)	33	6-13	.462	5-10	.500	6-8	.750	0	1	1	1	3	2	0	1	23
Colgate (S)	32	8-12	.667	7-10	.700	2-2	1.000	0	2	2	0	5	0	0	1	25

Career Statistics

YEAR	G-S	MIN/AVG	FG-FGA	PCT.	3-Point		FT-FTA	PCT.	Rebounds				AST.	STL	BLK	PF-D	PTS/AVG
					FG-FGA	PCT.			O	D	TOT	AVG.					
2005-06	29-10	649/22.4	61-131	.466	40-93	.430	30-33	.909	11	37	48	1.7	72	16	1	37-1	192/6.6
BIG EAST	16-9	390/24.4	32-75	.427	22-55	.400	13-14	.929	8	27	35	2.2	48	6	0	23-1	99/6.2
2006-07	12-12	358/29.8	42-86	.488	26-56	.464	14-17	.824	7	20	27	2.3	65	13	0	6-0	124/10.3
BIG EAST	0-0	0/0.0	0-0	.000	0-0	.000	0-0	.000	0	0	0	0.0	0	0	0	0-0	0/0.0
2007-08	6-6	202/33.7	25-61	.410	18-40	.450	10-13	.769	2	12	14	2.3	25	5	0	8-0	78/13.0
BIG EAST	0-0	0/0	0-0	.000	0-0	.000	0-0	.000	0	0	0	0.0	0	0	0	0-0	0/0
TOTALS	47-28	1209/25.7	128-278	.460	84-189	.444	54-63	.857	20	69	89	1.9	162	34	1	51-1	394/8.4
BIG EAST	16-9	390/24.4	32-75	.427	22-55	.400	13-14	.929	8	27	35	2.2	48	6	0	23-1	99/6.2





Luke Zeller #40
Forward/Center • Junior • 6-10 • 239
Washington, Ind. (Washington)

JUNIOR SEASON (2007-08):

Matched career high 14 points in just 16 minutes of play against Colgate (11/26) ... knocked down four-of-five three point shots vs. the Raiders ... was five-of-six (.833) against Long Island in the season opener, posting 12 points for the Irish (11/12) ... comes off the bench to provide help down low, while also being able to find an outside shot.

Career Stats vs. The BIG EAST

Opponent	G-GS	Min.	FG- FGA	3Pt.		Reb.	A	PF	BS	ST	Pts.
				FGA	FTA						
Cincinnati	1-0	4/4.0	0-0	0-0	0-0	0/0.0	0	1	0	0	0/0.0
Connecticut	1-0	6/6.0	2-4	1-3	0-0	2/2.0	0	0	0	0	5/5.0
DePaul	3-1	39/9.8	0-5	0-4	1-2	10/5.0	2	5	0	3	1/0.3
Georgetown	4-1	47/11.8	3-11	1-7	1-2	4/1.0	1	8	0	2	8/2.0
Louisville	2-1	25/12.5	4-8	2-5	0-0	7/3.5	2	5	0	0	10/5.0
Marquette	3-0	12/4.0	1-3	1-2	0-0	3/1.0	0	2	0	0	0/0.0
Pittsburgh	1-1	38/38.0	4-12	3-10	0-0	5/5.0	3	3	1	0	11/11.0
Providence	2-0	16/8.0	0-2	0-1	0-0	1/0.5	3	2	0	0	0/0.0
Rutgers	2-0	8/4.0	1-1	0-0	0-0	2/1.0	0	2	0	0	2/1.0
St. John's	1-0	9/9.0	0-1	0-1	0-0	1/1.0	0	3	0	0	0/0.0
Seton Hall	2-0	6/3.0	1-2	0-1	0-0	0/0.0	1	1	0	0	2/0.5
South Florida	3-0	32/10.7	3-8	1-6	0-0	8/2.7	1	0	1	0	7/2.3
Syracuse	3-0	43/14.3	4-11	5-8	0-0	12/4.0	2	6	3	0	13/4.3
Villanova	3-0	29/9.7	5-12	3-9	1-2	3/1.0	0	5	0	0	14/4.7
West Virginia	2-2	18/9.0	1-2	0-1	0-0	2/1.0	2	1	1	0	2/1.0

Career Highs

Points..... 14 vs. Elon (12-16-06) and Colgate (11-26-07)
 Field Goals 5 on four occasions
 Field Goals Attempted..... 12 vs. Pittsburgh (1-4-06)
 Field-Goal Percentage..... 1.000 on seven occasions
 Three-Point Field Goals 4 vs. Colgate (11-26-07)
 Three-Point Field Goals Attempted..... 10 vs. Pittsburgh (1-4-06)
 Three-Point Field Goal Percentage..... 1.000 on six occasions
 Free Throws 4 vs. Florida International (12-10-05)
 Free Throws Attempted..... 4 vs. Florida International (12-10-05) and Lehigh (11-27-06)
 Free-Throw Percentage..... 1.000 on four occasions
 Rebounds 9 on three occasions
 Assists..... 3 on four occasions
 Blocked Shots..... 2 on three occasions
 Steals 2 on three occasions
 Minutes 38 vs. Pittsburgh (1-4-06)

Season Stats

Opp.	Min.	Total			Rebounds			PF	A	TO	BLK	Stl.	Pts.		
		FG-FGA	Pct.	3FG-FGA	Pct.	FT-FTA	Pct.							Off.	Def.
Long Island	17	5-6	.833	2-3	.667	0-0	.000	0	3	3	0	1	0	12	
Monmouth	19	1-4	.250	0-1	.000	0-0	.000	1	3	4	2	2	1	0	2
Baylor	15	2-4	.500	1-1	1.000	1-2	.500	1	2	3	0	0	0	0	6
Georgia Tech	8	0-1	.000	0-1	.000	0-0	.000	0	0	0	0	0	0	0	0
Youngstown State	15	2-4	.500	0-1	.000	0-0	.000	0	2	2	3	0	0	1	4
Colgate	16	5-8	.625	4-5	.800	0-0	.000	3	1	4	2	0	0	0	14

Career Statistics

YEAR	G-S	MIN/AVG	FG-FGA	PCT.	3-Point		FT-FTA	PCT.	Rebounds				AST.	STL	BLK	PF-D	PTS/AVG
					FG-FGA	PCT.			O	D	TOT	AVG.					
2005-06	27-9	371/13.7	32-88	.364	20-59	.339	8-17	.471	22	63	85	3.1	28	3	7	40-1	92/3.4
BIG EAST	14-3	165/11.8	13-42	.310	8-30	.267	2-4	.500	11	21	32	2.3	13	1	3	20-0	36/2.6
2006-07	32-16	398/12.4	46-94	.489	17-43	.395	12-18	.667	24	45	69	2.2	16	8	12	67-1	121/3.8
BIG EAST	16-3	150/9.4	14-33	.424	6-22	.273	1-2	.500	6	20	26	1.6	4	3	3	22-0	35/2.2
2007-08	6-0	90/15.0	15-27	.556	7-12	.583	1-2	.500	5	11	16	2.7	3	3	1	9-0	38/6.3
BIG EAST	0-0	0/0	0-0	.000	0-0	.000	0-0	.000	0	0	0	0.0	0	0	0	0-0	0/0
TOTALS	65-25	859/13.2	93-209	.445	44-114	.386	21-37	.568	51	119	170	2.6	47	14	20	116-2	251/3.9
BIG EAST	30-6	315/10.5	27-75	.360	14-52	.269	3-6	.500	17	41	58	1.9	17	4	6	42-0	71/2.4





Luke Harangody #44
Forward • Sophomore • 6-8 • 251
Schererville, Ind. (Andreas)

SOPHOMORE SEASON (2007-08):

Leads team in scoring (17.2) and rebounding (8.3) ... has been a starter in all six games for the Irish ... despite suffering a torn ligament in his right thumb at the beginning of the season, has been strong force inside for Notre Dame ... recorded third consecutive 20-plus point outing vs. Youngstown State (11/24) ... with a career-high 25 points and registered second consecutive double-double with 13 boards vs. the Penguins ... scored 22 points in back-to-back outings against Baylor (11/18) and Georgia Tech (11/19) at the Paradise Jam ... recorded first double-double of the season against the Yellow Jackets with 11 rebounds ... also played 35 minutes for a career high against Georgia Tech ... led the Irish in points (22), rebounds (11), steals (3) and blocked shots (3) vs. the Yellow Jackets ... started first career home-opener against Long Island, posting 15 points ... named to all-tournament team at Paradise Jam ... named to the BIG EAST Weekly Honor Roll (Nov. 26).

Career Stats vs. The BIG EAST

Opponent	G-GS	Min.	FG-FGA	3Pt. FG-FGA	FT-FTA	Reb.	A	PF	BS	ST	Pts.
Cincinnati	1-1	27/27.0	5-8	0-0	1-2	8/8.0	4	2	0	1	11/11.0
Connecticut	0-0	0/0.0	0-0	0-0	0-0	0/0.0	0	0	0	0	0/0.0
DePaul	2-2	43/21.5	7-22	0-0	4-6	16/8.0	3	2	0	3	18/9.0
Georgetown	2-1	36/18.0	4-12	0-0	8-10	5/2.5	3	9	0	2	16/8.0
Louisville	1-0	21/21.0	7-11	0-0	1-1	6/6.0	0	1	0	0	15/15.0
Marquette	1-1	29/29.0	6-12	1-1	8-11	7/7.0	7	2	0	2	21/21.0
Pittsburgh	0-0	0/0.0	0-0	0-0	0-0	0/0.0	0	0	0	0	0/0.0
Providence	1-1	12/12.0	3-5	0-0	0-0	2/2.0	1	4	0	0	6/6.0
Rutgers	1-1	28/28.0	4-13	0-0	2-3	7/7.0	1	4	1	2	10/10.0
St. John's	1-1	12/12.0	0-2	0-0	1-2	3/3.0	0	3	0	0	1/1.0
Seton Hall	1-1	22/22.0	5-11	0-0	2-4	5/5.0	1	3	1	0	12/12.0
South Florida	2-2	41/20.5	5-13	0-0	4-5	14/7.0	1	7	1	0	14/7.0
Syracuse	2-2	63/31.5	15-33	0-0	11-12	24/12.0	0	7	1	1	41/20.5
Villanova	2-2	56/28.0	6-14	0-0	5-6	11/5.5	1	6	2	2	17/8.5
West Virginia	1-0	19/19.0	4-7	0-0	3-4	5/5.0	1	0	0	0	11/11.0

Career Highs

Points.....25 vs. Youngtown State (11-24-07)
 Field Goals 12 vs. Youngstown State (11-24-07)
 Field Goals Attempted..... 20 vs. Marquette (2-24-07)
 Field-Goal Percentage......778 vs. The Citadel (11-19-06)
 Three-Point Field Goals —
 Three-Point Field Goals Attempted..... —
 Three-Point Field Goal Percentage..... —
 Free Throws 8 vs. Portland (12-19-06) and Marquette (2-24-07)
 Free Throws Attempted.....9 on three occasions
 Free-Throw Percentage.....1.000 on 12 occasions
 Rebounds 13 vs. Syracuse (1-30-07) and Marquette (2-24-07)
 Assists.....4 vs. Army (12-21-06) and Youngstown State (11-24-07)
 Blocked Shots..... 3 vs. Georgia Tech (11-19-07)
 Steals3 on four occasions
 Minutes 35 vs. Georgia Tech (11-19-07)

Season Stats

Opp.	Min.	Total			Rebounds			PF	A	TO	BLK	Stl.	Pts.			
		FG-FGA	Pct.	3FG-FGA	Pct.	FT-FTA	Pct.							Off.	Def.	Total
Long Island (S)	24	7-12	.583	0-0	.000	1-4	.250	1	5	6	3	3	5	2	1	15
Monmouth (S)	22	4-6	.667	0-0	.000	0-0	.000	1	4	5	2	2	0	0	0	8
Baylor (S)	29	9-14	.643	0-0	.000	4-5	.800	5	3	8	3	0	4	0	1	22
Georgia Tech (S)	35	8-19	.421	0-0	.000	6-9	.667	5	6	11	2	1	3	3	3	22
Youngstown State (S)	27	12-17	.706	0-0	.000	1-2	.500	1	12	13	2	4	1	0	1	25
Colgate (S)	19	5-11	.455	0-0	.000	1-1	1.000	2	5	7	3	1	0	0	1	11

Career Statistics

YEAR	G-S	MIN/AVG	FG-FGA	PCT.	3-Point		FT-FTA	PCT.	Rebounds				AST.	STL	BLK	PF-D	PTS/AVG
					FG-FGA	PCT.			O	D	TOT	AVG.					
2006-07	32-16	658/20.6	133-290	.459	0-1	.000	93-114	.816	85	112	197	6.2	38	28	15	83-3	359/11.2
BIG EAST	16-13	354/22.1	62-149	.416	0-0	.000	39-52	.750	46	60	106	6.6	13	13	7	45-1	163/10.2
2007-08	6-6	156/26.0	45-79	.570	0-0	.000	13-21	.619	15	35	50	8.3	11	7	5	15-0	103/17.2
BIG EAST	0-0	0/0	0-0	.000	0-0	.000	0-0	.000	0	0	0	0.0	0	0	0	0-0	0/0
TOTALS	38-22	814/21.4	178-369	.482	0-1	.000	106-135	.785	100	147	247	6.5	49	35	20	98-3	462/12.2
BIG EAST	16-13	354/22.1	62-149	.416	0-0	.000	39-52	.750	46	60	106	6.6	13	13	7	45-1	163/10.2





Tory Jackson #2
Guard • Sophomore • 5-11 • 193
Saginaw, Mich. (Buena Vista)

SOPHOMORE SEASON (2007-08):

Has started all six contests for Notre Dame ... despite struggling with his shot, has continued to put in quality minutes for the Irish at guard ... recorded seven assists against Colgate (11/26) ... had one of his best all-around outings to date with nine points, six rebounds and six assists vs. Youngstown State (11/24) ... recorded season-high 10 points against Georgia Tech (11/19) ... did not commit any turnovers against Baylor (11/18) ... started in first season-opener against Long Island, leading the Irish with eight assists.

Career Stats vs. The BIG EAST

Opponent	G-GS	Min.	3Pt.			Reb.	A	PF	BS	ST	Pts.
			FG-FGA	FGA	FTA						
Cincinnati	1-1	34/34.0	3-9	2-4	2-2	2/2.0	6	3	0	0	10/10.0
Connecticut	0-0	0/0.0	0-0	0-0	0-0	0/0.0	0	0	0	0	0/0.0
DePaul	2-2	76/38.0	11-18	1-3	2-4	13/6.5	9	2	0	2	25/12.5
Georgetown	2-2	74/37.0	10-24	1-3	4-5	12/6.0	8	5	0	1	25/12.5
Louisville	1-1	35/35.0	5-8	0-2	4-7	5/5.0	4	2	0	3	14/14.0
Marquette	1-1	40/40.0	6-12	1-1	8-11	7/2.0	7	2	0	2	21/21.0
Pittsburgh	0-0	0/0.0	0-0	0-0	0-0	0/0.0	0	0	0	0	0/0.0
Providence	1-1	35/35.0	3-7	1-3	3-4	1/1.0	4	4	1	4	10/10.0
Rutgers	1-1	37/37.0	1-5	0-2	4-4	6/6.0	9	3	0	1	6/6.0
St. John's	1-1	38/38.0	3-9	0-1	0-2	2/2.0	8	2	0	4	6/6.0
Seton Hall	1-1	36/36.0	2-6	0-1	0-0	4/4.0	5	4	0	1	4/4.0
South Florida	2-2	68/34.0	7-17	0-2	3-7	9/4.4	16	8	0	2	17/8.5
Syracuse	2-2	75/37.5	6-13	1-4	14-18	8/4.0	16	6	0	7	27/13.5
Villanova	2-2	65/32.5	3-12	1-6	6-6	4/2.0	12	7	0	4	13/6.5
West Virginia	1-1	26/26.0	0-2	0-1	0-0	2/2.0	6	1	0	3	0/0.0

Career Highs

Points..... 21 vs. Marquette (2-24-07)
 Field Goals 8 vs. Georgetown (3-9-07)
 Field Goals Attempted..... 16 vs. Georgetown (3-9-07)
 Field-Goal Percentage..... 1.000 vs. Lehigh (11-27-06) and Rider (11-28-06)
 Three-Point Field Goals 2 vs. Cincinnati (2-18-07)
 Three-Point Field Goals Attempted..... 4 on three occasions
 Three-Point Field Goal Percentage..... 1.000 on three occasions
 Free Throws 11 vs. Syracuse (1-30-07)
 Free Throws Attempted..... 14 vs. Syracuse (1-30-07)
 Free-Throw Percentage..... 1.000 on five occasions
 Rebounds 9 vs. DePaul (2-20-07)
 Assists..... 11 vs. South Florida (2-3-07)
 Blocked Shots..... 1 on three occasions
 Steals 5 vs. Winston-Salem St. (11-29-06) and Maryland (12-3-06)
 Minutes 40 on three occasions

Season Stats

Opp.	Min.	Total			Rebounds			PF	A	TO	BLK	Stl.	Pts.			
		FG-FGA	Pct.	3FG-FGA	Pct.	FT-FTA	Pct.							Off.	Def.	Total
Long Island (S)	28	2-4	.500	0-1	.000	0-0	.000	0	6	6	1	8	3	1	2	4
Monmouth (S)	33	1-6	.167	1-4	.250	0-1	.000	1	5	6	1	4	3	1	3	3
Baylor (S)	27	2-8	.250	0-4	.000	2-3	.667	0	2	2	3	3	0	0	3	6
Georgia Tech (S)	37	3-11	.273	0-3	.000	4-8	.500	1	3	4	3	3	5	0	2	10
Youngstown State (S)	33	2-4	.500	0-0	.000	5-8	.625	4	2	6	2	6	6	0	1	9
Colgate (S)	28	2-3	.667	0-0	.000	0-0	.000	1	2	3	2	7	1	0	3	4

Career Statistics

YEAR	G-S	MIN/AVG	FG-FGA	PCT.	3-Point			Rebounds							PF-D	PTS/AVG	
					FG-FGA	PCT.	FT-FTA	PCT.	O	D	TOT	AVG.	AST.	STL			BLK
2006-07	32-20	891/27.8	84-202	.416	13-54	.241	68-108	.630	35	70	105	3.3	139	59	1	80-1	249/7.8
BIG EAST	16-16	560/35.0	50-121	.413	7-31	.226	43-61	.705	20	42	62	3.9	96	28	1	44-1	150/9.4
2007-08	6-6	186/31.0	12-36	.333	1-12	.083	11-20	.550	7	20	27	4.5	31	14	2	12-0	36/6.0
BIG EAST	0-0	0/0	0-0	.000	0-0	.000	0-0	.000	0	0	0	0.0	0	0	0	0-0	0/0
TOTALS	38-26	1077/28.3	96-238	.403	14-66	.212	79-128	.617	42	90	132	3.5	170	73	3	92-1	185/7.5
BIG EAST	16-16	560/35.0	50-121	.413	7-31	.226	43-61	.705	20	42	62	3.9	96	28	1	44-1	150/9.4





Jonathan Peoples #20
Guard • Sophomore • 6-3 • 215
Bellwood, Ill. (St. Joseph)

SOPHOMORE SEASON (2007-08):

Reserve guard off the bench and serves as backup to McAlarney and Jackson ... set career high assists with four against Colgate (11/26) ... posted career high 20 minutes against Baylor (11/18) ... was 3-of-4 from the field (2-of-2 from behind the arc) against Monmouth, posting a season high eight points (11/16).

Career Stats vs. The BIG EAST

Opponent	G-GS	Min.	3Pt.			Reb.	A	PF	BS	ST	Pts.
			FG- FGA	FG- FGA	FTA						
Cincinnati	1-1	29/29.0	1-3	0-0	3-5	7/7.0	0	3	0	0	5/5.0
Connecticut	2-0	27/13.5	2-5	2-2	0-2	7/3.5	0	2	0	1	6/6.0
DePaul	4-2	112/28.0	15-24	7-8	5-8	25/6.3	7	7	4	3	42/10.5
Georgetown	5-4	127/25.4	12-29	4-9	15-15	30/6.0	4	10	4	4	40/8.0
Louisville	2-1	47/23.5	2-11	1-4	8-10	13/6.5	7	8	3	0	13/6.5
Marquette	3-2	80/26.7	7-19	0-4	2-3	10/3.3	1	5	3	1	16/5.3
Pittsburgh	1-0	15/15.0	2-2	0-0	2-2	2/2.0	0	3	0	0	6/6.0
Providence	4-2	77/19.3	10-23	0-3	5-12	19/4.8	1	7	5	1	28/7.0
Rutgers	2-1	40/20.0	5-9	1-1	4-5	8/4.0	3	5	1	0	15/7.5
St. John's	1-1	27/27.0	1-8	0-3	5-6	9/9.0	0	3	2	1	7/7.0
Seton Hall	2-1	46/23.0	5-7	1-2	15-19	10/5.0	2	6	3	0	26/13.0
South Florida	3-1	75/25.0	8-16	3-3	12-14	22/7.3	1	7	7	2	31/10.3
Syracuse	2-2	53/26.5	5-17	1-2	12-15	11/5.5	1	2	2	1	17/8.5
Villanova	3-3	67/22.3	7-19	0-3	7-10	21/7.0	0	9	2	3	21/7.0
West Virginia	3-1	42/14.0	2-5	0-0	4-7	12/4.0	1	3	1	0	8/2.7

Career Highs

Points.....9 vs. Seton Hall (1-14-07)
 Field Goals3 vs. Monmouth (11-16-07)
 Field Goals Attempted..... 8 vs. Colgate (11-26-07)
 Field-Goal Percentage..... 1.000 on seven occasions
 Three-Point Field Goals 2 vs. Seton Hall (1-14-07) and Monmouth (11-16-07)
 Three-Point Field Goals Attempted..... 4 vs. Colgate (11-26-07)
 Three-Point Field Goal Percentage..... 1.000 on six occasions
 Free Throws 3 vs. Lafayette (11-14-06) and Seton Hall (1-14-07)
 Free Throws Attempted..... 13 vs. Lehigh (11-27-06) and Rider (12-28-06)
 Free-Throw Percentage 1.000 on three occasions
 Rebounds 5 vs. South Florida (1-21-07)
 Assists..... 4 vs. Colgate (11-26-07)
 Blocked Shots..... 1 vs. South Florida (1-21-07)
 Steals 3 vs. Villanova (1-17-07)
 Minutes 20 vs. Baylor (11-18-07)


Season Stats

Opp.	Min.	Total			Rebounds			PF	A	TO	BLK	Stl.	Pts.			
		FG-FGA	Pct.	3FG-FGA	Pct.	FT-FTA	Pct.							Off.	Def.	Total
Long Island	15	2-6	.333	1-3	.333	0-0	.000	3	0	3	0	1	0	5		
Monmouth	13	3-4	.750	2-2	1.000	0-0	.000	0	1	1	2	1	0	0	8	
Baylor	20	0-2	.000	0-1	.000	2-2	1.000	2	1	3	3	2	0	0	1	2
Georgia Tech	8	0-1	.000	0-1	.000	0-0	.000	0	0	0	0	0	1	0	0	0
Youngstown State	18	1-2	.500	0-1	.000	0-2	.000	0	2	2	0	1	1	0	1	2
Colgate	18	1-8	.125	1-4	.250	1-2	.500	2	1	3	0	4	0	0	0	4

Career Statistics

YEAR	G-S	MIN/AVG	FG-FGA	PCT.	3-Point		FT-FTA	PCT.	Rebounds				AST.	STL	BLK	PF-D	PTS/AVG
					FG-FGA	PCT.			O	D	TOT	AVG.					
2006-07	26-0	166/6.4	16-34	.471	8-17	.471	8-10	.800	2	18	20	0.8	19	8	1	10-0	48/1.8
BIG EAST	16-0	110/6.9	9-19	.474	5-10	.500	3-4	.750	2	11	13	0.9	15	6	1	8-0	26/1.6
2007-08	6-0	92/15.3	7-23	.304	4-12	.333	3-4	.750	7	5	12	2.0	9	3	0	5-0	21/3.5
BIG EAST	0-0	0/0	0-0	.000	0-0	.000	0-0	.000	0	0	0	0.0	0	0	0	0-0	0/0
TOTALS	32-0	258/8.1	23-57	.404	12-29	.414	11-14	.786	9	23	32	1.0	28	11	1	15-0	69/2.2
BIG EAST	16-0	110/6.9	9-19	.474	5-10	.500	3-4	.750	2	11	13	0.9	15	6	1	8-0	26/1.6





Tim Abromaitis #21
Forward • Freshman • 6-8 • 224
Unionville, Conn. (Farmington)

FRESHMAN SEASON (2007-08):

Has seen game action three times as a newcomer ... recorded three points and three rebounds in only four minutes of play against Monmouth (11/16) ... scored first collegiate points on only field goal attempt in season opener vs. Long Island (11/12).

Career Stats vs. The BIG EAST

Opponent	G-GS	Min.	FG-FGA	3Pt.		FT-FTA	Reb.	A	PF	BS	ST	Pts.
				FGA	FTA							
Cincinnati	0-0	00/00	0-0	0-0	0-0	0-0	0	0	0	0	0	0/0
Connecticut	0-0	00/00	0-0	0-0	0-0	0-0	0	0	0	0	0	0/0
DePaul	0-0	00/00	0-0	0-0	0-0	0-0	0	0	0	0	0	0/0
Georgetown	0-0	00/00	0-0	0-0	0-0	0-0	0	0	0	0	0	0/0
Louisville	0-0	00/00	0-0	0-0	0-0	0-0	0	0	0	0	0	0/0
Marquette	0-0	00/00	0-0	0-0	0-0	0-0	0	0	0	0	0	0/0
Pittsburgh	0-0	00/00	0-0	0-0	0-0	0-0	0	0	0	0	0	0/0
Providence	0-0	00/00	0-0	0-0	0-0	0-0	0	0	0	0	0	0/0
Rutgers	0-0	00/00	0-0	0-0	0-0	0-0	0	0	0	0	0	0/0
St. John's	0-0	00/00	0-0	0-0	0-0	0-0	0	0	0	0	0	0/0
Seton Hall	0-0	00/00	0-0	0-0	0-0	0-0	0	0	0	0	0	0/0
South Florida	0-0	00/00	0-0	0-0	0-0	0-0	0	0	0	0	0	0/0
Syracuse	0-0	00/00	0-0	0-0	0-0	0-0	0	0	0	0	0	0/0
Villanova	0-0	00/00	0-0	0-0	0-0	0-0	0	0	0	0	0	0/0
West Virginia	0-0	00/00	0-0	0-0	0-0	0-0	0	0	0	0	0	0/0

Career Highs

Points.....3 vs. Monmouth (11-16-07)
 Field Goals1 vs. Long Island (11-12-07) and Monmouth (11-16-07)
 Field Goals Attempted.....2 vs. Monmouth (11-16-07)
 Field-Goal Percentage.....1.000 vs Long Island (11-12-07)
 Three-Point Field Goals—
 Three-Point Field Goals Attempted.....1 vs. Monmouth (11-16-07)
 Three-Point Field Goal Percentage.....—
 Free Throws1 vs. Monmouth (11-16-07)
 Free Throws Attempted.....1 vs. Monmouth (11-16-07)
 Free-Throw Percentage.....1.000 vs. Monmouth (11-16-07)
 Rebounds3 vs. Monmouth (11-16-07)
 Assists.....—
 Blocked Shots.....—
 Steals.....—
 Minutes4 on three occasions


Season Stats

Opp.	Min.	Total			Rebounds			PF	A	TO	BLK	Stl.	Pts.
		FG-FGA	Pct.	3FG-FGA	Pct.	FT-FTA	Pct.						
Long Island	4	1-1	1.000	0-0	.000	0-0	.000	0	0	0	0	0	2
Monmouth	4	1-2	.500	0-1	.000	1-1	1.000	1	2	3	0	0	3
Baylor	DNP												
Georgia Tech	DNP												
Youngstown State	1	0-0	.000	0-0	.000	0-0	.000	0	0	0	0	0	0
Colgate	4	0-3	.000	0-2	.000	0-0	.000	1	1	2	0	1	0

Career Statistics

YEAR	G-S	MIN/AVG	FG-FGA	PCT.	3-Point		FT-FTA	PCT.	Rebounds				AST.	STL	BLK	PF-D	PTS/AVG
					FG-FGA	PCT.			O	D	TOT	AVG.					
2007-08	4-0	13/3.3	2-6	.333	0-3	.000	1-1	1.000	2	3	5	1.3	0	1	1	0-0	5/1.3
BIG EAST	0-0	0/0	0-0	.000	0-0	.000	0-0	.000	0	0	0	0.0	0	0	0	0-0	0/0
TOTALS	4-0	13/3.3	2-6	.333	0-3	.000	1-1	1.000	2	3	5	1.3	0	1	1	0-0	5/1.3
BIG EAST	0-0	0/0	0-0	.000	0-0	.000	0-0	.000	0	0	0	0.0	0	0	0	0-0	0/0





Tyrone Nash #1
Guard • Freshman • 6-7 • 220
**Queens, N.Y. (Lawrence Woodmere Academy/
 Northfield Mount Hermon)**

FRESHMAN SEASON (2007-08):

Recorded 11 minutes of play against Colgate (11/26) ... had one blocked shot and two assists (season highs) vs. the Raiders ... recorded six rebounds in just four minutes of play in the season opener against Long Island (11/12) .. also scored a basket in the final minutes of the contest with the Blackbirds.

Opponent	G-GS	Min.	3Pt.			Reb.	A	PF	BS	ST	Pts.
			FG-FGA	FGA	FTA						
Cincinnati	0-0	00/00	0-0	0-0	0-0	0-0	0	0	0	0	0/0
Connecticut	0-0	00/00	0-0	0-0	0-0	0-0	0	0	0	0	0/0
DePaul	0-0	00/00	0-0	0-0	0-0	0-0	0	0	0	0	0/0
Georgetown	0-0	00/00	0-0	0-0	0-0	0-0	0	0	0	0	0/0
Louisville	0-0	00/00	0-0	0-0	0-0	0-0	0	0	0	0	0/0
Marquette	0-0	00/00	0-0	0-0	0-0	0-0	0	0	0	0	0/0
Pittsburgh	0-0	00/00	0-0	0-0	0-0	0-0	0	0	0	0	0/0
Providence	0-0	00/00	0-0	0-0	0-0	0-0	0	0	0	0	0/0
Rutgers	0-0	00/00	0-0	0-0	0-0	0-0	0	0	0	0	0/0
St. John's	0-0	00/00	0-0	0-0	0-0	0-0	0	0	0	0	0/0
Seton Hall	0-0	00/00	0-0	0-0	0-0	0-0	0	0	0	0	0/0
South Florida	0-0	00/00	0-0	0-0	0-0	0-0	0	0	0	0	0/0
Syracuse	0-0	00/00	0-0	0-0	0-0	0-0	0	0	0	0	0/0
Villanova	0-0	00/00	0-0	0-0	0-0	0-0	0	0	0	0	0/0
West Virginia	0-0	00/00	0-0	0-0	0-0	0-0	0	0	0	0	0/0

Points.....	2 vs. Long Island (11-12-07)
Field Goals	1 vs. Long Island (11-12-07)
Field Goals Attempted.....	5 vs. Long Island (11-12-07)
Field-Goal Percentage.....	.200 vs. Long Island (11-12-07)
Three-Point Field Goals	—
Three-Point Field Goals Attempted.....	—
Three-Point Field Goal Percentage.....	—
Free Throws	1 vs. Colgate (11-26-07)
Free Throws Attempted.....	2 vs. Colgate (11-26-07)
Free-Throw Percentage.....	.500 vs. Colgate (11-26-07)
Rebounds	6 vs. Long Island (11-12-07)
Assists.....	2 vs. Colgate (11-26-07)
Blocked Shots.....	1 vs. Colgate (11-26-07)
Steals.....	—
Minutes	11 vs. Colgate (11-26-07)


Season Stats

Opp.	Min.	Total			3FG-FGA			FT-FTA			Rebounds			PF	A	TO	BLK	Stl.	Pts.
		FG-FGA	Pct.	Pct.	Pct.	Pct.	Off.	Def.	Total										
Long Island	4	1-5	.200	0-0	.000	0-0	.000	4	2	6	0	1	0	0	0	0	0	2	
Monmouth	4	0-0	.000	0-0	.000	0-0	.000	0	0	0	0	1	0	0	0	0	0	0	
Baylor	DNP																		
Georgia Tech	DNP																		
Youngstown State	3	0-0	.000	0-0	.000	0-0	.000	0	0	0	0	0	0	0	0	1	0	0	
Colgate	11	0-2	.000	0-0	.000	1-2	.500	0	3	3	3	2	0	1	0	0	0	1	

Career Statistics

YEAR	G-S	MIN/AVG	FG-FGA	PCT.	3-Point			FT-FTA	PCT.	Rebounds				AST.	STL	BLK	PF-D	PTS/AVG
					FG-FGA	PCT.	PCT.			O	D	TOT	AVG.					
2007-08	4-0	22/5.5	1-7	.143	0-0	.000	1-2	.500	4	5	9	2.3	4	1	1	3-0	3/08	
BIG EAST	0-0	0/0	0-0	.000	0-0	.000	0-0	.000	0	0	0	0.0	0	0	0	0-0	0/0.0	
TOTALS	4-0	22/5.5	1-7	.143	0-0	.000	1-2	.500	4	5	9	2.3	4	1	1	3-0	3/08	
BIG EAST	0-0	0/0	0-0	.000	0-0	.000	0-0	.000	0	0	0	0.0	0	0	0	0-0	0/0.0	





Ty Proffitt #13
Guard • Freshman • 6-4 • 206
London, Ky. (South Laurel)

FRESHMAN SEASON (2007-08):

Missed the first four games of the season after suffering a groin injury in practice ... scored two points in four minutes of play against Colgate (11/26) ... played in his first collegiate game vs. Youngstown State (11/24).


Opponent	G-GS	Min.	FG-FGA	3Pt. FG-FGA	FT-FTA	Reb.	A	PF	BS	ST	Pts.
Cincinnati	0-0	00/00	0-0	0-0	0-0	0-0	0	0	0	0	0/0
Connecticut	0-0	00/00	0-0	0-0	0-0	0-0	0	0	0	0	0/0
DePaul	0-0	00/00	0-0	0-0	0-0	0-0	0	0	0	0	0/0
Georgetown	0-0	00/00	0-0	0-0	0-0	0-0	0	0	0	0	0/0
Louisville	0-0	00/00	0-0	0-0	0-0	0-0	0	0	0	0	0/0
Marquette	0-0	00/00	0-0	0-0	0-0	0-0	0	0	0	0	0/0
Pittsburgh	0-0	00/00	0-0	0-0	0-0	0-0	0	0	0	0	0/0
Providence	0-0	00/00	0-0	0-0	0-0	0-0	0	0	0	0	0/0
Rutgers	0-0	00/00	0-0	0-0	0-0	0-0	0	0	0	0	0/0
St. John's	0-0	00/00	0-0	0-0	0-0	0-0	0	0	0	0	0/0
Seton Hall	0-0	00/00	0-0	0-0	0-0	0-0	0	0	0	0	0/0
South Florida	0-0	00/00	0-0	0-0	0-0	0-0	0	0	0	0	0/0
Syracuse	0-0	00/00	0-0	0-0	0-0	0-0	0	0	0	0	0/0
Villanova	0-0	00/00	0-0	0-0	0-0	0-0	0	0	0	0	0/0
West Virginia	0-0	00/00	0-0	0-0	0-0	0-0	0	0	0	0	0/0

Points.....	2 vs. Colgate (11-26-07)
Field Goals	1 vs. Colgate (11-26-07)
Field Goals Attempted.....	2 vs. Colgate (11-26-07)
Field-Goal Percentage.....	.500 vs. Colgate (11-26-07)
Three-Point Field Goals	—
Three-Point Field Goals Attempted.....	1 vs. Colgate (11-26-07)
Three-Point Field Goal Percentage.....	—
Free Throws	—
Free Throws Attempted.....	—
Free-Throw Percentage.....	—
Rebounds	—
Assists.....	—
Blocked Shots.....	—
Steals	—
Minutes	4 vs. Colgate (11-26-07)

Opp.	Min.	Total				Rebounds				PF	A	TO	BLK	Stl.	Pts.
		FG-FGA	Pct.	3FG-FGA	Pct.	FT-FTA	Pct.	Off.	Def.						
Long Island	DNP-Inj.														
Monmouth	DNP-Inj.														
Baylor	DNP-Inj.														
Georgia Tech	DNP-Inj.														
Youngstown State	1	0-0	.000	0-0	.000	0-0	.000	0	0	0	0	0	0	0	0
Colgate	4	1-2	.500	0-1	.000	0-0	.000	0	0	0	0	0	0	0	2

YEAR	G-S	MIN/AVG	FG-FGA	PCT.	3-Point		FT-FTA	PCT.	Rebounds				AST.	STL	BLK	PF-D	PTS/AVG
					FG-FGA	PCT.			O	D	TOT	AVG.					
2007-08	2-0	4/2.0	1-2	.500	0-1	.000	0-0	.000	0	0	0	0.0	0	0	0	0-0	2/1.0
BIG EAST	0-0	0/0	0-0	.000	0-0	.000	0-0	.000	0	0	0	0.0	0	0	0	0-0	0/0.0
TOTALS	2-0	4/2.0	1-2	.500	0-1	.000	0-0	.000	0	0	0	0.0	0	0	0	0-0	2/1.0
BIG EAST	0-0	0/0	0-0	.000	0-0	.000	0-0	.000	0	0	0	0.0	0	0	0	0-0	0/0.0





Carleton Scott #34
Forward • Freshman • 6-7 • 194
San Antonio, Texas (James Madison)

FRESHMAN SEASON (2007-08):

Has not seen game time with the Irish this season.

Career Stats vs. The BIG EAST

Opponent	G-GS	Min.	FG-FGA	3Pt.		FT-FTA	Reb.	A	PF	BS	ST	Pts.
				FGA	FTA							
Cincinnati	0-0	00/00	0-0	0-0	0-0	0-0	0	0	0	0	0	0/0
Connecticut	0-0	00/00	0-0	0-0	0-0	0-0	0	0	0	0	0	0/0
DePaul	0-0	00/00	0-0	0-0	0-0	0-0	0	0	0	0	0	0/0
Georgetown	0-0	00/00	0-0	0-0	0-0	0-0	0	0	0	0	0	0/0
Louisville	0-0	00/00	0-0	0-0	0-0	0-0	0	0	0	0	0	0/0
Marquette	0-0	00/00	0-0	0-0	0-0	0-0	0	0	0	0	0	0/0
Pittsburgh	0-0	00/00	0-0	0-0	0-0	0-0	0	0	0	0	0	0/0
Providence	0-0	00/00	0-0	0-0	0-0	0-0	0	0	0	0	0	0/0
Rutgers	0-0	00/00	0-0	0-0	0-0	0-0	0	0	0	0	0	0/0
St. John's	0-0	00/00	0-0	0-0	0-0	0-0	0	0	0	0	0	0/0
Seton Hall	0-0	00/00	0-0	0-0	0-0	0-0	0	0	0	0	0	0/0
South Florida	0-0	00/00	0-0	0-0	0-0	0-0	0	0	0	0	0	0/0
Syracuse	0-0	00/00	0-0	0-0	0-0	0-0	0	0	0	0	0	0/0
Villanova	0-0	00/00	0-0	0-0	0-0	0-0	0	0	0	0	0	0/0
West Virginia	0-0	00/00	0-0	0-0	0-0	0-0	0	0	0	0	0	0/0

Career Highs

Points.....	—
Field Goals	—
Field Goals Attempted.....	—
Field-Goal Percentage.....	—
Three-Point Field Goals	—
Three-Point Field Goals Attempted.....	—
Three-Point Field Goal Percentage.....	—
Free Throws	—
Free Throws Attempted.....	—
Free-Throw Percentage.....	—
Rebounds	—
Assists.....	—
Blocked Shots.....	—
Steals	—
Minutes	—

Season Stats

Opp.	Min.	Total				Rebounds				PF	A	TO	BLK	Stl.	Pts.
		FG-FGA	Pct.	3FG-FGA	Pct.	FT-FTA	Pct.	Off.	Def.						
Long Island	DNP														
Monmouth	DNP														
Baylor	DNP														
Georgia Tech	DNP														
Youngstown State	DNP														
Colgate	DNP														

Career Statistics

YEAR	G-S	MIN/AVG	FG-FGA	PCT.	3-Point		FT-FTA	PCT.	Rebounds				AST.	STL	BLK	PF-D	PTS/AVG
					FGA	PCT.			O	D	TOT	AVG.					
2007-08	2-0	8/4.0	1-5	.200	0-0	.000	0-0	.000	4	2	6	3.0	2	0	0	0-0	2/1.0
BIG EAST	0-0	0/0	0-0	.000	0-0	.000	0-0	.000	0	0	0	0.0	0	0	0	0-0	0/0
TOTALS	2-0	8/4.0	1-5	.200	0-0	.000	0-0	.000	4	2	6	3.0	2	0	0	0-0	2/1.0
BIG EAST	0-0	0/0	0-0	.000	0-0	.000	0-0	.000	0	0	0	0.0	0	0	0	0-0	0/0





Tim Andree #41
Forward • Sophomore • 6-7 • 210
Colts Neck, N.J. (Christian Brothers Academy)

SOPHOMORE SEASON (2007-08):

Returns as second-year walk-on ... saw game time against Monmouth at the Paradise Jam, scoring two points in only two minutes of play (11/16).

Career Highs

Points.....2 vs. Army (2-21-06) and Monmouth (11-16-07)
 Field Goals1 vs. Army (2-21-06) and Monmouth (11-16-07)
 Field Goals Attempted.....2 vs. Army (2-21-06)
 Field-Goal Percentage.....1.000 vs. Monmouth (11-16-07)
 Three-Point Field Goals—
 Three-Point Field Goals Attempted.....—
 Three-Point Field Goal Percentage.....—
 Free Throws—
 Free Throws Attempted.....—
 Free-Throw Percentage.....—
 Rebounds1 vs. Elon (12-16-06)
 Assists.....—
 Blocked Shots.....—
 Steals.....—
 Minutes4 vs. Army (2-21-06)

Season Stats

Opp.	Min.	Total				Rebounds				PF	A	TO	BLK	Stl.	Pts.
		FG-FGA	Pct.	3FG-FGA	Pct.	FT-FTA	Pct.	Off.	Def.						
Monmouth	2	1-1	1.000	0-0	.000	0-0	.000	0	0	0	0	0	0	0	2
Colgate	1	0-0	.000	0-0	.000	0-0	.000	0	0	0	0	0	0	0	0

Career Statistics

YEAR	G-S	MIN/AVG	FG-FGA	PCT.	3-Point		FT-FTA	PCT.	Rebounds				AST.	STL	BLK	PF-D	PTS/AVG
					FG-FGA	PCT.			O	D	TOT	AVG.					
2006-07	5-0	9/1.8	1-2	.500	0-0	.000	0-2	.000	1	0	1	0.2	0	0	0	1-0	2/0.4
BIG EAST	0-0	0/0.0	0-0	.000	0-0	.000	0-0	.000	0	0	0	0.0	0	0	0	0-0	0/0.0
2007-08	2-0	3/1.5	1-1	1.000	0-0	.000	0-0	.000	0	0	0	0.0	0	0	0	0-0	2/1.0
BIG EAST	0-0	0/0	0-0	.000	0-0	.000	0-0	.000	0	0	0	0.0	0	0	0	0-0	0/0.0
TOTALS	7-0	12/1.7	2-3	.667	0-0	.000	0-2	.000	1	0	1	0.1	0	0	0	1-0	4/0.6
BIG EAST	0-0	0/0.0	0-0	.000	0-0	.000	0-0	.000	0	0	0	0.0	0	0	0	0-0	0/0.0



Tom Kopko #5
Guard • Freshman • 6-7 • 210
Chicago, Ill. (St. Laurence)

FRESHMAN SEASON (2007-08):

First-year walk on ... saw game time against Monmouth at the Paradise Jam, recording two rebounds in just two minutes of play (11/16).

Career Highs

Points.....—
 Field Goals—
 Field Goals Attempted.....1 vs. Monmouth (11-16-07)
 Field-Goal Percentage.....—
 Three-Point Field Goals—
 Three-Point Field Goals Attempted.....1 vs. Monmouth (11-16-07)
 Three-Point Field Goal Percentage.....—
 Free Throws—
 Free Throws Attempted.....1 vs. Monmouth (11-16-07)
 Free-Throw Percentage.....—
 Rebounds2 vs. Monmouth (11-16-07)
 Assists.....—
 Blocked Shots.....—
 Steals.....—
 Minutes2 vs. Monmouth (11-16-07)

Season Stats

Opp.	Min.	Total				Rebounds				PF	A	TO	BLK	Stl.	Pts.
		FG-FGA	Pct.	3FG-FGA	Pct.	FT-FTA	Pct.	Off.	Def.						
Monmouth	2	0-1	.000	0-1	.000	0-1	.000	1	1	2	0	0	0	0	0
Colgate	1	0-0	.000	0-0	.000	0-0	.000	0	0	0	0	0	0	0	0

Career Statistics

YEAR	G-S	MIN/AVG	FG-FGA	PCT.	3-Point		FT-FTA	PCT.	Rebounds				AST.	STL	BLK	PF-D	PTS/AVG
					FG-FGA	PCT.			O	D	TOT	AVG.					
2007-08	2-0	3/1.5	0-1	.000	0-1	.000	0-1	.000	1	1	2	1.0	0	0	0	0-0	0/0.0
BIG EAST	0-0	0/0	0-0	.000	0-0	.000	0-0	.000	0	0	0	0.0	0	0	0	0-0	0/0.0
TOTALS	2-0	3/1.5	0-1	.000	0-1	.000	0-1	.000	1	1	2	1.0	0	0	0	0-0	0/0.0
BIG EAST	0-0	0/0.0	0-0	.000	0-0	.000	0-0	.000	0	0	0	0.0	0	0	0	0-0	0/0.0



2007-08 Box Scores

Notre Dame 82, Long Island 50
November 12, 2007
Joyce Center - Notre Dame, Ind.

Game 1

Box score for Game 1 (Notre Dame vs Long Island), including player stats (FG-A, 3-pt FG-A, FT-A, REB, PF, TP, A, TO, BK, ST, MIN) and team totals.

Box score for Game 1 (Notre Dame vs Long Island), including player stats (FG-A, 3-pt FG-A, FT-A, REB, PF, TP, A, TO, BK, ST, MIN) and team totals.

Score by periods, officials, attendance, and notes for Game 1.

Notre Dame 76, Monmouth 33
November 16, 2007

Game 2

Box score for Game 2 (Notre Dame vs Monmouth), including player stats (FG-A, 3-pt FG-A, FT-A, REB, PF, TP, A, TO, BK, ST, MIN) and team totals.

Box score for Game 2 (Notre Dame vs Monmouth), including player stats (FG-A, 3-pt FG-A, FT-A, REB, PF, TP, A, TO, BK, ST, MIN) and team totals.

Score by periods, officials, attendance, and notes for Game 2.

Baylor 68, Notre Dame 64
November 18, 2007

Game 3

Box score for Game 3 (Baylor vs Notre Dame), including player stats (FG-A, 3-pt FG-A, FT-A, REB, PF, TP, A, TO, BK, ST, MIN) and team totals.

Box score for Game 3 (Baylor vs Notre Dame), including player stats (FG-A, 3-pt FG-A, FT-A, REB, PF, TP, A, TO, BK, ST, MIN) and team totals.

Score by periods, officials, attendance, and notes for Game 3.

Georgia Tech 70, Notre Dame 69
November 19, 2007

Game 4

Box score for Game 4 (Georgia Tech vs Notre Dame), including player stats (FG-A, 3-pt FG-A, FT-A, REB, PF, TP, A, TO, BK, ST, MIN) and team totals.

Box score for Game 4 (Georgia Tech vs Notre Dame), including player stats (FG-A, 3-pt FG-A, FT-A, REB, PF, TP, A, TO, BK, ST, MIN) and team totals.

Score by periods, officials, attendance, and notes for Game 4.



2007-08 Box Scores

Notre Dame 87, Youngstown State 75
November 24, 2007
 Joyce Center — Notre Dame, Ind.

Game 5

Youngstown State	3-pt			REB	PF	TP	A	TO	BK	ST	MIN
	FG-A	FG-A	FT-A								
John Barber	7-14	3-4	2-2	2-10-12	1	19	3	3	0	1	35
Jack Liles	7-11	0-0	3-8	3-5-8	4	17	2	1	0	0	26
Vance Cooksey	5-15	3-6	0-0	0-2-2	2	13	8	4	0	2	36
Byron Davis	5-17	3-6	1-2	1-3-4	2	14	2	2	0	0	34
Vytas Sulkis	0-3	0-1	0-0	1-1-2	2	0	2	0	0	0	17
Dwight Holmes	1-1	0-0	0-0	0-0-0	1	2	0	1	0	0	5
George Cotal	0-0	0-0	0-0	1-0-1	1	0	0	0	0	0	5
Mikko Nieme	0-0	0-0	0-0	0-0-0	1	0	1	0	0	0	4
Alek Mrozik	0-0	0-0	0-0	0-0-0	1	0	0	0	0	0	1
Dan Boulder	1-3	0-0	0-2	1-1-2	2	2	1	0	0	0	14
Mel Johnson	3-6	2-4	0-0	2-0-2	4	8	1	1	0	4	23
Team				1-0-1							
TOTALS	29-70	11-21	6-14	12-22-34	21	75	20	12	0	7	200

FG%: 1st Half 11-31, .355; 2nd Half 18-39, .462; Game .414; 3-PT%: 1st Half 6-13, .462; 2nd Half 5-8, .625; Game .524; FT%: 1st Half 3-6, .500; 2nd Half 3-8, .375; Game .429; Deadball: 4.

Notre Dame	3-pt			REB	PF	TP	A	TO	BK	ST	MIN
	FG-A	FG-A	FT-A								
Rob Kurz	3-5	0-0	2-3	1-10-11	2	8	4	0	2	0	26
Luke Harangody	12-17	0-0	1-2	1-12-13	2	25	4	1	0	1	27
Tory Jackson	2-4	0-0	5-8	4-2-6	2	9	6	6	0	1	33
Kyle McAlarney	6-13	5-10	6-8	0-1-1	1	23	3	2	0	1	33
Ryan Ayers	2-8	2-5	0-0	2-1-3	1	6	3	2	0	1	26
Tyrone Nash	0-0	0-0	0-0	0-0-0	0	0	0	0	0	0	3
Ty Proffitt	0-0	0-0	0-0	0-0-0	0	0	0	0	0	0	1
Jonathan Peoples	1-2	0-1	0-0	0-2-2	0	2	1	1	0	1	18
Tim Abromaitis	0-0	0-0	0-0	0-0-0	0	0	0	1	0	0	1
Zach Hillesland	4-5	0-0	2-3	3-2-5	3	10	3	4	2	1	18
Luke Zeller	2-4	0-1	0-0	0-2-2	3	4	0	0	1	0	16
Team				0-1-1							
TOTALS	32-58	7-17	16-24	11-33-44	14	87	24	17	5	7	200

FG%: 1st Half 21-34, .618; 2nd Half 11-24, .458; Game .552; 3-PT%: 1st Half 6-10, .600; 2nd Half 1-7, .143; Game .412; FT%: 1st Half 5-8, .625; 2nd Half 11-16, .688; Game .667; Deadball: 1.

	1	2	F
Youngstown State	31	44	75
Notre Dame	53	34	87

OFFICIALS: Bob Donato, Paul Faia, Bill Laubenstein

TECHNICALS: None

ATTENDANCE: 7,461

Notes: Notre Dame extended its home win streak dating back to the 2005-06 campaign to 22 games ... Luke Harangody's 25 points were a career and marked the third straight game with 20-plus points (a first in his career) ... His 13 boards were one shy of a personal high as he recorded a double-double for the second consecutive outing ... Kyle McAlarney's 23 points were a career-high as he hit on a personal best five three-pointers ... Zach Hillesland registered double figures for the second time in as many games (the first time that he has registered back-to-back double-figure scoring outings).

Notre Dame 94, Colgate 63

November 26, 2007

Joyce Center — Notre Dame, Ind.

Game 6

Colgate	3-pt			REB	PF	TP	A	TO	BK	ST	MIN
	FG-A	FG-A	FT-A								
Kendall Chones	4-7	0-0	0-0	1-0-1	3	8	1	0	2	0	19
Kyle Roemer	3-7	3-6	4-6	1-2-3	1	13	3	2	0	1	31
Peter Minchella	2-5	0-0	2-2	0-2-2	3	6	0	2	1	0	21
Tim Pounds	0-1	0-0	1-2	0-0-0	3	1	1	1	0	0	11
Daniel Waddy	4-7	1-3	1-1	1-3-4	0	10	3	6	0	1	26
Kyle Chones	3-4	2-3	0-0	0-3-3	1	8	1	0	0	0	11
Alex Woodhouse	0-5	0-0	2-2	1-3-4	1	2	1	1	3	1	20
Joe Hoban	0-0	0-0	0-0	0-0-0	0	0	0	1	0	0	3
Trevaron Vinson	0-2	0-0	0-0	0-2-2	0	0	1	1	0	0	14
Willie Morse	2-6	2-5	0-0	0-2-2	1	6	1	1	0	0	24
Ben Jonson	1-3	0-0	2-2	1-2-3	1	4	1	0	1	0	15
Alex English	2-4	0-0	1-2	2-1-3	0	5	0	1	0	0	5
Team				1-0-1							
TOTALS	21-51	8-17	13-17	8-20-28	14	63	13	17	7	3	200

FG%: 1st Half 12-26, .462; 2nd Half 9-25, .360; Game .412; 3-PT%: 1st Half 6-11, .545; 2nd Half 2-6, .333; Game .471; FT%: 1st Half 3-5, .600; 2nd Half 10-12, .833; Game .765; Deadball: 2.

Notre Dame	3-pt			REB	PF	TP	A	TO	BK	ST	MIN
	FG-A	FG-A	FT-A								
Rob Kurz	7-10	0-2	6-6	5-5-10	2	20	4	2	1	1	28
Luke Harangody	5-11	0-0	1-1	2-5-7	3	11	1	0	0	1	19
Tory Jackson	2-3	0-0	0-0	1-2-3	2	4	7	1	0	3	28
Kyle McAlarney	8-12	7-10	2-2	0-2-2	0	25	5	0	0	1	32
Ryan Ayers	3-7	1-4	2-2	0-2-2	1	9	0	1	0	1	20
Tyrone Nash	0-2	0-0	1-2	0-3-3	3	1	2	0	1	0	11
Tom Kopko	0-0	0-0	0-0	0-0-0	0	0	0	0	0	0	1
Ty Proffitt	1-2	0-1	0-0	0-0-0	0	2	0	0	0	0	4
Jonathan Peoples	1-8	1-4	1-2	2-1-3	0	4	4	0	0	0	18
Tim Abromaitis	0-3	0-2	0-0	1-1-2	0	0	0	1	1	1	4
Zach Hillesland	0-3	0-0	4-4	2-2-4	3	4	2	2	0	0	18
Luke Zeller	5-8	4-5	0-0	3-1-4	2	14	0	0	0	2	16
Tim Andree	0-0	0-0	0-0	0-0-0	0	0	0	0	0	0	1
Team				2-0-2							
TOTALS	32-69	13-28	17-19	18-24-42	16	94	25	8	3	10	200

FG%: 1st Half 15-32, .469; 2nd Half 17-37, .459; Game .464; 3-PT%: 1st Half 6-13, .462; 2nd Half 7-15, .467; Game .464; FT%: 1st Half 10-11, .909; 2nd Half 7-8, .875; Game .895; Deadball: 1.

	1	2	F
Colgate	33	30	63
Notre Dame	46	48	94

OFFICIALS: Tony Green, Wally Rutecki, Tim Clougherty

TECHNICALS: None

ATTENDANCE: 8,977

Notes: Kyle McAlarney scored a career-high 25 points as he connected on a career-high eight field goals and matched his career-best with seven three-pointers ... Luke Zeller scored in double figures for the second time as he matched his career-best with 14 points ... Rob Kurz posted second double-double of the season and 13th of his career as he netted 20-plus points for the first time this season ... Notre Dame won its 23rd straight game at home — second-longest win streak since the opening of the Joyce Center.



2007-08 Game-By-Game Statistics

Opponent	Overall		3-Point		FT-A	Pct.	O-D-Tot.	PF	A	TO	B	S	Pts
	FG-A	Pct.	FG-A	Pct.									
Long Island	18-65	.277	6-24	.250	8-9	.889	13-24-37	12	13	12	4	3	50
Notre Dame	35-68	.515	7-17	.412	5-9	.556	13-35-48	12	28	11	9	7	82
Monmouth	13-49	.265	3-20	.150	4-5	.800	4-14-18	16	6	16	2	7	33
Notre Dame	29-57	.509	10-23	.432	8-13	.615	15-31-46	10	15	15	4	6	76
Baylor	24-58	.414	8-22	.364	12-20	.600	15-26-41	21	11	15	4	8	68
Notre Dame	20-59	.339	7-19	.368	17-23	.739	16-22-38	21	10	10	0	6	64
Georgia Tech	27-57	.474	10-17	.588	6-11	.546	10-23-33	26	17	20	1	8	70
Notre Dame	29-57	.509	10-23	.432	20-29	.690	13-19-32	16	14	19	5	11	69
Youngstown State	29-70	.414	11-21	.524	6-14	.429	12-22-34	21	20	12	0	7	75
Notre Dame	32-58	.552	7-17	.412	16-24	.667	11-33-44	14	24	17	5	7	87
Colgate	21-51	.412	8-17	.471	13-17	.766	8-20-28	14	13	17	7	3	63
Notre Dame	32-69	.464	13-28	.464	17-19	.895	18-24-42	16	25	8	3	10	94

2007-08 Notre Dame Men's Basketball
 Notre Dame Season Box Score (as of Nov 26, 2007)
 All games

RECORD:	OVERALL	HOME	AWAY	NEUTRAL
ALL GAMES.....	(4-2)	(3-0)	(0-0)	(1-2)
CONFERENCE.....	(0-0)	(0-0)	(0-0)	(0-0)
NON-CONFERENCE.....	(4-2)	(3-0)	(0-0)	(1-2)

##	Player	GP-GS	Min--Avg	---TOTAL---		---3-PTS---		---FT-FTA---		---REBOUNDS---				PF	FO	A	TO	Blk	Stl	Pts	Avg
				FG-FGA	Pct	3FG-FGA	Pct	FT-FTA	Pct	Off	Def	Tot	Avg								
44	HARANGODY, Luke....	6-6	156 26.0	45-79	.570	0-0	.000	13-21	.619	15	35	50	8.3	15	0	11	13	5	7	103	17.2
31	KURZ, Rob.....	6-6	164 27.3	28-53	.528	7-15	.467	27-32	.844	13	33	46	7.7	16	0	18	11	10	3	90	15.0
23	MCALARNEY, Kyle....	6-6	202 33.7	25-61	.410	18-40	.450	10-13	.769	2	12	14	2.3	8	0	25	12	0	5	78	13.0
42	AYERS, Ryan.....	6-6	147 24.5	17-38	.447	12-24	.500	2-2	1.000	6	15	21	3.5	8	0	8	5	3	4	48	8.0
33	HILLESLAND, Zach...	6-0	118 19.7	16-31	.516	0-0	.000	14-19	.737	13	19	32	5.3	13	0	11	14	3	6	46	7.7
40	ZELLER, Luke.....	6-0	90 15.0	15-27	.556	7-12	.583	1-2	.500	5	11	16	2.7	9	0	3	1	1	3	38	6.3
02	JACKSON, Tory.....	6-6	186 31.0	12-36	.333	1-12	.083	11-20	.550	7	20	27	4.5	12	0	31	18	2	14	36	6.0
20	PEOPLES, Jonathan..	6-0	92 15.3	7-23	.304	4-12	.333	3-4	.750	7	5	12	2.0	5	0	9	2	0	3	21	3.5
21	ABROMAITIS, Tim....	4-0	13 3.3	2-6	.333	0-3	.000	1-1	1.000	2	3	5	1.3	0	0	0	3	1	1	5	1.3
41	ANDREE, Tim.....	2-0	3 1.5	1-1	1.000	0-0	.000	0-0	.000	0	0	0	0.0	0	0	0	0	0	0	2	1.0
13	PROFFITT, Ty.....	2-0	4 2.0	1-2	.500	0-1	.000	0-0	.000	0	0	0	0.0	0	0	0	0	0	0	2	1.0
01	NASH, Tyrone.....	4-0	22 5.5	1-7	.143	0-0	.000	1-2	.500	4	5	9	2.3	3	0	4	0	1	1	3	0.8
05	KOPKO, Tom.....	2-0	3 1.5	0-1	.000	0-1	.000	0-1	.000	1	1	2	1.0	0	0	0	0	0	0	0	0.0
TEAM.....										11	5	16	2.7	0		1					
Total.....		6	1200	170-365	.466	49-120	.408	83-117	.709	86	164	250	41.7	89	0	120	80	26	47	472	78.7
Opponents.....		6	1200	132-350	.377	46-121	.380	49-76	.645	62	129	191	31.8	110	-	80	92	18	36	359	59.8

SCORE BY PERIODS:	1st	2nd	Total
-----	-----	-----	-----
Notre Dame.....	245	227	- 472
Opponents.....	174	185	- 359

DEADBALL REBOUNDS:	OFF	DEF	TOTAL
-----	-----	-----	-----
Notre Dame.....	9	2	11
Opponents.....	17	5	22

2007-08 Notre Dame Men's Basketball
 Notre Dame Season Schedule/Results & Leaders (as of Nov 26, 2007)
 All games

RECORD:	OVERALL	HOME	AWAY	NEUTRAL
ALL GAMES	(4-2)	(3-0)	(0-0)	(1-2)
CONFERENCE	(0-0)	(0-0)	(0-0)	(0-0)
NON-CONFERENCE	(4-2)	(3-0)	(0-0)	(1-2)

DATE	TIME	OPPONENT		SCORE	ATTEND	HIGH POINTS	HIGH REBOUNDS
11-12-07	7:30 p.m.	LONG ISLAND	W	82-50	8873	(19)KURZ, Rob	(10)KURZ, Rob
11-16-07	9:30 p.m.	! vs Monmouth	W	76-33	2132	(15)KURZ, Rob	(7)AYERS, Ryan
11-18-07	9:30 p.m.	! vs Baylor		64-68 L	2339	(22)HARANGODY, Luke	(8)HARANGODY, Luke
11-19-07	7:00 p.m.	! vs Georgia Tech		69-70 L	3325	(22)HARANGODY, Luke	(11)HARANGODY, Luke
11-24-07	7:30 p.m.	YOUNGSTOWN STATE	W	87-75	7461	(25)HARANGODY, Luke	(13)HARANGODY, Luke
11-26-07	7:30 p.m.	COLGATE	W	94-63	8977	(25)MCALARNEY, Kyle	(10)KURZ, Rob

! = Paradise Jam (St. Thomas, USVI)

* = Conference game

ATTENDANCE SUMMARY	GAMES	TOTALS	AVG/GAME
HOME.....	3	25311	8437
AWAY.....	0	0	0
NEUTRAL.....	3	7796	2599
TOTAL.....	6	33107	5518