

(20/19) NOTRE DAME Fighting Irish (3-0) at MICHIGAN Wolverines (3-3)



Date: Saturday, December 4, 2004

Place: Crisler Arena (13,751)

Time: 12:00 p.m. (EST)

Time: ESPN — Sean McDonough (play-by-play analyst) and Jay Bilas (color analyst)

Radio: Notre Dame Sports Properties (Jack Lorri, Jack Nolan) originates the Notre Dame Radio Network which includes: WZOW 97.7 FM and 102.3 FM (South Bend, Ind./Michiana Region); ESPN 1000 AM (Chicagoland area); ESPN 950 AM (Indianapolis, Ind.); WGL 1250 (Fort Wayne, Ind. and Northeast Indiana); WEFM 95.9 (Michigan City and Gary, Ind.), WLUV 96.7 FM and 1520 AM (Rockford and DeKalb, Ill. and Beloit and Janesville, Wis.); ESPN 1480 AM-WRSW (Warsaw, Ind.) and WAMW 107.9 FM and 1580 AM in Washington, Ind.). Radio broadcasts also can be heard through the World Wide Web at www.und.com and SIRIUS Satellite Radio. Saturday's game will be broadcast on Channel 26.

Real-Time Stats: Live in-game statistics are available for all home games, via the Notre Dame athletic website (www.und.com).

Today's Game:

Notre Dame (3-0) faces Michigan (3-3) for the first regular-season matchup between the two schools since January 16, 1993 when the Irish suffered a 70-55 setback in Ann Arbor ... This afternoon's contest is the 20th meeting between the Irish and Wolverines ... Notre Dame has been off for eight days since a 54-38 victory over Charleston Southern on November 26 ... Today's game is the first of two back-to-back Big Ten contests for this Irish ... The Irish travel to Bloomington, Ind., on Wednesday, December 8 to play the Hoosiers in game which will be televised on ESPN at 7:00 p.m. ... Notre Dame opened up the season by playing three straight home games at the Joyce Center ... Today's matchup with Michigan and Wednesday's contest against Indiana will be the only two road outings for the Irish in their first 10 contests.

Celebrating 100 Seasons:

The 2004-05 season marks the 100th season for the Notre Dame men's basketball program ... A special logo has been designed and there will be events throughout the season commemorating the occasion ... Notre Dame is one of 13 Division I schools celebrating its 100th season of basketball this year ... The others include: Dayton, Delaware, Duke, Georgia, Howard, Illinois, Miami (Ohio), Northwestern, Oregon, Virginia, William and Mary and Wyoming.

Notre Dame played its first varsity game on January 29, 1898 (a 64-8 loss to First Regiment) ... The Irish played two other games that season and finished with a 1-2 record ... The following year, they played two games in 1899 and then did not field a team again until the 1907-08 campaign.

Starting The Season Ranked:

For the second consecutive year and 24th time in the program's history, Notre Dame began the season ranked — 20th in the Associated Press and 21st in the ESPN/*USA Today* preseason rankings ... This marks the third time a Notre Dame team under head coach Mike Brey has been ranked ... His first Irish team, the 2000-01 squad, started the year tied for 15th in the AP Poll and were 17th in the ESPN/*USA Today* ranking ... Last season 2003-04 squad was 21st and tied for 19th, respectively in the two polls at the start of the year ... This week, Notre Dame is 20th in AP and 19th in the ESPN/*USA Today* rankings.

Happy Birthday Omari Isreal:

Irish sophomore Omari Isreal is celebrating his 20th birthday today.

Irish Roll Under Brey In November:

Under head coach Mike Brey, the Irish are 19-1 (.950) all-time in games played during the month of November ... The lone November loss was to Creighton 80-75 in the championship game of the Guardians Classic on Nov. 26, 2002.

2004-05 University of Notre Dame Men's Basketball Schedule (3-0, 0-0 BIG EAST)

November

4	Thur.	ST. JOSEPH'S- IN (Ex.)	W, 80-67
10	Wed.	QUINCY (Ex.)	W, 80-61
19	Fri.	(20/21) HARVARD	W, 66-59
23	Tue.	(21/21) IPFW	W, 73-45
26	Fri.	(21/21) CHARLESTON SOUTHERN	W, 54-38

December

4	Sat.	at Michigan (ESPN)	12:00 p.m.
8	Wed.	at Indiana (ESPN)	7:00 p.m.
11	Sat.	DEPAUL (ESPN2)	5:00 p.m.
19	Sun.	ARMY	1:00 p.m.
22	Wed.	MARIST	7:00 p.m.
28	Tue.	WESTERN ILLINOIS	7:00 p.m.
30	Thur.	SAMFORD	7:00 p.m.

January

5	Wed.	at Seton Hall* (ESPN2)	8:00 p.m.
8	Sat.	VILLANOVA*	12:00 p.m.
10	Mon.	SYRACUSE* (ESPN)	7:00 p.m.
15	Sat.	ST. JOHN'S*	2:00 p.m.
19	Wed.	at West Virginia*	7:00 p.m.
23	Sun.	at Georgetown*	12:00 p.m.
26	Wed.	at Villanova* (ESPN2)	8:00 p.m.
30	Sun.	CONNECTICUT* (CBS)	3:45 p.m.

February

5	Sat.	at Syracuse* (ESPN)	9:00 p.m.
8	Tue.	BOSTON COLLEGE* (ESPN2)	7:00 p.m.
12	Sat.	at Pittsburgh* (ESPN)	12:00 p.m.
16	Wed.	GEORGETOWN*	7:30 p.m.
19	Sat.	at Providence*	12:00 p.m.
21	Mon.	at Connecticut* (ESPN)	7:00 p.m.
27	Sun.	UCLA (CBS)	2:00 p.m.

March

2	Wed.	RUTGERS*	7:30 p.m.
5	Sat.	PITTSBURGH* (CBS)	2:00 p.m.
9-	Wed.-	BIG EAST Championship	
12	Sat.	(Madison Square Garden)	
17-	Thur.-	NCAA First and Second Rounds	
20	Sun.		
24-	Thur.-	NCAA Regional	
27	Sun.		

April

2 &	Sat. &	NCAA Final Four Championship	
4	Mon.	(Edward Jones Dome - St. Louis, Mo.)	

* - indicates BIG EAST game

all times local site

() - indicates Associated Press and ESPN/*USA Today* rankings at time of game

**Associate Press
(Week of Nov. 29)**

	<u>Last Week</u>
1. Wake Forest	1
2. Kansas	2
3. Syracuse	4
4. Georgia Tech	3
5. Illinois	5
6. Oklahoma State	6
7. Connecticut	7
8. Kentucky	8
9. North Carolina	11
10. Duke	9
11. Michigan State	10
12. Maryland	13
13. Pittsburgh	16
14. Washington	22
15. Mississippi State	14
16. North Carolina State	17
17. Louisville	12
18. Texas	15
19. Florida	23
20. NOTRE DAME	21
21. Arizona	18
22. Alabama	19
23. Iowa	NR
24. Virginia	NR
25. Wisconsin	20

bold indicates 2004-05 opponent

**ESPN/USA TODAY
(Week of Nov. 29)**

	<u>Last Week</u>
1. Wake Forest	1
2. Kansas	2
3. Illinois	4
4. Georgia Tech	3
5. Syracuse	5
6. Connecticut	6
7. Oklahoma State	7
8. Kentucky	8
9. Michigan State	9
10. Duke	10
11. North Carolina	12
12. Maryland	14
13. North Carolina State	16
14. Pittsburgh	15
15. Texas	13
16. Washington	23
17. Louisville	11
18. Florida	22
19. NOTRE DAME	21
20. Arizona	17
21. Mississippi State	20
22. Alabama	19
23. Wisconsin	17
24. Cincinnati	NR
25. Virginia	NR

bold indicates 2004-05 opponent

LAST IRISH OUTING

**Notre Dame 54, Charleston Southern 38
November 26, 2004
Joyce Center — Notre Dame, IN**

		3-pt			REB	PF	TP	A	TO	BK	STMIN
Charleston Southern	FG-A	FG-A	FT-A								
Ferdinand Cain	1-1	0-0	0-0	2-1-3	1	2	0	1	0	0	18
Kurtis Rice	5-13	0-2	0-0	4-7-11	2	10	2	5	1	0	32
Nathan Ball	2-12	0-0	0-0	1-2-3	1	4	1	0	0	1	22
Chris Moore	1-3	0-2	0-0	1-2-3	1	2	1	2	0	1	28
Thomas Harrison	3-9	3-6	0-0	0-1-1	4	9	1	2	0	2	31
Darius Lane	0-4	0-2	0-0	0-1-1	1	0	0	2	0	0	13
Mario Williams	3-4	1-1	0-0	1-1-2	1	7	1	0	0	0	18
Donnell Covington	0-2	0-1	0-0	0-2-2	2	0	0	2	0	0	16
Carter Stiglbauer	0-0	0-0	0-0	0-0-0	1	0	0	0	0	0	1
VJ Fails	0-0	0-0	0-0	0-0-0	0	0	0	0	0	0	1
Jovan Jegdic	2-4	0-0	0-0	1-1-2	3	4	1	2	1	0	20
Team				1-5-6							1
TOTALS	17-52	4-14	0-0	11-23-34	17	38	7	17	2	4	200
FG%: 1st Half 10-26, .385; 2nd Half 7-26, .269; Game .327; 3-PT%: 1st Half 2-8, .250; 2nd Half 2-6, .333; Game .286; FT%: 1st Half 0-0, .000; 2nd Half 0-0, .000; Game .000; Deadball: 0.											
		3-pt			REB	PF	TP	A	TO	BK	STMIN
Notre Dame	FG-A	FG-A	FT-A								
Jordan Cornette	1-5	0-3	0-0	1-3-4	3	2	0	1	0	0	32
Torin Francis	1-4	0-0	2-2	2-1-3	0	4	0	4	0	0	14
Dennis Latimore	2-8	0-0	2-2	0-7-7	2	6	1	1	2	0	31
Chris Thomas	5-14	1-6	4-7	0-3-3	0	15	6	0	0	4	37
Chris Quinn	7-13	3-8	0-0	1-2-3	0	17	1	0	0	2	38
Omari Isreal	1-2	0-0	0-0	1-2-3	2	4	0	0	0	1	13
Rick Cornett	0-2	0-0	0-0	1-0-1	1	0	0	1	1	0	9
Colin Falls	1-3	1-3	2-2	0-0-0	1	5	1	1	0	1	18
Ben Nickol	0-0	0-0	0-0	0-0-0	0	0	0	0	0	0	1
Rob Kurz	0-0	0-0	1-2	1-1-2	1	1	0	1	0	0	5
Russell Carter	0-0	0-0	0-0	0-0-0	1	0	0	2	0	0	2
Team				1-5-6							
TOTALS	18-48	5-20	13-17	8-24-32	11	54	9	11	3	8	200
FG%: 1st Half 7-26, .269; 2nd Half 11-22, .500; Game .375; 3-PT%: 1st Half 2-10, .200; 2nd Half 3-10, .300; Game .250; FT%: 1st Half 6-7, .857; 2nd Half 7-10, .700; Game .765; Deadball: 3.											
SCORE BY PERIODS		1	2	F							
Charleston Southern		22	16	38							
Notre Dame		22	32	54							
OFFICIALS: Tim Higgins, Gary Prager, Ron Tyburski											
TECHNICALS: None											
ATTENDANCE: 8,871											

Notes: The 38 points were the fewest allowed under head coach Mike Brey ... It also marked the second-fewest points ever allowed at the Joyce Center since its opening in 1968-69 ... Chris Quinn led the Irish in scoring for the third straight game (a first in his career) ... Jordan Cornette played in his 100th career game in an Irish uniform ... Chris Thomas moved to seventh on the all-time career scoring list with 1,825 points.

Irish Find Success In December As Well:

Irish teams have also played well under head coach Mike Brey during the month of month of December, compiling 19-7 (.731) record ... The December record by year under Brey — 2000-01 (5-2), 2001-02 (4-2), 2002-03 (6-0) and 2003-04 (4-3).

Irish On The Road Under Brey:

	<u>Away</u>	<u>Neutral</u>	<u>Overall</u>
2003-04	6-5	2-1	8-6
2002-03	4-5	6-2	10-7
2001-02	8-4	5-3	13-7
2000-01	6-4	2-2	8-6
Totals	24-18	15-8	39-26
	(.571)	(.652)	(.600)

Road Warriors:

In Mike Brey's four seasons, his Irish teams have compiled a road record of 39-26 (.600) ... That includes a 24-18 (.571) in true road games and a 15-8 (.652) in neutral site contests.

The Captains:

For the second time in school history and for the second consecutive year, Notre Dame will have four captains ... Seniors Chris Thomas and Jordan Cornette will once again serve as captains and are joined this year by juniors Torin Francis and Chris Quinn.

On This Date:

Notre Dame is 19-7 when playing games on December 4 ... The last time an Irish team played on December 4, it lost a 76-75 decision to Indiana in Bloomington.

Scouting the Irish:

Notre Dame is coming off a strong defensive performance in a 54-38 win over Charleston Southern ... The 38 points were the fewest allowed during the Mike Brey era ... In their first three games, the Irish have allowed just 47.3 points per game ... Notre Dame, however, has been somewhat limited offensively, averaging just 64.3 points in its first three outings ... Chris Quinn has led the Irish in scoring in each of the first three games is is averaging a career-best 17.3 points per game ... He is shooting 51.4 percent from the field

NOTRE DAME STARTING LINEUP:

2004-05 Statistics									
No.	Player	Pos	Ht.	Wt.	Class	PPG	RPG	Other	Notes:
12	Jordan Cornette	F	6-10	236	Sr.	4.0	3.7	158 career blocks	Needs 43 to become Irish career shot block leader
34	Torin Francis	F	6-11	252	Jr.	7.3	6.3	478 career rebounds	11 points and 7 rebounds vs. IPFW
41	Dennis Latimore	F	6-9	238	Sr.	8.0	8.7	4 blocked shots	12 points/11 rebounds vs. IPFW was first career double-double
1	Chris Thomas	G	6-1	190	Sr.	14.0	2.7	7.3 aspg.	Has turned the ball over just three while averaging 36.0 minutes
2	Chris Quinn	G	6-2	185	Jr.	17.3	3.0	1 turnover in 3 games	Has led Irish in scoring in all three games

2004-05 Statistics									
No.	Player	Pos	Ht.	Wt.	Class	PPG	RPG	Other	Notes:
4	John Carlson	F	6-5	248	So.	--	--	Second-year walk-on	Tight end on the Irish football team
5	Omari Isreal	F	6-9	233	So.	3.0	1.7	11.3 minutes per game	4 points and 3 rebounds versus Charleston Southern
11	Rick Cornett	F	6-8	256	Jr.	3.3	2.3	10.0 mpg.	Scored 6 points in 12 minutes vs. IPFW
15	Colin Falls	G	6-4	204	So.	5.7	0.0	42 3-Pt Field Goals	All 5 field goals from three-point range
21	Ben Nickol	F	6-5	218	Jr.	0.0	0.0	2 games played	First-year walk-on
24	Chris Murphy	F	6-6	210	Jr.	--	--	--	First year walk-on
31	Rob Kurz	F	6-9	219	Fr.	1.0	2.53	7.3 mpg.	Lone freshman on Irish roster
43	Russell Carter	G	6-4	223	So.	1.0	0.5	6 minutes vs. IPFW	Played in 11 games as a freshman
55	Greg Bosl	G	6-1	198	Sr.	--	--	6 games played in '03-'04	Second-year walk-on

and 38.9 percent from three-point range ... Quinn is second on the team in minutes played (34.7) and has turned the ball over just once in the 104 minutes he has played ... Chris Thomas, Notre Dame's career assist leader, has 22 assists (7.3 per game) while averaging 36.0 minutes ... He is the only Irish player averaging double figures with a 14.0 scoring average ... Most impressive for Thomas is the fact that he has committed just three turnovers ... The backcourt of Thomas and Quinn have combined for just four turnovers in the 212 minutes they have played ... Dennis Latimore is averaging 8.0 points and a team-leading 8.7 rebounds ... He has led the Irish in rebounding in each of the last two games... Latimore recorded the first double-double of his career when he scored 12 points and grabbed 11 rebounds versus IPFW ... Torin Francis is second in rebounding with a 6.3 average ... He also is averaging 7.3 points ... Francis missed the final 12 games of the 2003-04 campaign with a herniated disc that required back surgery ... Colin Falls is averaging 5.7 points playing 17.0 minutes ... Jordan Cornette is averaging 4.0 points and 3.7 rebounds while playing 26.0 minutes per game ... Notre Dame has been outrebounded in two of its first three contests, but still holds a 35.3 to 33.7 rebounding advantage ... The Irish are shooting just 40.4 percent from the field and 30.4 percent from three-point range ... Rick Cornett has come off the bench to average 10.0 minutes and 3.3 points ... Omari Isreal, who sat out last year after undergoing ACL surgery in February of 2003, is averaging 11.3 minutes and 3.0 points.

Game Time Changes:

Since the release of the initial schedule, there have been a couple of game time changes ... The road game at Seton Hall (January 5) and Villanova (January 26) have been moved to 8:00 p.m. starts instead of the original 7:30 p.m. starts that were announced ... Both games will now also be televised by ESPN2.

Series Record vs. Michigan:

Today's matchup is the 20th meeting between the two schools ... Michigan leads the series 12-7 and has won four of the last five meetings ... This will be the first regular-season matchup between the Irish and the Wolverines since a January 16, 1993 contest in Ann Arbor, Mich. that saw Michigan earn a 70-55 victory ... Notre Dame is 2-4 all-time in games played in Ann Arbor ... The last two meetings between the two schools have been at Notre Dame in the postseason NIT ... The last time the Irish and Wolverines were at the Joyce Center in the first round of the NIT as Notre Dame picked up a 75-65 win to snap a four-game losing streak.

Notre Dame Vs. Big Ten:

Notre Dame is 227-195-1 all-time versus Big Ten foes ... Michigan State has been the most frequent Big Ten opponent on the Irish schedule as the two teams have met 94 times ... The next Irish opponent is another Big foe — Indiana ... The Hoosiers own a 48-19 advantage in the series.

The Irish All-Time:

In 99-plus seasons, Irish teams have posted a 1551-851 mark (.646).

Brey and Amaker Meet Again:

Notre Dame head coach Mike Brey and Wolverine head coach Tommy Amaker know a little bit about each other ... Both spent time as assistants at Duke University ... Brey was on the Blue Devils' bench from 1987-95, while Amaker served as an assistant from 1988-97 ... From 1988-95, Duke made five Final Four appearances and won back-to-back national titles in 1991 and 1992 ... As head coaches, Brey and Amaker have faced each other twice with Amaker holding the 2-0 advantage ... The two meetings occurred during the 2000-01 campaign — Brey's first at Notre Dame and Amaker's final at Seton Hall ...

2004-05 BIG EAST

COACHES' PRESEASON POLL

	Pts.
1. Syracuse (9)	119
2. Connecticut(2)	106
3. Pittsburgh (10)	100
4. NOTRE DAME	88
5. Boston College	78
6. Providence	69
7. Villanova	59
8. Seton Hall	56
9. West Virginia	43
10. Rutgers	42
11. Georgetown	21
12. St. John's	11

BIG EAST Preseason Player of the Year:

Ryan Gomes — Providence

BIG EAST Preseason Rookie of the Year:

Rudy Gay — Connecticut

Preseason All-BIG EAST First Team:

Craig Smith — Boston College
 Chris Thomas — Notre Dame
 Carl Krauser — Pittsburgh
 Chris Taft — Pittsburgh
 Ryan Gomes* — Providence
 Gerry McNamara — Syracuse
 Hakim Warrick* — Syracuse

Preseason All-BIG EAST Second Team:

Rashad Anderson — Connecticut
 Josh Boone — Connecticut
 Ricky Shields — Rutgers
 Kelly Whitney — Seton Hall
 Allan Ray — Villanova

*denotes unanimous selection

Irish in the Preseason Polls

Lindy's — 13th
 Blue Ribbon — 13th
 Dick Vitale — 14th
 The Sporting News — 19th
 ESPN.com — 19th
 Street and Smith's — 21st
 Sports Illustrated — 23rd

Inside the Irish Numbers

By Day

On Sundays:.....	0-0
On Mondays:.....	0-0
On Tuesdays:.....	1-0
On Wednesdays:	0-0
On Thursdays:	0-0
On Fridays:.....	2-0
On Saturdays:.....	0-0

By Time

Night Games:.....	3-0
Day Games:.....	0-0

By Location

Home Games:.....	3-0
Road Games:.....	0-0
Neutral Games:.....	0-0

By Halftime Score

Lead at halftime:	2-0
Trail at halftime:	0-0
Tied at halftime:.....	1-0

By Rebound Margin

Outrebounding opponents:.....	2-0
Outrebounded by opponents:.....	1-0
Same number of rebounds.....	0-0

By Field Goal Shooting

Shoot better from field:.....	2-0
Shoot worse from field:.....	1-0
Shoot same from field:	0-0
Shoot 50% or better:.....	1-0
Shoot less than 50%:.....	2-0
Keep opponents under 50%:.....	3-0
Keep opponents under 40%:.....	2-0

By Free Throw Margin

Hit more free throws:.....	3-0
Hit fewer free throws:	0-0
Same number of free throws:.....	0-0

By Turnovers

Commit fewer turnovers:.....	3-0
Commit more turnovers:.....	0-0
Commit same number of turnovers:	0-0

By Margin

One-point games:	0-0
Two-point games:.....	0-0
Three-point games:	0-0
Four-point games:.....	0-0
5-10 point games:.....	1-0
11-20 point games:.....	1-0
21-30 point games:	1-0
31+point games:	0-0

By Conference

BIG EAST.....	0-0
Ivy League	1-0
Independent.....	1-0
Big South	1-0
Big 10	0-0
Conference USA	0-0
Patriot League	0-0
Metro Atlantic Athletic Conference	0-0
Mid-Continent.....	0-0
Ohio Valley.....	0-0
Pac-10	0-0

By Month

In November.....	3-0
In December.....	0-0
In January	0-0
In February.....	0-0
In March	0-0

Amaker's Pirate team defeated the Irish 78-76 in East Rutherford, N.J., and then handed the Irish a 74-64 setback at the Joyce Center.

Irish Set For Five Repeat Games In BIG EAST Play:

Notre Dame will play Connecticut, Georgetown, Pittsburgh, Syracuse and Villanova twice (both home and away) as part of its BIG EAST Conference regular-season 16-game slate during the 2004-05 campaign ... Playing under a straight divisional format with 12 teams this year, each school will play each other at least once ... In addition to its home-and-home series with the Huskies, Hoyas, Panthers, Orange and Wildcats, Notre Dame will face Boston College, Rutgers and St. John's at home ... The Irish are scheduled for road games at Providence, Seton Hall and West Virginia.

Thomas, Francis On Wooden And Naismith Honor Rolls:

For the second consecutive year, **Chris Thomas** and **Torin Francis** are among 50 candidates for both the John R. Wooden All-America Team and Naismith Trophy award ... The Irish duo are among seven BIG EAST players named to the Wooden All-America Team, which also included five other conference players — Ryan Gomes (Providence), Carl Krauser (Pittsburgh), Gerry McNamara (Syracuse), Craig Smith (Boston College) and Hakim Warrick (Syracuse) ... All but Smith was named one of the 50 finalists for the the Naismith trophy.

Home Sweet Home:

Since the inaugural season (1968-69) at the Joyce Center, Notre Dame owns a 434-131 record all-time for a .768 winning percentage ... The Irish are 49-16 (.754) at the Joyce Center during Mike Brey's four-plus seasons, and since the 1996-97 campaign, they own an 98-33 mark for a .748 winning percentage ... Notre Dame was 14-2 at home in 2002-03, winning 10-plus games for the sixth time in seven years.

Toughest Ticket in Town:

Notre Dame's success on the hardwood has paid dividends at the box office ... For the fourth consecutive year, the number of season ticket holders increased, and already this season, six games are sold out (DePaul, Syracuse, St. John's, Connecticut, UCLA and Pittsburgh) ... Notre Dame students also showed their support for the Irish as the student allotment of 3,000 was a complete sellout in less than three hours.

Irish Medical Update:

Since March, five Irish players have had some type of surgical procedure. Forward Torin Francis had back surgery on March 8 to repair a herniated disc. He returned to the basketball court in June and has been able to play with the team during its summer off-season conditioning program. Point guard Chris Thomas underwent arthroscopic surgery on his left knee on April 9 for a tear on his left kneecap. He was cleared to return to the court sometime in August. Rick Cornett had surgery for a stress fracture (broken left foot) on July 23. Rob Kurz had surgery on September 14 for a fractured jaw and walk-on Greg Bosl had surgery recently to remove a screw in his foot after suffering a break in August.

BIG EAST Distinction:

Although Notre Dame fell one game short of recording its fourth straight 10-win season in league, the Irish own the distinction, along with Syracuse, as being the only two schools to post winning conference records each of the last four seasons ... Notre Dame has gone 11-5 (2000-01), 10-6 (2001-02), 10-6 (2002-03) and 9-7 (2003-04), while Syracuse has posted marks of 10-6 (2001-01), 9-7(2001-02), 13-3 (2002-03) and 11-5 (2003-04).

BIG EAST Season No. 10 for Irish:

The 2004-05 campaign marks Notre Dame's 10th year as a member of the BIG EAST Conference ... In nine seasons as a conference member, Notre Dame owns a 75-77 record all-time in conference regular-season play for a .493 winning percentage ... In their first five years, Irish teams were 35-53 (.398), but since Mike Brey took over the program, Notre Dame has compiled a 40-24 (.625) mark in regular-season play.

BIG EAST Formula For Success Under Brey:

Since his arrival at Notre Dame, Mike Brey has led Notre Dame to a 40-24 (.625) record in BIG EAST regular-season games and 2-4 mark in tournament play for an overall of 42-28 (.600) against league foes ... In Brey's first season, the Irish posted their first-ever winning record in BIG EAST play and won the BIG EAST West Division title with an 11-5 mark ... Prior to Brey's arrival at Notre Dame, Irish teams had a 35-53 (.398) regular-season record since joining the league in 1995-96.

BIG EAST Honor Roll:

At BIG EAST Media Day on October 27 at Madison Square Garden in New York City, Notre Dame was tabbed to finish fourth behind Syracuse, Connecticut and Pittsburgh in the regular-season race on a vote by the league's head coaches ... Chris Thomas was a preseason first-team all-BIG EAST selection, the only Irish player named to one of the preseason teams.

Irish Head Coach Mike Brey

- Named the 17th head coach at the University of Notre Dame on July 14, 2000
- A 18-year veteran of the college ranks...
 - University of Notre Dame (head coach) — 2000-04 (four seasons)
 - University of Delaware (head coach) — 1995-2000 (five seasons)
 - Duke University (assistant coach) — 1987-95 (eight seasons)
- Has compiled a **88- 44 (.667)** record in four-plus seasons as the Irish head coach

	<u>Overall</u>	<u>BIG EAST</u>
2000-01	20-10	11-5 (1st place - West Division)
2001-02	22-11	10-6 (2nd place - West Division)
2002-03	24-10	10-6 (t3rd place - West Division)
2003-04	19-13	9-7 BIG EAST (7th place)
2004-05	3-0	0-0
	88- 44 (.667)	40- 24 (.625)

- Owns a 187-96 (.661) record as a head coach and has guided five of his nine teams to NCAA tournament play; seven of those teams have advanced to the postseason (two NIT appearances)
- In his first season, led Notre Dame to the 2000-01 BIG EAST West Division championship (its first league regular-season title in school history). In 2002-03, guided the Irish to their first Sweet 16 appearance since 1987
- He is only coach in the program's history to lead his teams to three consecutive 20-win seasons and three straight NCAA tournament appearances in his first three seasons
- In 2003-04, guided Notre Dame to victories over defending national champion Syracuse ('03) and eventual national champion Connecticut ('04)
- Spent eight years as an assistant coach under Mike Krzyzewski at Duke and during that time the Blue Devils advanced to the Final Four six times and won national championships in both 1991 and '92. While there, Duke compiled a 216-65 record



- Played at DeMatha High School under legendary coach Morgan Wootten and graduated from there in 1977. Also served as an assistant coach for Wootten from 1982-87
- Received DeMatha High School's Distinguished Alumnus Award in October 2003

- Recipient of 2003 Coaches vs. Cancer Champion Award in recognition of his fund-raising efforts for the Coaches vs. Cancer Program and a member of the CVC National Council
- Signed a contract extension through 2011 on October 25, 2004

Mike Brey vs. Ranked Opponents:

Overall: 14- 29

at Notre Dame: 14-23

(2003-04: 2-8; 2002-03: 5-6; 2001-02: 3-6; 2000-01: 4-3)

at Delaware: 0-6

Mike Brey in Overtime Games at Notre Dame:

Overall: 3- 0

at Georgetown (2/9/02)

116-111 (4 OT)

at Boston College (1/25/03)

101-96

vs. Georgetown (2/1/03)

93-92 (2OT)

Over The Century Mark:

Notre Dame has scored 100-plus points five times during the Mike Brey era ... The last 100-point effort by an Irish team was in a 101-96 overtime decision at Boston College on January 25, 2003.

Stingy Defense:

Irish opponents are just 47.3 points per game ... Notre Dame has each of its last two opponents to under 50 points in victories over IPFW (73-45) and Charleston Southern (54-38) ... The last time that occurred was during the 2002-03 season when the Irish held their first three opponents — Belmont (76-48), IUPUI (89-45) and Bucknell (73-42) — to under 50 points ... The 38 points scored by Charleston Southern in Notre Dame's win last Friday night were the fewest allowed by an Irish team and the second fewest ever scored by an Irish opponent since the opening of the Joyce Center for the 1968-69 season.

Thomas In Elite Scoring Company:

Chris Thomas has a career scoring average of 17.9 points per game as he stands seventh on the all-time Notre Dame career scoring list with 1,825 career points in 102 career outings ... Only four other players have scored more points in the first three seasons of their career — Austin Carr (2,560 points in 75 games), Adrian Dantley (2,223 points in 86 games), Troy Murphy (2,011 points in 94 games) and Tom Hawkins (1,820 points in 79 games) ... Heading into this season, Thomas has scored 1,783 points in 99 career outings.

Ironman:

Chris Thomas has played and started in his 102nd career games at Notre Dame in last Friday night's contest against Charleston Southern ... He ranks second all-time in consecutive game started ... Thomas should eclipse Pat Garrity's (1994-98) career mark of 111 consecutive starts ... John Paxson (1979-83) stands third all-time with 85 consecutive starts (86 total during his career) ... Paxson started every game in his final three seasons ... Thomas has never missed a game during his Irish career and has averaged 37.6 minutes per game in those contests and been on the court 93.2 percent of the time in those 102 games having played 3835 of a possible 4115 minutes.

He Keeps Going And Going And Going....:

Chris Thomas has been on the court an amazing 93.2 percent of the time during his career and has played all but 280 minutes ... Thomas has played 30-plus minutes in 99 career contests and 40-plus minutes 35 games in three-plus seasons.

Series Record vs. Michigan

Michigan leads 12- 7

Home: 4- 4, Away: 2- 4, Neutral: 1- 4

Date	Site	Result	Score
12-8-22	Ann Arbor, MI	L	23-41
1-5-24	South Bend, IN* (ot)	W	29-25
12-15-38	Notre Dame, IN	L	38-40
12-16-39	Ann Arbor, MI	L	39-41
12-19-40	Notre Dame, IN	W	37-27
12-19-41	Ann Arbor, MI	W	46-40
12-3-69	Notre Dame, IN	W	87-86
12-1-70	Ann Arbor, MI	W	94-81
12-1-71	Notre Dame, IN	L	83-101
12-2-72	Ann Arbor, MI	L	87-96
3-14-74	Tuscaloosa, AL#	L	68-77
3-18-76	Louisville, KY#	L	76-80
3-4-79	Detroit, MI	L	59-62
3-7-82	Detroit, MI	W	53-52
3-28-84	New York, NY&	L	63-83
2-9-92	Notre Dame, IN	L	65-74
1-16-93	Ann Arbor, MI	L	55-70
3-20-97	Notre Dame, IN&	L	66-67
3-15-00	Notre Dame, IN&	W	75-65

*-Game played at South Bend YMCA

#-NCAA Tournament (second round)

&-Postseason NIT

Scoring	Total	Average
Notre Dame	1143	60.2
Michigan	1208	63.6

Current Win Streak: Notre Dame, 1 game

Brey vs. Michigan: 0-0

ND Biggest Win: 13 (94-81 on 12-1-70)

Michigan Biggest Win: 18 (83-101 on 12-1-71)

ND Biggest Win Streak: 4 (1940-1970)

Michigan Biggest Win Streak: 5 (1971-79)

**Irish All-Time vs.
2004-05 Opponents**

<u>Team</u>	<u>Record</u>
Army.....	6-0
Boston College.....	10-10
Charleston Southern	1-0
Connecticut.....	5-9
DePaul.....	50-41
Georgetown.....	9-8
Harvard.....	2-0
Indiana.....	19-47
IPFW	2-0
Marist	1-0
Michigan.....	7-12
Pittsburgh	25-23
Providence.....	8-8
Rutgers	10-10
Samford.....	0-0
Seton Hall	10-7
St. John's	16-13
Syracuse.....	15-18
UCLA	18-27
Villanova.....	10-14
Western Illinois.....	4-0
West Virginia	21-7
Total	248-254 (.494)

**IRISH ONE OF BIG EAST'S BEST
DURING LAST FOUR SEASONS**

Since Mike Brey's arrival, Notre Dame owns one of the BIG EAST's best regular-season records.

Record

Pittsburgh	46 -18 (.719)
Connecticut.....	43-21 (.672)
Syracuse.....	43-21 (.672)
Boston College.....	41-23 (.641)
NOTRE DAME	40- 24 (.625)
Providence.....	36-28 (.562)
Georgetown.....	29-35 (.453)
Villanova.....	29-35 (.453)
Seton Hall	30-34 (.469)
St. John's	25-39 (.391)
Rutgers	22-42 (.344)
West Virginia	20-44 (.313)

Lending The Assist:

Chris Thomas has led the Irish in assists in each of his three seasons (a single-season school record in 2001-02, 236 in 2002-03 and 150 in 2003-04) ... Currently the school's career assist leader with 660, he will look to become just the third player in Notre Dame history to lead the Irish in assists during all four of his season ... Rich Branning was the first player to do so as he led Notre Dame from 1976-80 and finished his career with 466 (currently sixth on the all-time list) ... David Rivers (1984-88) also led the Irish during all four of his seasons ... Rivers finished as the school's all-time career assist leader with 586 and held that record until last season when it was eclipsed by Thomas in February of 2004.

Thomas Registers 13th Career Double-Double:

Chris Thomas' 10 points and 11 assists in the win over IPFW marked the 16th double-double of his career, but the first time he registered double figures in both points and assists since his sophomore season when he scored 21 points and dished off 13 assists against Virginia Tech on February 22, 2003 ... Thomas' lone double-double last season was a 23-point and 11-rebound effort in a loss to Providence on February 24, 2004 ... The 11 assists he dished off against IPFW marked the 16th time in his career with 10-plus assists.

Cornette Eyes Block Record:

In three-plus seasons spanning 100 career games, Jordan Cornette has 158 career blocked shots to rank third all-time in that category ... He needs 43 blocks to break LaPhonso Ellis' (1988-2002) career mark of 200 ... Ryan Humphrey (2000-02) stands second on the all-time list with 166 blocked shots ... Cornette stands fourth all-time in blocked shots average (1.6).

Transfer Of Influence:

Dennis Latimore is the third transfer to play under head coach Mike Brey ... He transferred to Notre Dame in the summer of 2003 after two seasons at the University of Arizona ... Ryan Humphrey was the first transfer to play for the Irish ... He played his first two seasons at the University of Oklahoma ... During his two-year career from 2000-02, he played in 60 games and averaged 16.6 points (997), 9.95 rebounds (597) and 2.8 blocked shots (166) ... Humphrey was a first-team all-BIG EAST selection in his senior season and earned second-team All-America honors from *Basketball Times* ... Dan Miller played one year (2002-03) after transferring from the University of Maryland and averaged 13.9 points and 5.7 rebounds.

Latimore Posts First Career Double-Double:

In his second game in an Irish uniform, Dennis Latimore registered his first career double-double, scoring 12 points (tying a career-high) and grabbing a personal best 11 rebounds ... In two seasons at Arizona, where he played 57 games, he only twice scored in double figures (22 versus California and 10 against Arizona State) and never had 10-plus rebounds in a game.

In The Spirit Of Giving:

Chris Thomas' unselfish play is one of the reasons why the Irish have been successful while he has been in the Notre Dame backcourt ... In the 102 games he has directed Mike Brey's teams, Thomas has helped the Irish compile a 68-34 record for a .663 winning percentage. As a freshman, he averaged 7.64 assists to rank fifth nationally ... Thomas then dished off 6.9 assists (eighth in the nation) as a sophomore ... He is the only player in Notre Dame history to record 200-plus assists in consecutive seasons ... Thomas has distributed 10-plus assists in 16 games during his career.

Latimore Debut:

The season opener against Harvard on November 19 marked the debut for Dennis Latimore in an Irish uniform ... He played a then career-high 30 minutes in starting against the Crimson ... Latimore finished with six points and grabbed eight rebounds ... His previous personal best in minutes played was 28 (vs. Oregon on January 3, 2002) ... Prior to coming to Notre Dame, he played 20-plus minutes in just eight career outings ... Against IPFW, Latimore played 28 minutes ... In last Friday night's game against Charleston Southern, he played a personal best 31 minutes, scored six points and grabbed seven rebounds.

Francis Returns:

Torin Francis was back in the lineup for the first time since the Connecticut game (February 9, 2004) last year in the season opener against Harvard ... Francis missed the final 12 games of the '03-'04 campaign with a herniated disc ... In his first regular-season game back, he scored seven points and grabbed nine rebounds in 32 minutes of action ... In Tuesday night's contest, Francis played 28 minutes and finished with 11 points and seven rebounds ... It marked his first double-digit scoring game since a 23-point performance against Virginia Tech on January 20, 2004 ... In the three games prior to being sidelined with his back injury, he scored six points versus Boston College (29 minutes), four points against Pittsburgh (nine minutes) and did not score against Connecticut (seven minutes) ... Francis has started all 57 games of his Irish career.

Notre Dame Basketball Celebrates 100 Seasons

The 2004-05 campaign marks the 100th season for the Notre Dame basketball program. As part of the season-long celebration, a 25-man All-Century Basketball Team was announced. All-time leading Fighting Irish scorer Austin Carr headed the list of honorees. The voting was done during the past summer on Notre Dame's athletic department web site (www.und.com).

Notre Dame's centennial celebration will culminate by the Centennial Gala to be held March 5, 2005, at the University's new Performing Arts Center.


The 25 former and current Irish players named to the All-Century Basketball Team were: Bob Arnzen, Austin Carr, Matt Carroll, Adrian Dantley, LaPhonso Ellis, Pat Garrity, Tom Hawkins, Collis Jones, Leo Klier, Edward 'Moose' Krause, John Moir, Troy Murphy, Paul Nowak, Kevin O'Shea, John Paxson, Ron Reed, David Rivers, Dick Rosenthal, Walt Sahn, John Shumate, Jack Stephens, Chris Thomas, Kelly Tripucka, Bob Whitmore and Monty Williams.

A special, oversized, full-color commemorative yearbook titled "100 Seasons of Basketball: A Celebration of Irish Players and History." has been published. The book is available exclusively through the Notre Dame Bookstore (call 800-647-4641 or go to www.ndcatalogue.com). The publication contains features on the 25 members of the All-Century Team, a foreword by Austin Carr, an afterword by Chris Thomas, as well as lots of other stories and photos documenting Irish basketball history. It's a production of Notre Dame Sports Properties, PSP and the University's sports information office.

Notre Dame will hold its Centennial Gala on the night of Saturday, March 5, 2005, at the new DeBartolo Center for the Performing Arts on campus. The event follows Notre Dame's final home men's basketball game that afternoon (2:00 p.m. EST tip) at the Joyce Center against Pittsburgh (CBS Sports will nationally televise the game). The Centennial Gala will feature hors d'oeuvres and beverages at the PAC followed by a specially-produced package of video and remarks highlighting Notre Dame's 100 seasons of men's basketball. All 25 members of the All-Century Team and their families will be invited to attend and will be featured and introduced. Tickets to the Centennial Gala will be available to the general public, with details to come.

A DVD series on Notre Dame's 100 seasons of basketball is in the works through Atlas Technologies. Details of availability will be available soon.

A 100th season logo has been produced and will appear on the Irish uniforms throughout the 2004-05 season. The logo is also visible on a panel on the Joyce Center scorer's table, as well as on merchandise available through the Notre Dame Bookstore.



The Mighty Quinn:

Chris Quinn leads the Irish in scoring with a 17.3 scoring average ... He achieved a first in his career by leading Notre Dame in scoring in his first three games ... Last season, Quinn led the Irish in scoring on three occasions — in the Quinncipiac (25 points), Boston College (25 points) and Purdue (21 points) ... Quinn scored a team-high 20 points against Harvard which marked the sixth time 20-point performance of his career ... He played 38 minutes in the game against the Crimson and did not turn the ball over once ... Against IPFW, he scored 15 points and dished off three assists, while turning the ball over just once ... He finished with 17 points and no turnovers in 38 minutes against Charleston Southern ... While averaging 34.7 minutes per game (in 104 minutes played), Quinn has turned the ball over just once ... In 11 games in 2003-04 (spanning 390 minutes), Quinn did not commit a turnover ... Last season he committed just 37 turnovers and dished off 104 assists and owned a BIG EAST best 2.81 assist-to-turnover ratio ... Also during the season, Quinn had a stretch of 159:00 minutes on the floor without a turnover.

Taking Care Of The Ball:

Notre Dame's backcourt tandem of Chris Thomas and Chris Quinn have only turned the ball over a combined four times in the first three games ... Thomas has played 106 minutes for an average of 36.0 minutes per game ... His is averaging a turnover every 35.3 minutes... Quinn has turned the ball over just once in 104 minutes while averaging 34.7 minutes per game ... Neither of the two turned the ball over against Charleston Southern with Quinn playing 38 minutes and Thomas playing 37 minutes ... Quinn's only turnover was in the IPFW game ... Thomas' last game without a turnover was in Notre Dame's second-round NIT matchup against Saint Louis last March.

Threes The Key For Falls:

All five field goals that Colin Falls has made this season have come from three-point range ... Falls connected on three three-pointers against IPFW as he finished with nine points in the game ... All 11 of his attempts this season, have come from three-point range ... During his freshman season, Falls' favorite shot was from beyond the arc ... 42 of his 52 career field goals made (.808) have come from three-point range, while 105 of his 126 attempts (.833) have been from the three-point line or beyond.

Rookie Roll Call:

Sophomore Omari Isreal and freshman Rob Kurz have each seen action in Notre Dame's first three games ... Isreal, who missed all of last season while recovering from the ACL surgery he had in February of 2003, played seven minutes and finished with three points (connecting on a three-pointer in the first half) and a rebound against Harvard ... He then played 14 minutes in the win over IPFW, scoring two points and followed that effort with four points and three rebounds versus Charleston Southern ... Kurz played five minutes and had a rebound in against the Crimson in his first collegiate outing ... He played 12 minutes against IPFW and finished with two points and four rebounds and played five minutes against Charleston Southern.

Student-Athlete Graduation Rate Ranks Second Nationally

The graduation rate for University of Notre Dame student-athletes ranks second among Division I-A colleges and universities, according to statistics released last week by the NCAA.

The federally mandated 2004 NCAA Graduation Rates Report, the 14th such survey issued by the association, covers students who enrolled between 1994 and 1997 at all 328 Division I institutions, including 117 in Division I-A ... The NCAA bases graduation rates on the raw percentage of student-athletes who entered an institution and graduated within six years ... Students who leave or transfer, regardless of academic standing, are considered non-graduates.

Using the NCAA formula, Notre Dame graduated a four-year average of 87 percent of its student-athletes, second only to Duke University at 90 percent, and tied with Northwestern and Stanford Universities ... The national average for Division I-A schools is 61 percent.

Among student-athletes who completed all four years of athletic eligibility at Notre Dame, 99 percent earned their degrees ... The national average is 84 percent.

Notre Dame graduated 94 percent of all women competing in varsity athletics, to rank third among peer institutions behind Northwestern at 96 percent and Duke at 95 percent. Among men, Notre Dame's 82 percent rate was third only to Duke and Stanford at 88 and 84 percent, respectively.

Notre Dame graduated 71 percent of its African-American student-athletes, ranking ninth nationally, and Irish football players graduated at a 77 percent rate, to rank eighth.

2004-05 Teleconference Schedules

Mike Brey

(All teleconferences will begin at 10:00 a.m. EST unless otherwise noted)

Call: (317) 263-8800
Passcode: 430152

Mon., Dec. 6	Indiana/DePaul
Fri., Dec. 17	Army/Marist/Western Ill./Samford*
Mon., Jan. 3	Seton Hall/Villanova/Syracuse
Mon., Jan. 12	St. John's/West Virginia/Georgetown
Mon., Jan. 24	Villanova
Fri., Jan. 28	Connecticut*
Thur., Feb. 3	Syracuse/Boston College
Wed., Feb. 9	Pittsburgh/Georgetown
Thur., Feb. 17	Providence/Connecticut
Wed., Feb. 23	UCLA/Rutgers
Thur., Mar. 3	Pittsburgh

*begins at 11:00 a.m. EST

Chris Thomas

(All teleconferences will begin at 1:00 p.m. EST)

Call: (317) 263-8800
Passcode: 430152

Wed., Dec. 1 and Wed., Dec. 15
(teleconferences for the second semester will be announced at a later date)

BIG EAST Coaches Teleconferences

Media wishing to participate should phone:

(913) 981-5520

Dates:

Thur., Dec. 9	Thur. Jan. 13
Thur., Jan. 27	Thur., Feb. 10
Thur., Feb. 24	Mon., Mar. 9

The schedule of coaches is (all times Eastern):

11:00 a.m.	Jay Wright, Villanova
11:08 a.m.	Mike Brey, Notre Dame
11:16 a.m.	Al Skinner, Boston College
11:24 a.m.	Jim Calhoun, Connecticut
11:32 a.m.	Norm Robers, St. John's
11:40 a.m.	Jamie Dixon, Pittsburgh
11:48 a.m.	Jim Boeheim, Syracuse
11:56 a.m.	John Thompson, III, Georgetown
12:04 p.m.	John Beilein, West Virginia
12:12 a.m.	Louis Orr, Seton Hall
12:20 p.m.	Gary Waters, Rutgers
12:28 p.m.	Tim Welsh, Providence

Poll Watching

Week	AP	ESPN/USA Today
(Preseason) ..20		21
Nov. 22.....21.....		21
Nov. 29.....19.....		20

Keeping It Close:

In the 44 losses suffered by Irish teams in Mike Brey's four seasons, only 12 have been by 10 or more points and have been by a combined 330 points for an average of 7.5 points ... Notre Dame's biggest losses have been on the road at Pittsburgh (72-55 on January 6, 2003) and against Arizona (88-71 on March 27, 2003) in the West Regional semifinal in Anaheim, Calif... Prior to those two setbacks, the worst defeat was a 16-point decision at Connecticut during Brey's first season ... Notre Dame's 11 losses during the 2001-02 season were by a combined 49 points for an average margin of defeat of 4.5 points ... Only one loss that season (versus Georgetown at the Joyce Center) was by double figures, while eight of those setbacks were by five or less points.

Block Party:

The Irish frontcourt should provide many shot-blocking opportunities this season with an opportunity to break the single-season record ... The 2002-03 team set the single-season mark with 189 blocked shots for a per game average of 5.59 ... The former mark of 178 was set during the 2000-01 season in which Notre Dame averaged 5.93 blocks ... The Irish finished the 2001-02 campaign with 163 blocks for an average of 4.94 per game ... Last year, the Irish had 139 blocks for an average of 4.34 per game ... Under head coach Mike Brey, Notre Dame averaged 5.17 blocks per game in his first four seasons ... The single-season totals each of the past four years are among the top five block totals in school history ... The Irish already have 12 blocked shots in their first three games.

182 And Counting:

Heading into today's game against Michigan, Notre Dame has hit at least one three-pointer in 182 straight games, a mark that dates back to the the 1998-99 campaign ... The last time an Irish team failed to hit a three-pointer was in a 101-70 loss to Connecticut at the Hartford Civic Center on January 12, 1999 as Notre Dame finished 0-7 from beyond the arc in the game.

Steady As They Go:

Notre Dame's backcourt tandem of Chris Thomas and Chris Quinn has been spectacular for the Irish in their first two games ... The two have combined for 94 of the team's 193 points (.487) and dished off 26 of its 37 assists (.703).

All In The Family:

Freshman Rob Kurz' younger sister Laura is a freshman on the Duke women's basketball team. As a matter of fact, she played a regular-season contest on the Joyce Center floor 48 hours before her brother's home opener. The Irish women's basketball team hosted the Blue Devils in semifinal action of the Women's National Invitation Tournament on November 17. Notre Dame won the game 76-65.

Irish Add Four In Early Signing Period:

Mike Brey signed four players to national letters of intent during the early signing period last week ... Joining the Irish in the fall of 2005 will be Ryan Ayers (Blue Bell, Pa.), Zach Hillesland (Toledo, Ohio), Kyle McAlarney (Staten Island, N.Y.) and Luke Zeller (Washington, Ind.) ... Ayers, a 6-7, 200-pound combination guard/forward, is the son of former Ohio State and Philadelphia 76ers head coach Randy Ayers ... He averaged 16.4 points, 8.0 rebounds and 4.6 assists during his junior year at Germantown Academy ... Hillesland is a 6-8, 220-pound forward who averaged 13.0 points, 9.0 rebounds in his junior season at St. John's Jesuit ... McAlarney, a 6-1, 170-pound point guard, already ranks as the all-time leading scorer in Staten Island prep history with 1,662 career points and a 22.6 scoring average ... His 35.6 scoring average and 907 points in 2003-04 for Moore Catholic set the Staten Island high school single-season marks ... Zeller, a 6-11, 240-pound forward/center, is a candidate for the 2005 Mr. Indiana Basketball honors ... A *Streets and Smith's* All-America selection in his junior season, he netted 19.8 points and 9.4 rebounds during his junior year at Washington.

Irish Find Success In The Classroom:

Notre Dame had its best semester ever in the classroom during the spring of 2004, combining for a 3.115 cumulative grade point average ... Seven players were named to the BIG EAST Academic All-Star Team — Greg Bosl, John Carlson, Rick Cornett, Jordan Cornette, Torrian Jones, Chris Thomas and Tom Timmermans ... To be eligible,

Irish Record Under Brey In Games Decided By....

1 point.....	6-2
2 points.....	3-3
3 points.....	5-8
4 points.....	2-3
5 points.....	2-3
6 points.....	3-1
7 points.....	3-3
8 points.....	3-6
9 points.....	3-3
10 points.....	3-2
11-15 points.....	21-8
16-20 points.....	11-2
21-30 points.....	11-0
31-40 points.....	8-0
41-50 points.....	4-0
50+points.....	0-0

student-athletes must have maintained a cumulative 3.0 grade point average during the school year.

Notre Dame Basketball On The Big Screen:

For the second consecutive year, Notre Dame will play a record 13 games on national television during the regular season Last year, the Irish also made 13 national appearances during the regular season and appeared on either CBS, ESPN or ESPN2 a total of 16 times ... Since the 2000-01 season under head coach Mike Brey, Notre Dame teams have appeared on national television during the regular and post-season a total of 52 times (average of 13 per year) - it's the most television appearances in a four-year period in the program's history.

Joyce Center Sellouts:

Since the 2000-01 campaign, there have been 29 sellouts at the Joyce Center ... Notre Dame enjoyed 10 sellouts during the 2002-03 campaign, the most since the 1985-86 season. The 29 sellouts from 2000-02 are the most since the 1983-87 seasons.

Notre Dame Basketball Radio Show Returns To Logan's Roadhouse:

Logan's Roadhouse Restaurant in Mishawaka will once again be the site of the Notre Dame Basketball Radio Show during the 2004-05 season ... The 30-minute radio show will be broadcast live on Monday nights on 92.9-FM (U93 in South Bend) 10 times during the year beginning at 7:00 p.m. ... The dates of the show will be December 6, December 13, December 20, January 3, January 17, January 24, January 31, February 7, February 14 and February 28.

The Kevin White Radio Show:

A weekly half-hour talk show featuring Notre Dame athletics director Kevin White airs once again this year on Chicago's ESPN Radio 1000 (1000 AM, www.espnradio1000.com) ... Now in its fifth season, "The Kevin White Radio Show" welcomes a series of guests and prominent figures associated with college athletics, including administrators, coaches and media members.

Notre Dame Athletics Debut On Sirius Satellite Radio:

Notre Dame has increased its radio footprint when it announced an agreement on August 31 with SIRIUS Satellite Radio to become the official radio partner for Notre Dame athletics ... SIRIUS will broadcast selected Irish men's and women's basketball games during the upcoming season, in addition to football and other sporting events ... In addition, SIRIUS will aid in the development of marketing initiatives with the University's athletic department as a member of " Team Notre Dame" ... Notre Dame's agreement with SIRIUS is one of the cornerstones in the formation of SIRIUS College Sports Radio, a partnership between SIRIUS and College Sports Television (CSTV) that includes 23 major universities around the country ... SIRIUS radios for the car and home start at \$149 and are available at major retailers nationwide ... For more, visit www.sirius.com.

Web Site (www.und.com):

Notre Dame's official athletic department web site can be found at www.und.com ... The web site is created in partnership with College Sports Online of Carlsbad, Calif.

Upcoming Game Promotions:

DePaul (Glow sticks).

Leprechaun Legion

The return of Irish basketball to national prominence has brought attention, enthusiasm and excitement back to the Joyce Center ... The Notre Dame student body has been a big part of increasing the homecourt advantage ... In the spring of 2001, an organization known as the Leprechaun Legion was introduced ... Members of the University's student body formed the Leprechaun Legion to generate support at home basketball games ... The Legion sits in the east end of the Joyce Center and is extremely visible underneath the basket as members of the organization don kelly green shirts during game ... Its chief aim is to increase school spirit during games and act as a catalyst for the rest of the crowd ... This season, every student who purchased a basketball student booklet, received the "2004-05 Leprechaun Legion" shirt ... The shirts are also on sale at home games in the Notre Dame Bookstore and Varsity Shops ... Proceeds from the sale of the shirt benefit Coaches vs. Cancer.



Free- Throw Shooting In Last Five Minutes:

Colin Falls	2-2 (1.000)
Rob Kurz	1-2 (.500)
Chris Quinn	6-7 (.857)
Chris Thomas	5-6 (.833)
Notre Dame Totals	14-17 (.824)
Opponent Totals	0-1 (.000)

Miscellaneous Irish Stats

Games In Double Figures:

Chris Thomas.....	88
Torin Francis	36
Chris Quinn.....	29
Jordan Cornette.....	6
Colin Falls	5
Dennis Latimore.....	3
Rick Cornett	2

Games With 20- Plus Points:

Chris Thomas.....	41
Torin Francis	9
Chris Quinn.....	6

Games With 30- Plus Points:

Chris Thomas.....	5
-------------------	---

Games With 10- Plus Rebounds:

Torin Francis	20
Jordan Cornette.....	8
Chris Thomas.....	1
Dennis Latimore.....	1
Rick Cornett	1

Games With 20- Plus Rebounds:

Torin Francis	1
---------------------	---

Games With 10- Plus Assists:

Chris Thomas.....	16
-------------------	----

Games With 10- Plus Steals:

Chris Thomas.....	1
-------------------	---

Games With 10- Plus Blocked Shots:

Jordan Cornette.....	1
----------------------	---

Irish Career Double- Doubles

Jordan Cornette.....	3
Torin Francis	17
Dennis Latimore.....	1
Chris Thomas.....	13*

*includes one triple-double in Notre Dame basketball history

Irish Double- Doubles in 2004- 05

Dennis Latimore (1).....	vs. IPFW (12 pts./11 rebs.)
Chris Thomas (1).....	vs. IPFW (10 pts./11 asts)

Irish in the Record Books

Career Scoring

1. Austin Carr (1968-71).....	2,560
2. Adrian Dantley (1973-76).....	2,223
3. Pat Garrity (1994-98).....	2,085
4. David Rivers (1984-88).....	2,058
5. Troy Murphy (1998-01).....	2,011
6. Matt Carroll (1999-2003).....	1,850
7. Chris Thomas (2001- present) ...	1,825

Career Scoring Average

1. Austin Carr (1968-71).....	34.6
2. Adrian Dantley (1973-76).....	25.8
3. Tom Hawkins (1956-59).....	23.0
4. John Shumate (1972-74).....	22.6
5. Troy Murphy (1998-01).....	21.4
6. Bob Arnzen (1966-69).....	20.3
7. Ron Reed (1962-65).....	18.9
8. Pat Garrity (1994-98).....	18.8
Bob Whitmore (1966-69).....	18.8
10. Larry Sheffield (1962-65).....	18.7
11. Chris Thomas (2001- present)	17.9

Career Field Goals Made

1. Austin Carr (1968-71).....	1,017
2. Adrian Dantley (1973-76).....	804
3. Pat Garrity (1994-98).....	748
4. Tom Hawkins (1956-59).....	710
5. David Rivers (1984-88).....	704
6. Troy Murphy (1998-01).....	680
7. Bob Arnzen (1966-69).....	666
8. Kelly Tripucka (1977-81).....	629
9. Matt Carroll (1999-03).....	628
10. Bob Whitmore (1966-69).....	609
11. David Graves (1998-02).....	603
12. Daimon Sweet (1988-92).....	601
13. Chris Thomas (2001- present)	597

Career Field Goals Attempted

1. Austin Carr (1968-71).....	1,925
2. Tom Hawkins (1956-59).....	1,636
3. David Rivers (1984-88).....	1,593
4. Pat Garrity (1994-98).....	1,534
5. Chris Thomas (2001- present) ...	1,525

Career Three-Point Field Goals Made

1. Matt Carroll (1999-03).....	301
2. David Graves (1998-02).....	259
3. Chris Thomas (2001- present)	253

Career Three-Point Field Goals Attempted

1. Matt Carroll (1999-03).....	769
2. Chris Thomas (2001- present)	697
3. Ryan Hoover (1992-96).....	680
4. David Graves (1998-02).....	630
5. Martin Ingelsby (1997-01).....	394
6. Antoni Wyche (1995-99).....	333
7. Pat Garrity (1994-98).....	279
Chris Quinn (2002-04).....	279
9. Elmer Bennett (1988-02).....	259
10. Troy Murphy (1998-01).....	191
11. Pete Miller (1986-90).....	190
12. Jamere Jackson (1986-90).....	179
13. Dan Miller (2002-03).....	166
14. Monty Williams (1989-94).....	165
David Rivers (1984-88).....	165
16. Jordan Cornette (2001-04).....	151

Career Three-Point Field Goal Percentage

1. Joe Frederick (1987-90).....	.490
2. Martin Ingelsby (1997-01).....	.424
3. David Graves (1998-02).....	.411
4. David Rivers (1985-88).....	.406
5. Keith Friel (1996-98).....	.397
6. Chris Quinn (2002- present)394
7. Matt Carroll (1999-03).....	.389
8. Jamere Jackson (1987-90).....	.380
9. Kevin Ellery (1988-91).....	.372
10. Carl Cozen (1991-94).....	.370
11. Chris Thomas (2001- present)363

Career Rebounding Average

1. Walter Sahn (1962-65).....	16.9
2. Tom Hawkins (1956-59).....	16.7
3. Ron Reed (1962-65).....	14.3
4. Michael Graney (1957-60).....	13.3
5. Robert Whitmore (1966-69).....	12.4
6. John Shumate (1972-74).....	11.6
7. Bob Arnzen (1966-69).....	11.5
8. LaPhonso Ellis (1988-92).....	11.1
9. Collis Jones (1968-71).....	10.4
10. Ryan Humphrey (2000-02).....	9.9
14. Jay Miller (1962-65).....	8.9
15. Gary Novak (1971-74).....	8.7
16. Torin Francis (2002- present)	8.4

Career Assists

1. Chris Thomas (2001- present)	660
--------------------------------------	-----

Career Assist Average

1. Chris Thomas (2001- present)	6.5
2. Doug Gottlieb (1995-96).....	5.7
3. Jackie Meehan (1968-71).....	5.3
4. David Rivers (1984-88).....	5.0
5. Tim Singleton (1987-91).....	4.9
6. Martin Ingelsby (1997-01).....	4.3
7. Elmer Bennett (1988-92).....	4.2
8. Rich Branning (1976-80).....	4.1
9. John Paxson (1979-83).....	3.7
10. Admore White (1993-97).....	3.6
11. Joe Howard (1983-84).....	3.3
12. Jimmy Dillon (1996-00).....	3.2
13. Ray Martin (1973-77).....	2.9
14. David Graves (1998-02).....	2.6
Dwight Clay (1972-75).....	2.6
16. Matt Carroll (1999-03).....	2.4
Dan Miller (2002-03).....	2.4
Ryan Hoover (1992-96).....	2.4
Lamarr Justice (1991-95).....	2.4
20. Chris Quinn (2002- present)	2.3

Steals

1. David Graves (1998-02).....	202
2. David Rivers (1984-88).....	201
3. Chris Thomas (2001- present)	193

Steals Average

1. Chris Thomas (2001- present)	1.9
2. David Rivers (1984-88).....	1.7

Career Blocked Shots

1. LaPhonso Ellis (1998-92).....	200
2. Ryan Humphrey (2000-02).....	166
3. Jordan Cornette (2001- present)..	158
4. Troy Murphy (1998-01).....	126
5. Matt Gotsch (1993-97).....	97
Torin Francis (2002- present)	98

Career Blocked Shot Average

1. Ryan Humphrey (2000-02).....	2.8
2. LaPhonso Ellis (1988-92).....	2.1
3. Torin Francis (2002- present)	1.7
4. Jordan Cornette (2001- present)....	1.6

Career Free Throws Made

1. Adrian Dantley (1973-76).....	615
2. Troy Murphy (1998-01).....	587
3. David Rivers (1984-88).....	583
4. Austin Carr (1968-71).....	526
5. Pat Garrity (1994-98).....	489
6. Kelly Tripucka (1977-81).....	461
7. Donald Royal (1983-87).....	449
8. Jack Stephens (1952-55).....	426
9. Tom Hawkins (1956-59).....	400
10. Chris Thomas (2001- present)	378

Career Free Throws Attempted

1. Adrian Dantley (1973-76).....	769
2. Troy Murphy (1998-01).....	755
3. David Rivers (1984-88).....	717
4. Jack Stephens (1952-56).....	686
5. Pat Garrity (1994-98).....	655
6. Austin Carr (1968-71).....	646
7. Tom Hawkins (1956-59).....	583
8. Kelly Tripucka (1977-81).....	578
9. Donald Royal (1983-87).....	576
10. Bob Whitmore (1966-69).....	543
11. LaPhonso Ellis (1988-92).....	468
12. Elmer Bennett (1988-92).....	456
13. Richard Rosenthal (1951-54).....	453
14. Joe Bertrand (1951-54).....	443
15. Chris Thomas (2001-04).....	441

Career Free-Throw Percentage

1. Chris Thomas (2001- present)857
--------------------------------------	------

Career Games Started

1. Matt Carroll (1999-03).....	125
2. David Rivers (1984-88).....	116
3. Pat Garrity (1994-98).....	111
4. David Graves (1998-02).....	107
5. Chris Thomas (2001- present)	101

Notre Dame Highs and Lows Under Mike Brey

Notre Dame - Team Game High (1st Half)

Points.....57 vs. Sacred Heart (11/18/00) *
 Field Goals Made 21 vs. Pittsburgh (1/30/02) *
 21 vs. New Hampshire (11/16/01) *
 Field Goals Attempted..... 43 vs. New Hampshire (11/16/01) *
 Field Goal Percentage.....67.7% (21-31) vs. Pittsburgh (1/30/02) *
 3 PT Field Goals Made..... 9 vs. UCLA (2/28/04) *
 3 PT Field Goals Attempted..... 18 vs. UCLA (2/28/04) *
 3 PT Field Goals Percentage..... 63.6% (7-11) vs. Valparaiso (1/5/03) *
 Free Throws Made.....11 vs. Connecticut (2/9/04) *
 Free Throws Attempted14 vs. Connecticut (2/9/04) *
 Free Throw Percentage 100.0% (9-9) vs. Rutgers (1/14/03) *
 Total Rebounds.....25 vs. New Hampshire (11/16/01) *
 Offensive Rebounds 12 vs. New Hampshire (11/16/01) *
 Defensive Rebounds19 vs. Georgetown (3/4/04) *
 Assists10 vs. Connecticut (2/9/04) *
 10 vs. New Hampshire (11/16/01) *
 Steals..... 12 vs. New Hampshire (11/16/01) *
 Blocked Shots7 vs. Connecticut (2/9/04) *
 7 vs. Belmont (11/17/02) *
 Turnovers.....9 vs. DePaul (2/14/03) *
 9 vs. Indiana (12/10/03) *
 Fouls 10 vs. Georgetown (3/8/03)

Notre Dame - Team Game High (2nd Half)

Points..... 57 vs. Tennessee-Chattanooga (11/24/01)
 Field Goals Made 20 vs. St. John's (3/13/03)
 Field Goals Attempted.....37 vs. Georgetown (2/9/02)
 Field Goal Percentage.....53.3% vs. Pittsburgh (1/12/04)
 3 PT Field Goals Made..... 11 vs. St. John's (3/6/04)
 3 PT Field Goals Attempted..... 12 vs. Connecticut (3/8/02)
 3 PT Field Goals Percentage..... 58.3% (7-12) vs. Connecticut (3/8/02)
 Free Throws Made.....20 vs. West Virginia (1/29/03) *
 Free Throws Attempted23 vs. West Virginia (1/29/03) *
 Free Throw Percentage 92.9% (13-14) vs. Rutgers (1/14/03) *
 Total Rebounds..... 34 vs. Seton Hall (1/8/01)
 Offensive Rebounds13 vs. Boston College (1/25/03)
 Defensive Rebounds 25 vs. Sacred Heart (11/18/00) *
 Assists13 vs. St. John's (3/6/04) *
 Steals 5 vs. Syracuse (1/7/04) *
 Blocked Shots4 vs. Connecticut (3/11/04)
 Turnovers..... 6 vs. Rutgers (1/31/04)
 Fouls 16 vs. Rutgers (1/31/04)

Notre Dame - Team Game High (Total)

Points.....107 vs. Loyola (Chicago) (11/22/00) *
 Field Goals Made42 vs. Canisius (12/19/00) *
 Field Goals Attempted.....78 vs. New Hampshire (11/16/01) *
 Field Goal Percentage.....66.7% (34-51) vs. Pittsburgh (1/30/02) *
 3 PT Field Goals Made..... 17 vs. St. John's (3/6/04) #
 3 PT Field Goals Attempted.....44 vs. Canisius (12/22/00)
 3 PT Field Goals Percentage.....60.9% (14-23) vs. Rutgers (2/6/02) *
 Free Throws Made.....26 vs. Syracuse (1/23/01) *
 Free Throws Attempted38 vs. Sacred Heart (11/18/00) *
 Free Throw Percentage100% (5-5) vs. Illinois (3/22/03)
 Total Rebounds.....55 vs. Tennessee Tech (12/17/00) *
 Offensive Rebounds 24 vs. Seton Hall (1/8/01)
 Defensive Rebounds40 vs. Tennessee Tech (12/17/00) *
 Assists32 vs. Canisius (12/19/00) *
 Steals 26 vs. New Hampshire (11/16/01) * #
 Blocked Shots19 vs. Belmont (12/17/02) * #
 Turnovers.....20 vs. Syracuse (1/2/01)
 Fouls25 vs. Georgetown (2/1/03) *
25 vs. Pittsburgh (1/30/02) *

Notre Dame - Team Game Lows (1st Half)

Points.....19 vs. Connecticut (2/12/04) *
 Field Goals Made 6 vs. Connecticut (2/21/04)
 Field Goals Attempted..... 21 vs. Canisius College (12/22/01)
 Field Goal Percentage18.8% (6-32) vs. Connecticut (2/21/04)
 3 PT Field Goals Made..... 0 vs. West Virginia (1/7/04)
0 vs. Connecticut (1/12/99)
 3 PT Field Goals Attempted.....5 vs. Virginia Tech (1/20/04)
5 vs. IPFW (11/23/04) *
 3 PT Field Goals Percentage..... 8.3% (1-12) vs. Providence (1/21/03)
 Free Throws Made.....0 vs. Pittsburgh (2/7/04) *
 Free Throws Attempted0 vs. Pittsburgh (2/7/04) *
 Free Throw Percentage0.0% (0-0) vs. Pittsburgh (2/7/04) *
 Total Rebounds.....10 vs. Pittsburgh (2/9/03) *
 Offensive Rebounds1 vs. Pittsburgh (2/9/03) *
 Defensive Rebounds9 vs. Pittsburgh (2/9/03) *
 Assists3 vs. Charleston Southern (11/26/04) *
 Steals.....2 vs. Pittsburgh (2/7/04) *
2 vs. Boston College (2/4/04)
 Blocked Shots 0 vs. Providence (2/24/04) *
0 vs. IPFW (11/23/04) *
 Turnovers..... 1 vs. Georgetown (3/4/04) *
 Fouls4 vs. Georgetown (3/4/04) *
4 vs. Charleston Southern (11/26/04) *

Notre Dame - Team Game Lows (2nd Half)

Points.....19 vs. Valparaiso (1/5/03)
 Field Goals Made 6 vs. Purdue (3/17/04) *
6 vs. Harvard (11/19/04) *
 Field Goals Attempted.....21 vs. West Virginia (3/10/04)
 Field Goal Percentage21.4% (6-28) vs. Harvard (11/19/04) *
 3 PT Field Goals Made..... 1 vs. Seton Hall (1/12/03) *
 1 vs. Harvard (11/19/04) *
 3 PT Field Goals Attempted..... 7 vs. Pittsburgh (1/12/04)
 3 PT Field Goals Percentage.....10.0% (1-10) vs. Seton Hall (1/12/03) *
 Free Throws Made..... 0 vs. Pittsburgh (1/12/04)
 Free Throws Attempted 2 vs. Pittsburgh (1/12/04)
 Free Throw Percentage0.0% (0-2) vs. Pittsburgh (1/12/04)
 Total Rebounds.....7 vs. Rutgers (3/1/03)
 Offensive Rebounds2 vs. Charleston Southern (11/26/04)
 Defensive Rebounds4 vs. Rutgers (3/1/03)
 Assists0 vs. Harvard (11/19/04)
 Steals.....0 vs. Georgetown (3/4/04) *
 Blocked Shots0 vs. Pittsburgh (2/7/04) *
 Turnovers.....0 vs. West Virginia (3/10/04)
 Fouls3 vs. West Virginia (1/7/04) *

Notre Dame - Team Game Lows (Total)

Points.....50 vs. Connecticut (2/21/04)
 Field Goals Made 13 vs. Rutgers (3/1/03)
 Field Goals Attempted..... 44 vs. Canisius (12/22/01)
 Field Goal Percentage 29.7% (19-64) vs. Connecticut (2/21/04)
 3 PT Field Goals Made.....1 vs. Pittsburgh (2/3/01)
 3 PT Field Goals Attempted.....8 vs. Pittsburgh (2/3/01)
 3 PT Field Goals Percentage..... 10.5% vs. Rutgers (2/14/02)
 Free Throws Made.....2 vs. Syracuse (1/14/02)
 Free Throws Attempted4 vs. Pittsburgh (3/8/01)
 Free Throw Percentage 37.5% (3-8) vs. Pittsburgh (1/12/04)
 Total Rebounds..... 21 vs. Rutgers (3/1/03)
 Offensive Rebounds3 vs. DePaul (12/14/02) *
 Defensive Rebounds 16 vs. Miami (Ohio) (12/8/01)
 Assists6 vs. Mississippi (3/18/01)
 Steals..... 2 vs. Valparaiso (1/5/03)
 Blocked Shots1 vs. Pittsburgh (2/7/04) *
1 vs. Rutgers (6/2/02) *
 Turnovers.....4 vs. Connecticut (2/9/04) *
 Fouls 6 vs. West Virginia (1/7/04) *

* Indicates game played at the Joyce Center, Notre Dame, Ind.

Indicates school record

The Last Time It Happened...

Notre Dame recorded a

30-Point win.....was on 12/14/02 - ND 102, DePaul 71 (31 Points)*

40-Point win.....was on 11/18/02 - ND 89, IUPUI 45 (44 Points)*

50-Point win.....was on 2/22/86 - ND 126, Miami 73 (53 Points)

30-Point loss.....was on 1/7/99 - ND 62, Villanova 93 (31 Points)*

Notre Dame shot.....

60% on FGs.....was on 12/14/02 - 60.0% (30-50) vs. DePaul (ND 102, DePaul 71)

65% on FGs.....was on 1/30/02 - 66.7% (34-51) vs. Pittsburgh (ND 89, Pittsburgh 76)*

90% on FTs.....was on 11/29/03 - 95.0% (19-20) vs. Mount St. Mary's (ND 78, Mount St. Mary's 64)*

Notre Dame.....

Won 10 games in a row.....was from 1/16/01 thru 2/24/01 - 11 straight

Won 15 games in a row.....was from 12/31/53 thru 3/9/54 - 18 straight

Won 20 games in a row.....never

Lost 5 games in a row.....was from 1/15/94 thru 1/24/94 - 6 straight

Scored 100 points.....was on 1/15/03 (ND 101 - Boston College 94)

- Scored 100 points on the road.....was on 1/15/03 (ND 101 - Boston College 94)

- Scored 100 points at a neutral site.....was on 3/12/78 (ND 100 - Houston 77) (NCAA First Round, Tulsa, OK)

- Scored 100 points and lost.....was on 3/20/71 (ND 106 - Houston 119) (NCAA Regional Semi-finals at Wichita,KS)

Allowed 100 points.....was on 2/9/02 vs. Georgetown (ND 116 - Georgetown 111)

Scored less than 50 points.....was on 11/21/97 vs. Marquette (ND 48 - Marquette 72)

Allowed less than 50 points.....was on 11/26/04 vs. Charleston Southern (ND 54 - Charleston Southern 38)*

Played an Overtime Game.....was on 2/1/03 vs. Georgetown (ND 93 - Georgetown 92)*

- Played in a Multi-Overtime Game.....was on 2/1/03 vs. Georgetown (ND 93 - Georgetown 92 - 2OT)*

Won on a "last second" shot.....was on 2/9/03 vs. Pittsburgh (ND 66 - Pittsburgh 64 - Torin Francis layup at 00:00.6)*

Had 5 double figure scorers.....was on 3/6/04 vs. St. John's (ND 89 - St. John's 62) - Chris Thomas 25 , Jordan Cornette 12, Colin Falls 11, Torrian Jones 11, Tom Timmermans 11

Had 6 double figure scorers.....was on 12/14/03 vs. DePaul (ND 82 - DePaul 69) - Jordan Cornette 17, Chris Thomas 13, Colin Falls 12, Torin Francis 12, Chris Quinn 12, Rick Cornett 10

Had 7 double figure scorers.....never

Had two double-figure rebounders.....was on 11/18/02 vs. IUPUI (ND 85 - IUPUI 45)* - Dan Miller 11, Torin Francis 10

Had two players with double-doubles.....was on 11/23/04 vs. IPFW (ND 73 - IPFW 45)* - Chris Thomas (10 pts., 11 ast.), Dennis Latimore (12 pts., 11 rebs.)

Had three players with double-doubles.....never

Had two 20-point scorers.....was on 2/16/04 vs. Syracuse (ND 84 - Syracuse 72) - Chris Thomas - 25, Chris Quinn - 22

Had three 20-point scorers.....was on 2/28/04 vs. UCLA (ND 75 - UCLA 60) - Chris Thomas 21, Tom Timmermans 20, Chris Quinn 20

Made 10 three-point field goals.....was on 3/10/04 - 10-18 (55.6%) vs. West Virginia (ND 65 - West Virginia 64)

Committed 10 turnovers or less.....was on 11/19/04 - 7 turnovers vs. Harvard (ND 66 - Harvard 59)*

Committed 5 turnovers or less.....was on 3/4/04 - 5 turnovers vs. Georgetown (ND 61 - Georgetown 48)

Committed 25 turnovers.....was on 2/8/00 - 26 turnovers vs. Villanova (ND 69 - Villanova 86)

Forced 25 turnovers.....was on 11/16/01 - 30 turnovers vs. New Hampshire (ND 95 - New Hampshire 53)

An Irish player had.....

25+ points.....was on 3/6/04 - Chris Thomas (25) vs. St. John's (ND 89 - St. John's 62)

30+ points.....was on 2/9/04 - Chris Thomas (31) vs. Connecticut (ND 80 - Connecticut 74)*

35+ points.....was on 3/22/04 - Chris Thomas (39) vs. Saint Louis (ND 77 - Saint Louis 66)

40+ points.....was on 11/28/93 - Monty Williams (42) vs. Valparaiso (ND 96 - Valparaiso 74)*

15 or more rebounds.....was on 1/20/04 - Torin Francis (16) vs. Virginia Tech (ND 74 - Virginia Tech 63)

20 rebounds.....was on 11/22/02 - Torin Francis (20) vs. Bucknell (ND 73, Bucknell 42)*

a "double-double".....was on 11/23/04 - Dennis Latimore (12 pts., 11 rebs) and Chris Thomas (10 pts., 11 asts.) vs. IPFW (ND 73 - IPFW 45)*

a "triple-double".....was on 11/16/01 - Chris Thomas (24 pts, 11 ast, 11 steals) vs. New Hampshire (ND 99 - New Hampshire 53)*

20 points and 10 rebounds.....was on 1/20/04 - Torin Francis (22 pts, 16 rebs) vs. Virginia Tech (ND 74 - Virginia Tech 63)

20 points and 20 rebounds.....was on 1/8/01 - Troy Murphy (25 pts, 20 rebs) vs. Seton Hall (ND 76 - Seton Hall 78)

10 assists.....was on 11/23/04 - Chris Thomas (11) vs. IPFW (ND 73, IPFW 45)*

10 blocks.....was on 11/17/02 - Jordan Cornette (11) vs. Belmont (ND 76, Belmont 48)*#

10 steals.....was on 11/16/01 - Chris Thomas (11) vs. New Hampshire (ND 99, New Hampshire 53)*#

An opposing player had.....

25+ points.....was on 3/11/04 - Ben Gordon (29), Connecticut (ND 58 - Connecticut 66)

30+ points.....was on 1/25/03 - Troy Bell (31), Boston College (ND 101 - BC 96 OT)

35+ points.....was on 2/1/03 - Mike Sweetney (38), Georgetown (ND 93 - Georgetown 92 2OT)

40+ points.....was on 2/8/87 - Danny Manning (40), Kansas (ND 60 - Kansas 70)

15 rebounds.....was on 1/10/04 - Jason Fraser (17), Villanova (ND 82 - Villanova 78)

20 rebounds.....was on 2/21/04 - Emeka Okafor (22), Connecticut(ND 50 - Connecticut 61)

a "double-double".....was on 11/26/04 - Kurtis Rice (10 pts, 110 rebs), Charleston Southern (ND 54 - Charleston Southern 38)*

a "triple-double".....never

20 points and 10 rebounds.....was on 2/23/04 - Ryan Gomes (25 pts, 12 rebs), Providence (ND 59, Providence 73)*

20 points and 20 rebounds.....never

10 assists.....was on 12/4/99 - James Strong (11), Vanderbilt (ND 85 - Vanderbilt 87)*

10 blocks.....was on 1/27/73 - Bill Walton (10), UCLA (ND 63 - UCLA 82)*

10 steals.....was on 1/29/89 - Mark Macon (11), Temple (ND 64 - Temple 60)*

*indicates Notre Dame home game; #school records



Jordan Cornette

12

6- 10 • 236 • Senior • Center • Cincinnati, OH/St. Xavier

Two-time Irish captain ... needs 43 blocks to become school's career leader ... has scored in double figures and grabbed 10-plus rebounds in six career games ... three career double doubles ... scored six points, grabbed four rebounds and made three steals in season opener against Harvard ... played in his 100th career game vs. Charleston Southern.

	Career Highs	2004-05 Season Highs
Points:	17 vs. DePaul (12-14-03)	6 vs. Harvard (11-19-04)
Field Goals:	6 vs. DePaul (12-14-03)	2 vs. Harvard (11-19-04)
Field Goals Attempted:	10 on four occasions	5 on two occasions
Field-Goal Pct.:	1.000 on 11 occasions	.400 vs. Harvard (11-19-04)
Three-Point Field Goals:	5 vs. DePaul (12-14-03)	1 vs. IPFW (11-23-04)
Three-Point Field Goals Attempted:	8 vs. Pittsburgh (2-7-04)	4 vs. IPFW (11-23-04)
Three-Point Field Goal Pct.:	1.000 on four occasions	.250 vs. IPFW (11-23-04)
Free Throws:	4 vs. Miami (1-28-04)	2 vs. Harvard (11-19-04)
Free Throws Attempted:	5 vs. Indiana (12-10-03)	2 vs. Harvard (11-19-04)
Free-Throw Percentage:	1.000 on 13 occasions	1.000 vs. Harvard (11-19-04)
Rebounds:	13 vs. Belmont (11-17-02)	4 on two occasions
Assists:	4 vs. Georgetown (3-4-04)	1 vs. Harvard (11-19-04) vs. IPFW (11-23-04)
Blocked Shots:	11 vs. Belmont (11-17-02)	2 vs. IPFW (11-23-04)
Steals:	4 vs. Belmont (11-17-02)	3 vs. Harvard (11-19-04)
Minutes:	39 vs. Seton Hall (2-14-04)	32 vs. Charleston Southern (11-26-04)

Opp.	Min.	Total			Pct.	FT-FTA	Pct.	Off.	Rebounds		PF	A	TO	BLK	Stl.	Pts.
		FG- FGA	Pct.	3FG- FGA					Def.	Total						
Harvard (S)	22	2-5	.400	0-2	.000	2-2	1.000	3	1	4	2	1	1	1	3	6
IPFW (S)	24	1-4	.250	1-4	.250	1-2	.500	0	3	3	2	1	0	2	1	4
Charleston Southern (S)	32	1-5	.200	0-3	.000	0-0	.000	1	3	4	3	0	1	0	0	32
at Michigan																
at Indiana																
DePaul																
Army																
Marist																
Western Illinois																
Samford																
at Seton Hall*																
Villanova*																
Syracuse*																
St. John's*																
at West Virginia*																
at Georgetown*																
at Villanova*																
Connecticut*																
at Syracuse*																
Boston College*																
at Pittsburgh*																
Georgetown*																
at Providence*																
at Connecticut*																
UCLA																
Rutgers*																
Pittsburgh*																

Cornette's Career Statistics

YEAR	G- S	MIN/AVG	FG- FGA	PCT.	3-Point		FT-FTA	PCT.	O	Rebounds			AST.	STL	BLK	PF- D	PTS/AVG
					FG- FGA	PCT.				D	TOT	AVG.					
2001-02	31-6	443/14.3	36-82	.439	3-12	.250	10-21	.476	40	62	102	3.3	16	20	17	51-2	85/2.7
BIG EAST	15-4	236/15.7	17-41	.415	3-9	.333	5-13	.385	22	39	61	4.1	10	10	7	25-1	42/2.8
2002-03	34-21	658/19.4	42-92	.457	6-19	.316	13-23	.565	45	98	143	4.2	33	34	75	81-2	103/3.0
BIG EAST	16-14	310/19.4	23-51	.451	4-10	.400	8-14	.571	29	44	73	4.6	12	17	31	39-1	58/3.6
2003-04	32-27	983/30.7	61-180	.339	39-111	.351	25-39	.641	63	130	193	6.0	38	33	63	88-5	186/5.8
BIG EAST	16-13	467/29.2	27-85	.318	20-56	.357	14-18	.778	30	65	95	5.9	22	18	26	46-4	88/5.5
2004-05	3-3	78/26.0	4-14	.286	1-9	.111	3-4	.750	4	7	11	3.7	2	4	3	7-0	12/4.0
BIG EAST	0-0	0/0.0	0-0	.000	0-0	.000	0-0	.000	0	0	0	0.0	0	0	0	0-0	0/0.0
TOTALS	100-57	2162/21.6	143-368	.389	49-151	.325	51-87	.586	152	297	449	4.5	89	91	158	227-9	386/3.9
BIG EAST	47-31	1013/21.6	67-177	.379	27-75	.360	27-45	.600	81	148	229	4.9	44	45	64	110-6	188/4.0



Chris Thomas

1

6- 1 • 190 • Senior • Guard • Indianapolis, IN/Pike


Two-time Irish captain ... seventh all-time leading scorer and all-time career assist leader ... ranks among the top 10 in 12 career categories ... has netted double figures in 88 of 102 career games (.863) ... dished off 10-plus assists in 16 career outings ... 13 career double-doubles ... logged 40-plus minutes in 36 career games ... scored 17 points, dished off five assists and had three rebounds and three steals versus Harvard in season opener...tallied 10 points and 11 assists against IPFW ... has only committed three turnovers this season ... finished with 15 points, six assists, four steals and no turnovers against Charleston Southern.

	Career Highs	2004-05 Season Highs
Points:	39 vs. Saint Louis (3-22-04)	17 vs. Harvard (11-19-04)
Field Goals:	12 vs. Marquette (12-2-02)	7 vs. Harvard (11-19-04)
Field Goals Attempted:	25 vs. Oregon (3-25-04)	19 vs. Harvard (11-19-04)
Field-Goal Pct:	.714 (10-14) vs. Rutgers (2-6-02)	.375 vs. IPFW (11-23-04)
Three-Point Field Goals:	7 vs. Rutgers (2-6-02)	2 vs. Harvard (11-19-04)
Three-Point Field Goals Attempted:	14 vs. Marquette (12-1-03)	7 vs. Harvard (11-19-04)
	vs. Oregon (3-25-04)	
Three-Point Field Goal Pct.:	.857 (6-7) vs. UT-Chattanooga (11-24-00)	.286 vs. Harvard (11-19-04)
Free Throws:	14 vs. Georgetown (2-1-03)	4 on two occasions
Free Throws Attempted:	16 vs. Georgetown (2-1-03)	4 on two occasions
Free-Throw Percentage:	1.000 on 32 occasions	1.000 vs. IPFW (11-23-04)
Rebounds:	11 vs. Providence (2-24-04)	3 on two occasions
Assists:	13 on three occasions	11 vs. IPFW (11-23-04)
Blocked Shots:	2 vs. Seton Hall (1-26-02)	-
Steals:	11 vs. New Hampshire (11-16-01)	3 vs. Harvard (11-19-04)
Minutes:	60 vs. Georgetown (2-9-02)	39 vs. Harvard (11-19-04)

Opp.	Min.	Total		Pct.	3FG- FGA	Pct.	FT- FTA	Pct.	Off.	Rebounds			PF	A	TO	BLK	Stl.	Pts.
		FG- FGA	Pct.							Def.	Total							
Harvard (S)	39	7-19	.368	2-7	.286	1-2	.500	0	3	3	2	5	2	0	3	17		
IPFW (S)	32	3-8	.375	0-2	.000	4-4	1.000	0	2	2	1	11	1	0	2	10		
Charleston Southern (S) at Michigan	37	5-14	.357	1-6	.167	4-7	.571	0	3	3	0	6	0	0	4	15		
DePaul																		
Army																		
Marist																		
Western Illinois																		
Samford																		
at Seton Hall*																		
Villanova*																		
Syracuse*																		
St. John's*																		
at West Virginia*																		
at Georgetown*																		
at Villanova*																		
Connecticut*																		
at Syracuse*																		
Boston College*																		
at Pittsburgh*																		
Georgetown*																		
at Providence*																		
at Connecticut*																		
UCLA																		
Rutgers*																		
Pittsburgh*																		

Thomas' Career Statistics

YEAR	G- S	MIN/AVG	FG- FGA		PCT.	3- Point		FT- FTA	PCT.	O	Rebounds			AVG.	AST.	STL	BLK	PF- D	PTS/AVG
			FG- FGA	PCT.		FG- FGA	PCT.				D	TOT							
2001-02	33-33	1255/38.0	160-413	.387	76-206	.369	120-135	.889	26	88	114	3.5	252	72	6	71-0	516/15.6		
BIG EAST	16-16	644/40.2	74-202	.366	32-105	.305	68-78	.872	12	46	58	3.6	130	32	6	32-0	248/15.5		
2002-03	34-34	1247/36.7	211-523	.403	80-208	.385	135-155	.871	34	101	135	4.0	236	62	8	80-1	637/18.7		
BIG EAST	16-16	610/38.1	102-262	.389	38-110	.345	73-86	.849	19	57	76	4.8	108	30	1	40-1	315/19.7		
2003-04	32-32	1225/38.3	211-548	.385	94-268	.351	114-138	.826	24	111	135	4.2	150	50	3	60-1	630/19.7		
BIG EAST	16-16	620/38.8	106-281	.377	49-136	.360	57-70	.814	10	62	72	4.5	73	22	2	32-1	318/19.9		
2004-05	3-3	108/36.0	15-41	.366	3-15	.200	9-13	.692	0	8	8	2.7	22	9	0	3-0	42/14.0		
BIG EAST	0-0	0/0.0	0-0	.000	0-0	.000	0-0	.000	0	0	0	0.0	0	0	0	0-0	0/0.0		
TOTALS	102-102	3835/37.6	597-1525	.391	253-697	.363	378-441	.857	84	308	392	3.8	660	193	17	214-2	1825/17.9		
BIG EAST	48-48	1874/39.0	282-745	.379	119-351	.339	198-234	.846	41	165	206	4.3	311	84	9	104-2	881/18.4		



Dennis Latimore

41

6- 9 • 238 • Senior • Forward • Halstead, KS/Halstead

Did not play the entire 2003-04 campaign after transferring to Notre Dame from Arizona in June of 2003 ... recorded career-highs and first career double-double against IPFW with 12 points and 11 rebounds ... played a career-high 31 minutes versus


Charleston Southern.

	Career Highs	2004-05 Season Highs
Points:	12 vs. California (3-2-02) vs. IPFW (11-23-04)	12 vs. IPFW (11-23-04)
Field Goals:	9 vs. Illinois (12-4-01)	6 vs. IPFW (11-23-04)
Field Goals Attempted:	11 vs. Illinois (12-4-01) 11 vs. IPFW (11-23-04)	11 vs. IPFW (11-23-04)
Field-Goal Pct:	.667 (4-6) vs. California (3-2-02)	.545 vs. IPFW (11-23-04)
Three-Point Field Goals:	—	—
Three-Point Field Goals Attempted:	—	—
Three-Point Field Goal Pct.:	—	—
Free Throws:	4 on two occasions	2 on two occasions
Free Throws Attempted:	6 on two occasions	2 on two occasions
Free-Throw Percentage:	.667 (4-6) on two occasions	1.000 on two occasions
Rebounds:	11 vs. IPFW (11-23-04)	11 vs. IPFW (11-23-04)
Assists:	3 vs. Saint Louis (12-3-02)	2 vs. Harvard (11-19-04)
Blocked Shots:	2 on four occasions	2 on two occasions
Steals:	1 on ten occasions	1 vs. Harvard (11-19-04) vs. IPFW (11-23-04)
Minutes:	31 vs. Harvard (11-19-04)	30 vs. Harvard (11-19-04)

Opp.	Min.	FG- FGA	Pct.	3FG- FGA	Pct.	FT- FTA	Pct.	Off.	Def.	Total	PF	A	TO	BLK	Stl.	Pts.
Harvard (S)	30	2-10	.200	0-0	.000	2-2	1.000	4	4	8	4	2	2	2	1	6
IPFW (S)	28	6-11	.545	0-0	.000	0-0	.000	3	8	11	0	1	3	0	1	12
Charleston Southern (S)	31	2-8	.250	0-0	.000	2-2	1.000	0	7	7	2	1	1	2	0	6
at Michigan																
at Indiana																
DePaul																
Army																
Marist																
Western Illinois																
Samford																
at Seton Hall*																
Villanova*																
Syracuse*																
St. John's*																
at West Virginia*																
at Georgetown*																
at Villanova*																
Connecticut*																
at Syracuse*																
Boston College*																
at Pittsburgh*																
Georgetown*																
at Providence*																
at Connecticut*																
UCLA																
Rutgers*																
Pittsburgh*																

Latimore's Career Statistics

YEAR	G- S	MIN/AVG	FG- FGA	PCT.	3- Point			FT- FTA	PCT.	O	Rebounds			AST.	STL	BLK	PF- D	PTS/AVG
					FG- FGA	PCT.	PCT.				D	TOT	AVG.					
2001-02	34-0	372/10.9	26-61	.426	0-0	.000	11-28	.393	25	61	86	2.5	7	4	6	32-0	63/1.9	
2002-03	23-1	277/12.0	27-52	.519	0-0	.000	20-36	.556	20	52	72	3.1	13	4	7	13-0	74/3.2	
2004-05	3-3	89/29.7	10-29	.345	0-0	.000	4-4	1.000	7	12	19	9.5	4	2	4	4-0	18/9.0	
BIG EAST	0-0	0/0.0	0-0	.000	0-0	.000	0-0	.000	0	0	0	0.0	0	0	0	0-0	0/0.0	
TOTALS	60-3	738/12.3	63-142	.444	0-0	.000	35-68	.515	52	125	177	3.0	24	10	17	49-0	155/2.6	
BIG EAST	0-0	0/0.0	0-0	.000	0-0	.000	0-0	.000	0	0	0	0.0	0	0	0	0-0	0/0.0	



Rick Cornett

11

6-8 • 256 • Junior • Forward • Country Club Hills, IL/Homewood Christian Academy

Has scored in double figures in two career games ... has played in all three games this season ... came off the bench against Harvard in season opener and played nine minutes, scoring four points and grabbing four rebounds.


	Career Highs	2004-05 Season Highs
Points:	16 vs. Purdue (3-17-04)	6 vs. IPFW (11-23-04)
Field Goals:	5 vs. Connecticut (3-11-04)	2 vs. Harvard (11-19-04)
Field Goals Attempted:	7 on three occasions	4 vs. Harvard (11-19-04)
Field-Goal Pct.:	1.000 on two occasions	.500 vs. Harvard (11-19-04)
Three-Point Field Goals:	—	—
Three-Point Field Goals Attempted:	—	—
Three-Point Field Goal Pct.:	—	—
Free Throws:	8 vs. Purdue (3-17-04)	4 vs. IPFW (11-23-04)
Free Throws Attempted:	8 vs. Purdue (3-17-04)	6 vs. IPFW (11-23-04)
Free-Throw Percentage:	1.000 on 10 occasions	.667 vs. IPFW (11-23-04)
Rebounds:	10 vs. Oregon (3-25-04)	4 vs. Harvard (11-19-04)
Assists:	2 vs. Purdue (3-17-04)	—
Blocked Shots:	2 vs. Furman (11-25-02)	1 vs. Charleston Southern (11-26-04)
	vs. Connecticut (3-11-04)	
Steals:	2 on three occasions	—
Minutes:	26 vs. Purdue (3-17-04)	12 vs. IPFW (11-23-04)

Opp.	Min.	Total		Pct.	3FG- FGA	Pct.	FT- FTA	Pct.	Off.	Rebounds			PF	A	TO	BLK	Stl.	Pts.
		FG- FGA	Pct.							Def.	Total							
Harvard	9	2-4	.500	0-0	.000	0-3	.000	3	1	4	2	0	0	0	0	0	4	
IPFW	12	1-3	.333	0-0	.000	4-6	.667	1	1	2	2	0	0	0	0	0	6	
Charleston Southern	9	0-2	.000	0-0	.000	0-0	.000	1	0	1	1	0	1	1	0	0	0	

at Michigan
 at Indiana
 DePaul
 Army
 Marist
 Western Illinois
 Samford
 at Seton Hall*
 Villanova*
 Syracuse*
 St. John's*
 at West Virginia*
 at Georgetown*
 at Villanova*
 Connecticut*
 at Syracuse*
 Boston College*
 at Pittsburgh*
 Georgetown*
 at Providence*
 at Connecticut*
 UCLA
 Rutgers*
 Pittsburgh*

Cornett's Career Statistics

YEAR	G- S	MIN/AVG	FG- FGA	PCT.	3- Point		FT- FTA	PCT.	Rebounds			AST.	STL	BLK	PF- D	PTS/AVG	
					FG- FGA	PCT.			O	D	TOT						
2002-03	12-0	61/5.1	10-17	.588	0-0	.000	10-14	.714	2	11	13	1.1	2	0	3	7-0	30/2.5
BIG EAST	2-0	4/2.0	0-1	.000	0-0	.000	2-4	.500	1	0	1	0.5	0	0	0	0-0	2/1.0
2003-04	26-1	284/10.9	38-80	.475	0-0	.000	42-62	.677	38	51	89	3.4	4	11	7	32-0	118/4.5
BIG EAST	14-0	121/8.6	13-37	.400	0-0	.000	14-27	.519	19	25	44	3.1	0	5	2	14-0	40/2.0
2004-05	3-0	30/10.0	3-9	.333	0-0	.000	4-9	.444	5	2	7	2.3	0	0	1	5-0	10/3.3
BIG EAST	0-0	0/0.0	0-0	.000	0-0	.000	0-0	.000	0	0	0	0.0	0	0	0	0-0	0/0.0
TOTALS	41-1	375/9.1	51-106	.481	0-0	.000	56-85	.659	45	64	109	2.7	6	11	11	44-0	158/3.9
BIG EAST	16-0	125/7.8	13-38	.342	0-0	.000	16-31	.516	20	25	45	2.8	0	5	2	14-0	42/2.6



Torin Francis

34

6- 11 • 252 • Junior • Forward • Boston, MA/Tabor Academy

Captain of 2004-05 Irish ... has registered 17 career double-doubles ... scored in double figures in 36 of 57 career games and grabbed 10-plus rebounds in 20 career outings ...


grabbed season-high nine rebounds versus Harvard in season opener and first game back after missing final 12 games of the 2003-04 campaign ... scored season-high 11 points against IPFW.

	Career	2004-05 Season Highs
Points:	25 vs. Arizona (3-27-03)	11 vs. IPFW (11-23-04)
Field Goals:	10 vs. Arizona (3-27-03)	4 vs. IPFW (11-23-04)
Field Goals Attempted:	15 vs. Rutgers (1-31-04)	9 vs. IPFW (11-23-04)
Field-Goal Pct:	1.000 on four occasions	1.000 (1-1) vs. Charleston Southern (11-26-04)
Three-Point Field Goals:	1 vs. Arizona (3-27-03)	—
Three-Point Field Goals Attempted:	1 vs. Arizona (3-27-03)	—
Three-Point Field Goal Pct.:	1.000 (1-1) vs. Arizona (3-27-03)	—
Free Throws:	11 vs. Syracuse (2-15-03) vs. Marquette (12-1-03)	3 vs. Harvard (11-19-04) vs. IPFW (11-23-04)
Free Throws Attempted:	17 vs. Syracuse (2-15-03)	5 vs. Harvard (11-19-04) vs. IPFW (11-23-04)
Free-Throw Percentage:	1.000 on five occasions	1.000 (2-2) vs. Charleston Southern (11-26-04)
Rebounds:	20 vs. Bucknell (11-22-03)	9 vs. Harvard (11-19-04)
Assists:	4 vs. Virginia Tech (2-22-03)	1 vs. IPFW (11-23-04)
Blocked Shots:	8 vs. Texas (12-8-02)	2 vs. Harvard (11-19-04)
Steals:	3 vs. Seton Hall (1-12-03)	1 vs. Harvard (11-19-04)
Minutes:	40 vs. Arizona (3-27-03)	32 vs. Harvard (11-19-04) vs. Marquette (12-1-03)

Opp.	Min.	Total				Rebounds											Pts.
		FG- FGA	Pct.	3FG- FGA	Pct.	FT- FTA	Pct.	Off.	Def.	Total	PF	A	TO	BLK	Stl.		
Harvard (S)	32	2-6	.333	0-0	.000	3-5	.600	3	6	9	3	0	1	2	1	7	
IPFW (S)	28	4-9	.444	0-0	.000	3-5	.600	2	5	7	1	1	2	1	0	11	
Charleston Southern (S)	14	1-1	1.000	0-0	.000	2-2	1.000	2	1	3	0	0	4	0	0	4	
at Michigan																	
at Indiana																	
DePaul																	
Army																	
Marist																	
Western Illinois																	
Samford																	
at Seton Hall*																	
Villanova*																	
Syracuse*																	
St. John's*																	
at West Virginia*																	
at Georgetown*																	
at Villanova*																	
Connecticut*																	
at Syracuse*																	
Boston College*																	
at Pittsburgh*																	
Georgetown*																	
at Providence*																	
at Connecticut*																	
UCLA																	
Rutgers*																	
Pittsburgh*																	

Francis' Career Statistics

YEAR	G- S	MIN/AVG	FG- FGA		PCT.	3- Point		FT- FTA	PCT.	O	Rebounds			AST.	STL	BLK	PF- D	PTS/AVG
			FG- FGA	PCT.		FG- FGA	PCT.				D	TOT	AVG.					
2002- 03	34-34	974/28.6	126-252	.500	1-1	1.000	124-181	.685	96	188	284	8.4	34	16	60	64-0	377/11.1	
BIG EAST	16-16	448/28.0	48-104	.462	0-0	.000	56-83	.675	34	71	105	6.6	19	7	23	29-0	152/9.5	
2003- 04	20-20	632/31.6	98-181	.567	0-2	.000	88-129	.682	61	114	175	8.8	23	7	35	47-0	284/14.2	
BIG EAST	10-10	275/27.5	51-90	.567	0-0	.000	26-48	.542	26	42	68	6.8	6	1	13	23-0	128/12.8	
2004- 05	3-3	74/24.7	7-16	.438	0-0	.000	8-12	.667	7	12	19	6.3	1	1	3	4-0	22/7.3	
BIG EAST	0-0	0/0.0	0-0	.000	0-0	.000	0-0	.542	0	0	0	0.0	0	0	0	0-0	0/0.0	
TOTALS	57-57	1680/29.5	231-449	.514	1-3	.333	220-322	.683	164	314	478	8.4	58	24	98	115-0	683/12.0	
BIG EAST	26-26	723/27.7	99-194	.508	0-0	.000	82-131	.626	60	113	173	6.7	25	8	36	52-0	280/10.8	



Chris Quinn

2

6- 2 • 185 • Junior • Guard • Dublin, OH/Dublin Coffman

Captain of 2004-05 Irish ... 29 career games in double figures ... has played all 69 games of his career ... has led the Irish in scoring in each of first three games (first time that he has led team in scoring in three straight games ... registered 20-plus points for the


sixth time in his career in season opener against Harvard as he led all scorers with 20 points.

	<u>Career Highs</u>	<u>2004-05 Season Highs</u>
Points:	25 vs. Quinnipiac (12-23-03) vs. Boston College (2-4-04)	20 vs. Harvard (11-19-04)
Field Goals:	9 vs. Boston College (2-4-04)	7 vs. Charleston Southern (11-26-04)
Field Goals Attempted:	18 vs. Boston College (2-4-04)	15 vs. Harvard (11-19-04)
Field-Goal Pct:	1.000 (2-2) vs. St. John's (3-12-03)	.714 vs. IPFW (11-23-04)
Three-Point Field Goals:	6 vs. Quinnipiac (12-23-03)	3 vs. IPFW (11-23-04) vs. Charleston Southern (11-26-04)
Three-Point Field Goals Attempted:	10 vs. Syracuse (1-17-04)	8 vs. Charleston Southern (11-26-04)
Three-Point Field Goal Pct.:	1.000 on five occasions	.750 vs. IPFW (11-23-04)
Free Throws:	8 vs. Purdue (3-17-04)	7 vs. Harvard (11-19-04)
Free Throws Attempted:	9 vs. Purdue (3-17-04)	7 vs. Harvard (11-19-04)
Free-Throw Percentage:	1.000 on 18 occasions	1.000 vs. Harvard (11-19-04)
Rebounds:	6 vs. Valparaiso (1-4-03)	4 vs. Harvard (11-19-04)
Assists:	8 vs. Miami (1-28-04)	3 vs. IPFW (11-23-04)
Blocked Shots:	1 on eight occasions	—
Steals:	6 vs. Northern Illinois (11-24-03) vs. Harvard (11-19-04)	6 vs. Harvard (11-19-04)
Minutes:	40 on three occasions	38 vs. Harvard (11-19-04) vs. Charleston Southern (11-26-04)

Opp.	Min.	Total			Rebounds			PF	A	TO	BLK	Stl.	Pts.		
		FG- FGA	Pct.	3FG- FGA	Pct.	FT- FTA	Pct.							Off.	Def.
Harvard (S)	38	6-15	.400	1-6	.167	7-7	1.000	0	4	4	1	0	0	6	20
IPFW (S)	28	5-7	.714	3-4	.750	2-3	.667	0	2	2	1	3	1	0	15
Charleston Southern (S)	38	7-13	.538	3-8	.375	0-0	.000	1	2	3	0	1	0	0	17
at Michigan															
at Indiana															
DePaul															
Army															
Marist															
Western Illinois															
Samford															
at Seton Hall*															
Villanova*															
Syracuse*															
St. John's*															
at West Virginia*															
at Georgetown*															
at Villanova*															
Connecticut*															
at Syracuse*															
Boston College*															
at Pittsburgh*															
Georgetown*															
at Providence*															
at Connecticut*															
UCLA															
Rutgers*															
Pittsburgh*															

Quinn's Career Statistics

YEAR	G- S	MIN/AVG	3- Point			Rebounds										PTS/AVG	
			FG- FGA	PCT.	PCT.	FT- FTA	PCT.	O	D	TOT	AVG.	AST.	STL	BLK	PF- D		
2002- 03	34-0	521/15.3	43-90	.478	29-66	.439	16-20	.800	18	35	53	1.6	51	28	3	40-0	131/3.9
BIG EAST	16-0	210/13.1	15-33	.455	10-25	.400	8-10	.800	13	7	20	1.3	22	12	1	15-0	48/3.0
2003- 04	32-25	1145/35.8	153-354	.432	74-195	.379	77-96	.802	15	80	95	3.0	104	47	5	62-0	457/14.3
BIG EAST	16-14	582/36.4	76-182	.418	38-105	.362	38-52	.731	8	41	49	3.1	60	26	4	29-0	228/14.3
2004- 05	3-3	104/34.7	18-35	.514	7-18	.389	9-10	.900	1	8	9	3.0	4	9	0	2-0	52/17.3
BIG EAST	0-0	0/0.0	0-0	.000	0-0	.000	0-0	.000	0	0	0	0.0	0	0	0	0-0	0/0.0
TOTALS	69-28	1770/25.7	214-479	.447	110-279	.394	102-126	.810	34	123	157	2.3	159	84	8	104-0	640/9.3
BIG EAST	32- 14	792/24.8	91- 215	.423	48- 130	.369	46- 62	.742	21	48	69	2.2	82	38	5	44- 0	276/8.6



Russell Carter

43

6- 4 • 223 • Sophomore • Guard • Paulsboro, NJ/Paulsboro


Has played in all two games ... saw his first action of the season against IPFW and scored two points

	Career Highs	2004-05 Season Highs
Points:	3 vs. Mount St. Mary's (11-29-03)	2 vs. IPFW (11-23-04)
Field Goals:	1 on four occasions	1 vs. IPFW (11-23-04)
Field Goals Attempted:	2 on four occasions	2 vs. IPFW (11-23-04)
Field-Goal Pct:	1.000 (1-1) vs. Georgetown (3-4-04) vs. St. John's (3-6-04)	.500 vs. IPFW (11-23-04)
Three-Point Field Goals:	1 on three occasions	1 vs. IPFW (11-23-04)
Three-Point Field Goals Attempted:	2 vs. Central Michigan (12-6-03)	1 vs. IPFW (11-23-04)
Three-Point Field Goal Pct.:	1.000 (1-1) vs. Mount St. Mary's (11-29-03) vs. St. John's (3-6-04)	—
Free Throws:	1 vs. Quinnipiac (12-23-03)	—
Free Throws Attempted:	2 vs. Quinnipiac (12-23-03)	—
Free-Throw Percentage:	.500 (1-2) vs. Quinnipiac (12-23-03)	—
Rebounds:	1 on five occasions	1 vs. IPFW (11-23-04)
Assists:	2 vs. IPFW (11-23-04)	2 vs. IPFW (11-23-04)
Blocked Shots:	1 vs. Mount St. Mary's (11-29-03)	—
Steals:	1 vs. IPFW (11-23-04)	1 vs. IPFW (11-23-04)
Minutes:	7 vs. Central Michigan	6 vs. IPFW (11-23-04)

Opp.	Min.	Total		Pct.	3FG- FGA		Pct.	FT- FTA		Pct.	Rebounds			PF	A	TO	BLK	Stl.	Pts.
		FG- FGA	Pct.		Def.	Total		PF											
Harvard	DNP																		
IPFW	6	1-2	.500	0-1	.000	0-0	.000	1	0	1	0	2	1	0	1	0	0	1	2
Charleston Southern at Michigan at Indiana DePaul Army Marist Western Illinois Samford at Seton Hall* Villanova* Syracuse* St. John's* at West Virginia* at Georgetown* at Villanova* Connecticut* at Syracuse* Boston College* at Pittsburgh* Georgetown* at Providence* at Connecticut* UCLA Rutgers* Pittsburgh*	2	0-0	.000	0-0	.000	0-0	.000	0	0	0	0	1	0	2	0	0	0	0	0

Carter's Career Statistics

YEAR	G- S	MIN/AVG	FG- FGA		PCT.	3- Point		FT- FTA	PCT.	Rebounds			AST.	STL	BLK	PF- D	PTS/AVG	
			PCT.	FG- FGA		PCT.	O			D	TOT	AVG.						
2003-04	11-0	23/2.1	3-9	.333		2-5	.400	1-2	.500	1	3	4	0.4	0	1	1	5-0	9/0.8
BIG EAST	4-0	5/1.3	2-3	.667		1-2	.500	0-0	.000	0	1	1	0.3	0	0	0	2-0	5/1.3
2004-05	2-0	8/4.0	1-2	.500		0-1	.000	0-0	.000	1	0	1	0.5	2	1	0	1-0	2/1.0
BIG EAST	0-0	0/0.0	0-0	.000		0-0	.000	0-0	.000	0	0	0	0.0	0	0	0	0-0	0/0.0
TOTALS	13-0	31/2.4	4-11	.364		2-6	.333	1-2	.500	2	3	5	0.4	2	2	1	6-0	11/0.8
BIG EAST	4-0	5/1.3	2-3	.667		1-2	.500	0-0	.000	0	1	1	0.3	0	0	0	2-0	5/1.3



Colin Falls

15

6- 5 • 204 • Sophomore • Guard • Park Ridge, IL/Loyola Academy

Only rookie to played in all 32 games during 2003-04 season ... has seen action in all three games ... Irish games this season...knocked down 3-4 from beyond the three-point line against IPFW and finished with nine points ... tallied five points against Charleston


Southern.

	Career Highs	2004-05 Season Highs
Points:	12 vs. DePaul (12-14-03) vs. Villanova (1-10-04)	9 vs. IPFW (11-23-04)
Field Goals:	4 on four occasions	3 vs. IPFW (11-23-04)
Field Goals Attempted:	11 vs. Central Michigan (12-6-03) vs. Villanova (1-10-04)	4 vs. Harvard (11-19-04) 4 vs. IPFW (11-23-04)
Field-Goal Pct:	1.000 on four occasions	.750 vs. IPFW (11-23-04)
Three-Point Field Goals:	4 vs. DePaul (12-14-03) vs. Villanova (1-10-04)	3 vs. IPFW (11-23-04)
Three-Point Field Goals Attempted:	9 vs. Central Michigan (12-6-03) vs. Villanova (1-10-04)	4 vs. Harvard (11-19-04) 4 vs. IPFW (11-23-04)
Three-Point Field Goal Pct.:	1.000 on three occasions	.750 vs. IPFW (11-23-04)
Free Throws:	3 vs. Virginia Tech (1-20-04)	2 vs. Charleston Southern (11-26-04)
Free Throws Attempted:	4 vs. Virginia Tech (1-20-04)	2 vs. Charleston Southern (11-26-04)
Free-Throw Percentage:	1.000 on four occasions	1.000 (2-2) vs. Charleston Southern (11-26-04)
Rebounds:	5 vs. Mount St. Mary's (11-29-03) vs. Quinnipiac (12-23-03)	-
Assists:	3 vs. Morehead State (12-28-03)	1 vs. Charleston Southern (11-26-04)
Blocked Shots:	1 vs. Mount St. Mary's (11-29-03)	-
Steals:	3 vs. Providence (2-24-04)	1 vs. IPFW (11-23-04) vs. Charleston Southern (11-26-04)
Minutes:	33 vs. Central Michigan (12-6-03)	18 vs. Harvard (11-19-04) vs. Charleston Southern (11-26-04)

Opp.	Min.	FG- FGA	Pct.	3FG- FGA	Pct.	FT- FTA	Pct.	Off.	Def.	Total	PF	A	TO	BLK	Stl.	Pts.
Harvard	18	1-4	.250	1-4	.250	0-0	.000	0	0	0	0	0	0	0	0	3
IPFW	15	3-4	.750	3-4	.750	0-0	.000	0	0	0	3	0	0	0	1	9
Charleston Southern	18	1-3	.333	1-3	.333	2-2	1.000	0	0	0	1	1	1	0	1	5
at Michigan																
at Indiana																
DePaul																
Army																
Marist																
Western Illinois																
Samford																
at Seton Hall*																
Villanova*																
Syracuse*																
St. John's*																
at West Virginia*																
at Georgetown*																
at Villanova*																
Connecticut*																
at Syracuse*																
Boston College*																
at Pittsburgh*																
Georgetown*																
at Providence*																
at Connecticut*																
UCLA																
Rutgers*																
Pittsburgh*																

Falls' Career Statistics

YEAR	G- S	MIN/AVG	FG- FGA	PCT.	3- Point			FT- FTA	PCT.	Rebounds			AVG.	AST.	STL	BLK	PF- D	PTS/AVG
					FG- FGA	PCT.	PCT.			O	D	TOT						
2003-04	32-8	499/15.6	47-115	.409	37-94	.394	16-23	.696	12	30	42	1.3	28	11	3	38-0	147/4.6	
BIG EAST	16-2	196/12.3	19-45	.422	16-39	.410	11-16	.688	6	12	18	1.1	11	6	1	21-0	65/4.1	
2004-05	3-0	51/17.0	5-11	.455	5-11	.455	2-2	1.000	0	0	0	0.0	1	2	0	4-0	17/5.7	
BIG EAST	0-0	0/0.0	0-0	.000	0-0	.000	0-0	.000	0	0	0	0.0	0	0	0	0-0	0/0.0	
TOTALS	35-8	550/15.7	52-126	.413	42-105	.400	18-25	.720	12	30	42	1.2	29	13	3	42-0	164/4.7	
BIG EAST	16-2	196/12.3	19-45	.422	16-39	.410	11-16	.688	6	12	18	1.1	11	6	1	21-0	65/4.1	



Omari Isreal

5

6-9 • 233 • Sophomore • Forward • Rockville, MD/Our Lady of Good Counsel


Did not play during the 2003-04 season while recovering from ACL surgery in February of 2003 ... has played in all three games ... saw action in his first collegiate game in the season opener against Harvard and scored three points ... registered career-bests of four points and three rebounds against Charleston Southern.

	Career Highs	2004-05 Season Highs
Points:	4 vs. Charleston Southern (11-26-04)	4 vs. Charleston Southern (11-26-04)
Field Goals:	1 on three occasions	1 on three occasions
	1 vs. IPFW (11-23-04)	1 vs. IPFW (11-23-04)
Field Goals Attempted:	3 vs. Harvard (11-19-04)	3 vs. Harvard (11-19-04)
Field-Goal Pct:	.500 vs. IPFW (11-23-04)	.500 vs. IPFW (11-23-04)
Three-Point Field Goals:	1 vs. Harvard (11-19-04)	1 vs. Harvard (11-19-04)
Three-Point Field Goals Attempted:	1 vs. Harvard (11-19-04)	1 vs. Harvard (11-19-04)
Three-Point Field Goal Pct.:	1.000 vs. Harvard (11-19-04)	1.000 vs. Harvard (11-19-04)
Free Throws:	2 vs. Charleston Southern (11-26-04)	2 vs. Charleston Southern (11-26-04)
Free Throws Attempted:	2 vs. Charleston Southern (11-26-04)	2 vs. Charleston Southern (11-26-04)
Free-Throw Percentage:	1.000 (2-2) vs. Charleston Southern (11-26-04)	1.000 (2-2) vs. Charleston Southern (11-26-04)
Rebounds:	3 vs. Charleston Southern (11-26-04)	3 vs. Charleston Southern (11-26-04)
Assists:	1 vs. Harvard (11-19-04)	1 vs. Harvard (11-19-04)
Blocked Shots:	—	—
Steals:	1 vs. Harvard (11-19-04)	1 vs. Harvard (11-19-04)
	vs. Charleston Southern (11-26-04)	vs. Charleston Southern (11-26-04)
Minutes:	14 vs. IPFW (11-23-04)	14 vs. IPFW (11-23-04)

Opp.	Min.	Total			3FG- FGA			FT- FTA			Rebounds			PF	A	TO	BLK	Stl.	Pts.
		FG- FGA	Pct.	Pct.	Pct.	Off.	Def.	Total											
Harvard	7	1-3	.333	1-1	1.000	0-0	.000	1	0	1	1	1	0	0	1	3			
IPFW	14	1-2	.500	0-0	.000	0-0	.000	1	0	1	1	0	1	0	0	2			
Charleston Southern	13	1-2	.500	0-0	.000	2-2	.000	1	2	3	2	0	0	0	1	4			
at Michigan																			
at Indiana																			
DePaul																			
Army																			
Marist																			
Western Illinois																			
Samford																			
at Seton Hall*																			
Villanova*																			
Syracuse*																			
St. John's*																			
at West Virginia*																			
at Georgetown*																			
at Villanova*																			
Connecticut*																			
at Syracuse*																			
Boston College*																			
at Pittsburgh*																			
Georgetown*																			
at Providence*																			
at Connecticut*																			
UCLA																			
Rutgers*																			
Pittsburgh*																			

Isreal's Career Statistics

YEAR	G-S	MIN/AVG	3-Point			Rebounds			O	D	TOT	AVG.	AST.	STL	BLK	PF-D	PTS/AVG
			FG- FGA	PCT.	PCT.	PCT.	PCT.										
2004-05	3-0	34/11.3	3-7	.429	1-1	1.000	2-2	1.000	3	2	5	1.7	1	2	0	4-0	9/3.0
BIG EAST	0-0	0/0.0	0-0	.000	0-0	.000	0-0	.000	0	0	0	0.0	0	0	0	0-0	0/0.0
TOTALS	3-0	34/11.3	3-7	.429	1-1	1.000	2-2	1.000	3	2	5	1.1	1	2	0	4-0	9/3.0
BIG EAST	0-0	0/0.0	0-0	.000	0-0	.000	0-0	.000	0	0	0	0.0	0	0	0	0-0	0/0.0



Rob Kurz

31

6-9 • 219 • Freshman • Forward • Lower Gwynedd, PA/Penn Charter


Lone freshman on the 2004-05 Irish roster ... has played in all three of Notre Dame's games ... sister Laura is a freshman on the Duke women's basketball team.

	Career Highs	2004-05 Season Highs
Points:	2 vs. IPFW (11-23-04)	2 vs. IPFW (11-23-04)
Field Goals:	1 vs. IPFW (11-23-04)	1 vs. IPFW (11-23-04)
Field Goals Attempted:	1 vs. IPFW (11-23-04)	1 vs. IPFW (11-23-04)
Field-Goal Pct:	1.000 vs IPFW (11-23-04)	1.000 vs. IPFW (11-23-04)
Three-Point Field Goals:	—	—
Three-Point Field Goals Attempted:	—	—
Three-Point Field Goal Pct.:	—	—
Free Throws:	1 vs. Charleston Southern (11-26-04)	1 vs. Charleston Southern (11-26-04)
Free Throws Attempted:	2 vs. Charleston Southern (11-26-04)	2 vs. Charleston Southern (11-26-04)
Free-Throw Percentage:	.500 vs. Charleston Southern (11-26-04)	.500 vs. Charleston Southern (11-26-04)
Rebounds:	4 vs. IPFW (11-23-04)	4 vs. IPFW (11-23-04)
Assists:	—	—
Blocked Shots:	1 vs. Harvard (11-19-04)	1 vs. Harvard (11-19-04)
Steals:	—	—
Minutes:	12 vs. IPFW (11-23-04)	12 vs. IPFW (11-23-04)

Opp.	Min.	Total			Rebounds			PF	A	TO	BLK	Stl.	Pts.			
		FG- FGA	Pct.	3FG- FGA	Pct.	FT- FTA	Pct.							Off.	Def.	Total
Harvard	5	0-0	.000	0-0	.000	0-0	.000	0	1	1	1	0	1	0	0	
IPFW	12	1-1	1.000	0-0	.000	0-0	.000	1	3	4	1	0	2	0	0	2
Charleston Southern at Michigan at Indiana DePaul Army Marist Western Illinois Samford at Seton Hall* Villanova* Syracuse* St. John's* at West Virginia* at Georgetown* at Villanova* Connecticut* at Syracuse* Boston College* at Pittsburgh* Georgetown* at Providence* at Connecticut* UCLA Rutgers* Pittsburgh*	5	0-0	.000	0-0	.000	1-2	.500	1	1	2	1	0	1	0	0	1

Kurz' Career Statistics

YEAR	G-S	MIN/AVG	3-Point			Rebounds			PF	AST.	STL	BLK	PF-D	PTS/AVG			
			FG- FGA	PCT.	FG- FGA	PCT.	FT- FTA	PCT.							O	D	TOT
2004-05	3-0	22/7.3	1-1	1.000	0-0	.000	1-2	.500	2	5	7	2.3	0	0	1	3-0	3/1.0
BIG EAST	0-0	0/0.0	0-0	.000	0-0	.000	0-0	.000	0	0	0	0.0	0	0	0	0-0	0/0.0
TOTALS	3-0	22/7.3	1-1	1.000	0-0	.000	1-2	.500	2	5	7	2.3	0	0	1	3-0	3/1.0
BIG EAST	0-0	0/0.0	0-0	.000	0-0	.000	0-0	.000	0	0	0	0.0	0	0	0	0-0	0/0.0



Greg Bosl


55

6-1 • 198 • Senior • Guard • Syosset, NY/St. Dominic

Second-year walk-on ... recently had surgery to remove a screw after breaking left foot in August ... is expected to be able to return to the court in January ... played in six games during his first season.

Bosl's Career Statistics

YEAR	G- S	MIN/AVG	3- Point			Rebounds			O	D	TOT	AVG.	AST.	STL	BLK	PF- D	PTS/AVG
			FG- FGA	PCT.	PCT.	FT- FTA	PCT.	PCT.									
2003- 04	6- 0	4/0.7	1- 3	.333	1- 3	.333	0- 0	.000	0	0	0	0.0	0	0	0	0- 0	3/0.5
BIG EAST	2- 0	1/0.5	0- 1	.000	0- 1	.000	0- 0	.000	0	0	0	0.0	0	0	0	0- 0	0/0.0
TOTALS	6- 0	4/0.7	1- 3	.333	1- 3	.333	0- 0	.000	0	0	0	0.0	0	0	0	0- 0	3/0.5
BIG EAST	2- 0	1/0.5	0- 1	.000	0- 1	.000	0- 0	.000	0	0	0	0.0	0	0	0	0- 0	0/0.0



John Carlson


41

6- 5 • 248 • Sophomore • Guard • Litchfield, MN/Litchfield

Second-year walk-on ... tight end on the Irish football team ... will once again join team once the football season is completed.

Carlson's Career Statistics

YEAR	G- S	MIN/AVG	3- Point			Rebounds			O	D	TOT	AVG.	AST.	STL	BLK	PF- D	PTS/AVG
			FG- FGA	PCT.	PCT.	FT- FTA	PCT.	PCT.									
2003- 04	3- 0	1/0.3	0- 0	.000	0- 0	.000	2- 2	1.000	0	1	1	0.3	0	0	0	0- 0	2/0.7
BIG EAST	2- 0	1/0.5	0- 0	.000	0- 0	.000	2- 2	1.000	0	1	1	0.5	0	0	0	0- 0	2/1.0
TOTALS	3- 0	1/0.3	0- 0	.000	0- 0	.000	2- 2	1.000	0	1	1	0.3	0	0	0	0- 0	2/0.7
BIG EAST	2- 0	1/0.5	0- 0	.000	0- 0	.000	2- 2	1.000	0	1	1	0.5	0	0	0	0- 0	2/1.0




Chris Murphy

24

6-6 • 210 • Junior • Forward • Downers Grove, IL/Benet Academy

First-year member of team as a walk-on ... did not play against Harvard and did not dress for the IPFW and Charleston Southern contests due to a foot injury.



Ben Nickol

21

6-5 • 218 • Junior • Forward • Coueur d'Alene, ID/Gonzaga Academy

First-year member of team as a walk-on ... has played in two games ... saw action in his first collegiate game against IPFW and played one minute ... also played one minute versus Charleston Southern.

Nickol's Career Statistics

YEAR	G- S	MIN/AVG	FG- FGA		3- Point		FT- FTA		Rebounds			AVG.	AST.	STL	BLK	PF- D	PTS/AVG
			PCT.	PCT.	PCT.	PCT.	O	D	TOT								
2004-05	2-0	2/1.0	0-1	.000	0-1	.000	0-0	.000	0	0	0	0.0	0	0	0	0-0	0/0.0
BIG EAST	0-0	0/0.0	0-0	.000	0-0	.000	0-0	.000	0	0	0	0.0	0	0	0	0-0	0/0.0
TOTALS	2-0	2/1.0	0-1	.000	0-1	.000	0-0	.000	0	0	0	0.0	0	0	0	0-0	0/0.0
BIG EAST	0-0	0/0.0	0-0	.000	0-0	.000	0-0	.000	0	0	0	0.0	0	0	0	0-0	0/0.0

2004- 05 Game- By- Game Statistics

<u>Opponent</u>	<u>Overall</u>		<u>3- Point</u>			<u>O- D- Tot.</u>	<u>PF</u>	<u>A</u>	<u>TO</u>	<u>B</u>	<u>S</u>	<u>Pts</u>	
	<u>FG- A</u>	<u>Pct.</u>	<u>FG- A</u>	<u>Pct.</u>	<u>FT- A</u>								<u>Pct.</u>
Harvard	22-48	.458	3-14	.214	12-19	.632	8-33-41	19	11	19	5	6	59
Notre Dame	23- 66	.348	5- 20	.250	15- 21	.714	14- 21- 35	16	9	7	6	15	65
IPFW	18-51	.348	7-21	.333	2-5	.400	8-18-26	16	11	13	2	5	45
Notre Dame	26- 52	.500	7- 16	.438	14- 20	.700	12- 27- 39	12	19	11	3	7	73
Charleston Southern	17-52	.327	4-14	.286	0-0	.000	11-23-34	17	7	17	2	4	38
Notre Dame	18- 48	.375	5- 20	.250	13- 17	.765	8- 24- 32	11	9	11	3	8	54

2004- 05 Boxscores

Notre Dame 66, Harvard 59

November 19, 2004

Joyce Center — Notre Dame, IN

Game 1

Harvard	3-pt			REB	PF	TP	A	TO	BK	STMIN	
	FG- A	FG- A	FT- A								
Matt Stehle	4-9	0-1	5-10	3-7-10	2	13	2	6	2	1	34
Jason Norman	1-4	0-1	0-0	1-3-4	3	2	2	2	0	0	30
Brian Cusworth	6-9	0-1	3-3	0-13-13	3	15	1	2	2	0	29
Kevin Rogus	4-9	2-7	0-0	0-0-0	3	10	1	2	0	2	32
Michael Beal	1-5	0-1	2-4	1-5-6	0	4	1	4	1	0	26
Jim Goffredo	2-3	1-2	0-0	0-1-1	3	5	0	0	0	1	15
Tyler Klunick	0-1	0-1	0-0	0-0-0	0	0	1	2	0	0	4
David Giovacchine	2-5	0-0	2-2	0-1-1	4	6	3	1	0	1	13
Luke McCrone	2-3	0-0	0-0	0-0-0	0	4	0	0	0	0	4
Graham Beatty	0-0	0-0	0-0	0-2-2	1	0	0	0	0	1	0
Team	3-1-4										
TOTALS	22-48	3-14	12-19	8-33-41	19	59	11	19	5	6	200

FG%: 1st Half 9-20, .450; 2nd Half 13-28, .464; Game .458; 3-PT%: 1st Half 2-5, .400; 2nd Half 1-9, .111; Game .214; FT%: 1st Half 7-12, .583; 2nd Half 5-7, .714; Game .632; Deadball: 4.

Notre Dame	3-pt			REB	PF	TP	A	TO	BK	STMIN	
	FG- A	FG- A	FT- A								
Jordan Cornette	2-5	0-2	2-2	3-1-4	2	6	1	1	1	3	22
Torin Francis	2-6	0-0	3-5	3-6-9	3	7	0	1	2	1	32
Dennis Latimore	2-10	0-0	2-2	4-4-8	4	6	2	2	2	1	30
Chris Thomas	7-19	2-7	1-2	0-3-3	2	17	5	2	0	3	39
Chris Quinn	6-15	1-6	7-7	0-4-4	1	20	0	0	0	6	38
Omari Isreal	1-3	1-1	0-0	1-0-1	1	3	1	0	0	1	7
Rick Cornett	2-4	0-0	0-3	3-1-4	2	4	0	0	0	0	9
Colin Falls	1-4	1-4	0-0	0-0-0	0	3	0	0	0	0	18
Rob Kurz	0-0	0-0	0-0	0-1-1	1	0	0	1	1	0	5
Team	0-1-1										
TOTALS	23-66	5-20	15-21	14-21-35	16	66	9	7	6	15	200

FG%: 1st Half 17-38, .447; 2nd Half 6-28, .214; Game .348; 3-PT%: 1st Half 4-11, .364; 2nd Half 1-9, .111; Game .250; FT%: 1st Half 5-6, .833; 2nd Half 10-15, .667; Game .714; Deadball: 2.

SCORE BY PERIODS

	1	2	F
Harvard	27	43	59
Notre Dame	43	23	66

OFFICIALS: Jim Burr, Paul Faia, Mike Roberts

TECHNICALS: None

ATTENDANCE: 11,014

Notes: Notre Dme is now 82-18 all-time in season openers ... The Irish have won all five of its season openers under head coach Mike Brey ... Since the opening of the Joyce Center in 1968-69, Urusg tears are 31-6 in home openers ... Chris Thomas played and started in his 100th career game ... Chris Quinn scored 20-plus points for the sixth time in his career.

Notre Dame 73, IPFW 45

November 23, 2004

Joyce Center — Notre Dame, IN

Game 2

IPFW	3-pt			REB	PF	TP	A	TO	BK	STMIN	
	FG- A	FG- A	FT- A								
Justin Hawkins	2-4	0-1	0-0	2-2-4	2	4	2	2	1	1	32
Quintin Butler	2-6	0-0	0-0	1-4-5	4	4	1	2	0	2	32
Byron Malone	3-9	3-5	0-0	0-1-1	2	9	2	0	0	0	27
Quintin Carouthers	0-6	0-2	0-2	0-0-0	0	0	0	1	0	1	20
Beau Bauer	4-12	2-7	2-2	0-1-1	3	12	5	3	0	1	35
Eric Mutzfeld	0-0	0-0	0-0	0-1-1	0	0	0	0	0	0	1
Andrew Bourne	0-0	0-0	0-0	0-1-1	0	0	0	0	0	0	2
Jason Malone	1-3	1-2	0-0	0-1-1	1	3	0	4	0	0	13
Peter Campbell	4-7	1-4	0-0	0-1-1	2	9	0	0	0	0	22
Charles Campbell	2-4	0-0	0-1	3-2-5	2	4	1	0	1	0	12
Zeljko Egeric	0-0	0-0	0-0	0-0-0	0	0	0	0	0	0	4
Team	2-4-6										
TOTALS	18-51	7-21	2-5	8-18-26	16	45	11	13	2	5	200

FG%: 1st Half 8-23, .348; 2nd Half 10-28, .357; Game .353; 3-PT%: 1st Half 2-11, .182; 2nd Half 5-10, .500; Game .333; FT%: 1st Half 0-2, .000; 2nd Half 2-3, .667; Game .400; Deadball: 1.

Notre Dame	3-pt			REB	PF	TP	A	TO	BK	STMIN	
	FG- A	FG- A	FT- A								
Jordan Cornette	1-4	1-4	1-2	0-3-3	2	4	1	0	2	1	24
Torin Francis	4-9	0-0	3-5	2-5-7	1	11	1	2	1	0	28
Dennis Latimore	6-11	0-0	0-0	3-8-11	0	12	1	3	0	1	28
Chris Thomas	3-8	0-2	4-4	0-2-2	1	10	11	1	0	2	32
Chris Quinn	5-7	3-4	2-3	0-2-2	1	15	3	1	0	1	28
Omari Isreal	1-2	0-0	0-0	1-0-1	1	2	0	1	0	0	14
Rick Cornett	1-3	0-0	4-6	1-1-2	2	6	0	0	0	0	12
Colin Falls	3-4	3-4	0-0	0-0-0	3	9	0	0	0	1	15
Ben Nickol	0-1	0-1	0-0	0-0-0	0	0	0	0	0	0	1
Rob Kurz	1-1	0-0	0-0	1-3-4	1	2	0	2	0	0	12
Russell Carter	1-2	0-1	0-0	1-0-1	0	2	2	1	0	1	6
Team	3-3-6										
TOTALS	26-52	7-16	14-20	12-27-39	12	73	19	11	3	6	200

FG%: 1st Half 11-25, .440; 2nd Half 15-27, .556; Game .500; 3-PT%: 1st Half 1-5, .200; 2nd Half 6-11, .545; Game .438; FT%: 1st Half 7-9, .778; 2nd Half 7-11, .636; Game .700; Deadball: 2.

SCORE BY PERIODS

	1	2	F
IPFW	18	27	45
Notre Dame	30	43	73

OFFICIALS: Jim Haney, Glenn Mayborg, Wally Rutecki

TECHNICALS: None

ATTENDANCE: 11,009

Notes: Dennis Latimore registered his first career double-double with career bests of 12 points and 11 rebounds ... Chris Thomas posted his 13th career double-double and his 11 assists marked the 16th time in his career with 10-plus assists in a game ... He has now scored in double figures in 87 of 101 career contests ... Chris Quinn led the Irish in scoring for the second straight game and first time in his career ... The 45 points were the second-fewest allowed by a Mike Brey-coached team ... Notre Dame also yielded 45 points to IUPUI on November 18, 2002.