



University of Notre Dame  
Sports Information  
112 Joyce Center  
Notre Dame, IN 46556  
574-631-7516  
574-631-7941 (fax)  
www.UND.com

# 2008 NOTRE DAME FOOTBALL NOTES

Primary Contact: Brian Hardin • bhardin2@nd.edu • Office - 574.631.9471 • Cell - 574.532.4134  
Secondary Contact: Michael Bertsch • mbertscl@nd.edu • Office - 574.631.8642 • Cell - 574.532.4154



## GAME 10: NOTRE DAME (5-4) vs. NAVY (6-3)



**DATE:** Saturday, November 15, 2008

**TIME:** 12:11 p.m. ET

**SITE (CAPACITY):** M&T Bank Stadium (70,008); Baltimore, Md.

**TICKETS:** The game is sold out. It is the 70th sellout in the last 77 road games for the Irish. The only non-sellouts include the 2001-07 games at Stanford, the 2004 game vs. Navy (The Meadowlands), the 2005 game at Washington and the 2006 game at Air Force.

**TV:** CBS national telecast with Craig Bolerjack (play-by-play), Steve Beuerlein (analysis), Steve Scheer (producer) and Jim Cornell (director).

**RADIO:** ISP Sports is the exclusive national rights-holder for Irish football radio broadcasts. The Notre Dame-ISP relationship begins with the 2008 season -- with ISP managing, producing and syndicating the Irish national football radio network. Notre Dame games will be broadcast by Don Criqui (play-by-play), former Irish great Allen Pinkett (analysis) and Jeff Jeffers providing pre-game, sideline and post-game reports. This broadcast can be heard live on SIRIUS Satellite Radio (channel 159).

All Notre Dame home games may be heard in South Bend on Sunny 101.5 FM and NewsTalk 960 WSBT-AM. See page 12 of this notes package for more information on Irish football radio and television shows.

### WHAT'S INSIDE

Head Coach Charlie Weis .....	2
Irish Probable Starting Lineup .....	3
Notre Dame's Record When .....	3
With A Victory / With A Defeat .....	3-4
Team Notes .....	5-14
Eye On Career / Season Records.....	8-13
Individual / Team Honors .....	17
Special Team Notes .....	15-17
Media Information.....	18
Offense Notes .....	18-24
Defense Notes .....	24-27
Miscellaneous Notes .....	28-31
Series History vs. Navy / Academies .....	32-35
Last Two Meetings with Navy .....	36-37
Irish Players Season / Career Highs .....	38-39
The Last Time .....	40-42
Weis Era Record Book.....	43-50
Depth Chart .....	51
Pronunciation Guide .....	52
Alphabetical / Numerical Roster .....	52-53
Game Summaries .....	54-62
Player Bios.....	63-81
Season Stats .....	82-95

### COUNTDOWN TO KICKOFF

- 10** Ten true freshmen have played for the Irish so far this season. (SEE PAGE 7)
- 9** Sophomore HB **Armando Allen** set a single-game record for receptions by a Notre Dame running back at Boston College with nine catches. (SEE PAGE 20)
- 8** Sophomore WR **Golden Tate** has already recorded eight receptions of over 30 yards this season, the most by an Irish wideout since Jeff Samardzija had eight in 2006. To put this in perspective, Irish wide receivers registered only four receptions longer than 30 yards all of last year. (SEE PAGE 23)
- 7** Sophomore QB **Jimmy Clausen** has posted seven games this year with a passer rating over 115.0, equalling Brady Quinn's total as a senior in 2006 through nine games. (SEE PAGE 19)
- 6** Last week at Boston College, Notre Dame's defense tallied six more three-and-outs. Since returning from the bye week, the Irish have forced a combined 15 three-and-outs over the past three games. (SEE PAGE 6)
- 5** Freshman RG **Trevor Robinson** became the fifth freshman to start for the Irish this season. He also became the fifth first-year offensive lineman to start a game in his rookie campaign since freshmen regained eligibility in 1972. (SEE PAGE 7)
- 4** Senior SS **Kyle McCarthy** leads the Irish with 84 tackles and ranks fourth nationally among all defensive backs in tackles. He has registered double-digit tackles in four games this year and sits one tackle behind fourth place on Notre Dame's single-season tackles by a defensive back list. (SEE PAGE 26)
- 3** Junior CB **Raeshon McNeil** recorded three PBUs at Boston College last week. That was the most PBUs in a game by an Irish defender since Jerome Sapp and Shane Walton each tallied three at Florida State on Oct. 26, 2002. (SEE PAGE 26)
- 2** Senior WR **David Grimes** and junior HB **James Aldridge** are the only two players who have scored touchdowns this year that are not freshmen or sophomores. First- or second-year players have tallied 23 of 28 touchdowns for the Irish this season. (SEE PAGE 7)
- 1** Freshman WR **Michael Floyd** has rewritten the Irish freshman record book and ranks first in receptions (46), receiving yards (702) and receiving touchdowns (seven). (SEE PAGE 22)
- 0** Notre Dame has not punted against Navy with Charlie Weis as head coach. The last Irish punt against the Midshipmen came in the fourth quarter of the Oct. 16, 2004 game at Giants Stadium. (SEE PAGE 5)

### 2008 NOTRE DAME SCHEDULE

Date	Opponent	Site	Time
September 6	SAN DIEGO STATE (NBC)	Notre Dame, Ind.	W, 21-13
September 13	MICHIGAN (NBC)	Notre Dame, Ind.	W, 35-17
September 20	at Michigan State (ABC)	East Lansing, Mich.	L, 7-23
September 27	PURDUE (NBC)	Notre Dame, Ind.	W, 38-21
October 4	STANFORD (NBC)	Notre Dame, Ind.	W, 28-21
October 11	at North Carolina (ABC)	Chapel Hill, N.C.	L, 24-29
October 25	at Washington (ESPN2)	Seattle, Wash.	W, 33-7
November 1	PITTSBURGH (NBC)	Notre Dame, Ind.	L, 33-36 (4ot)
November 8	at Boston College (ESPN)	Chestnut Hill, Mass.	L, 0-17
November 15	vs. Navy (CBS)	Baltimore, Md.	12:00 p.m.
November 22	SYRACUSE (NBC)	Notre Dame, Ind.	2:30 p.m.
November 29	at USC (TBA)	Los Angeles, Calif.	5:00 p.m.

All Times Local

**WEB SITES:** Notre Dame (und.com), Navy (NavySports.com).

**REAL-TIME STATS:** Live in-game statistics will be provided through CBS College Sports Gametracker via each school's respective official athletic websites.

**POLLS:** Neither Notre Dame or Navy are receiving votes in either the Associated Press poll or USA Today coaches polls.

**SERIES INFO:** Notre Dame and Navy will play one another for the 82nd consecutive year on Saturday, making it the longest continuous inter-sectional rivalry in the country. The Irish hold a 70-10-1 (.870) edge in the series, but the Midshipmen captured last year's meeting to break a 43-game Notre Dame winning streak in the series (NCAA record for longest streak against one opponent). Notre Dame and Navy have met every year since 1927, playing 51 times at neutral sites and 30 times at Notre Dame Stadium. (see All-Time Series Results on page 30).

**WHAT TO WATCH FOR:** Notre Dame has had little difficulty mounting up points (124) and yards (1,351) in its three meetings against Navy the past three seasons. In fact, the Irish have not punted against the Midshipmen since 2004. Notre Dame ran 90 plays in 2007, 62 plays in the 2006 and 70 plays in 2005. The Irish have gone 230 plays without being forced to punt - dating back to a D.J. Fitzpatrick punt in the fourth quarter of the 27-9 Irish victory in 2004.

Printed by xerox

**Notre Dame Head Coach  
Charlie Weis**



**PERSONAL INFORMATION**

**BIRTHDAY:** March 30, 1956  
**FAMILY:** Wife, Maura; Son, Charlie, Jr. (15) and Daughter, Hannah (13)  
**HIGH SCHOOL:** Middlesex High School, Middlesex, N.J.  
**EDUCATION:** Bachelor's Degree in speech and drama, Notre Dame, 1978; Master's Degree in education, South Carolina, 1989

**COACHING EXPERIENCE**

Year	School/Team	Assignment
1979	Boonton (N.J.) High School	Assistant Coach
1980	Morristown (N.J.) High School	Assistant Coach
1981	Morristown (N.J.) High School	Assistant Coach
1982	Morristown (N.J.) High School	Assistant Coach
1983	Morristown (N.J.) High School	Assistant Coach
1984	Morristown (N.J.) High School	Assistant Coach
1985	South Carolina	Graduate Assistant Coach/Defensive Backs
1986	South Carolina	Graduate Assistant Coach/Linebackers
1987	South Carolina+	Volunteer Coach/Defensive Ends
1988	South Carolina@	Assistant Recruiting Coordinator
1989	Franklin Township (N.J.) High School	Head Coach
1990	New York Giants*	Defensive Assistant/Asst. Special Teams
1991	New York Giants	Running Backs
1992	New York Giants	Running Backs
1993	New England Patriots	Tight Ends
1994	New England Patriots	Tight Ends
1995	New England Patriots	Running Backs
1996	New England Patriots#	Wide Receivers
1997	New York Jets	Wide Receivers
1998	New York Jets^	Offensive Coordinator/Wide Receivers
1999	New York Jets	Offensive Coordinator/Wide Receivers
2000	New England Patriots	Offensive Coordinator/Running Backs
2001	New England Patriots*	Offensive Coordinator/Quarterbacks/RBs
2002	New England Patriots	Offensive Coordinator/Quarterbacks
2003	New England Patriots*	Offensive Coordinator
2004	New England Patriots*	Offensive Coordinator
2005	University of Notre Dame%	Head Coach
2006	University of Notre Dame\$	Head Coach
2007	University of Notre Dame	Head Coach
2008	University of Notre Dame	Head Coach

**Notre Dame Total (4 seasons)** .....27-19 (.587)

+ Gator Bowl    @ Liberty Bowl  
 \* Super Bowl champion    # Super Bowl appearance  
 ^ AFC Title game    % Fiesta Bowl  
 \$ Sugar Bowl

**Return To Sender  
(since 1999)**

The return game has been a source of strength for Notre Dame in recent years. The Irish have logged 38 returns (punts, kickoffs, fumbles, interceptions) for touchdowns during the past nine seasons (2000-present), a figure that ranks tied for eighth in the country during that stretch. Here's a look at the national leaders in TD returns since 2000:

School	2000	2001	2002	2003	2004	2005	2006	2007	2008	Bowls	Total
1. Virginia Tech	6	7	7	10	6	6	5	8	2	3	60
2. Texas	6	6	7	9	2	7	8	5	5	3	58
3. Miami, Fla.	13	11	5	9	8	3	1	1	3	3	57
4. Kansas State	5	2	12	6	4	5	8	7	4	1	54
5. Oklahoma	7	6	8	9	3	3	4	7	3	2	52
6. Fresno State	5	3	5	4	6	6	4	5	5	2	45
7. NC State	2	4	9	10	5	2	4	3	3	1	43
<b>8. Notre Dame</b>	<b>6</b>	<b>4</b>	<b>9</b>	<b>3</b>	<b>3</b>	<b>5</b>	<b>4</b>	<b>3</b>	<b>2</b>	<b>0</b>	<b>39</b>
Ohio State	7	3	3	4	6	6	3	3	2	2	39
10. Colorado	4	7	7	1	6	3	1	3	2	4	38

**NOTRE DAME HEAD COACH CHARLIE WEIS:**

A record combined win total for the first two seasons of any Notre Dame head football coach, consecutive Bowl Championship Series appearances for the first time in Irish history, and the two most accomplished passing seasons in Notre Dame football annals - those are the most notable by-products of the first three seasons of the Charlie Weis era in South Bend.

Weis, a 1978 Notre Dame graduate and owner of four Super Bowl-champion rings as products of a stellar 15-season career as a National Football League assistant coach, wasted no time putting his signature stamp on his alma mater's program in his first two years as Irish head coach in 2005 and 2006.

Weis and his Irish followed up a 9-3 record in '05 and BCS appearance in the Tostitos Fiesta Bowl with a 10-3 overall mark in '06 and a second consecutive BCS invitation, this time to the Allstate Sugar Bowl. Those 19 combined wins (including eight straight in the middle of the '06 regular season) qualified as most in a two-year period by the Irish since they collected 21 in 1992-93. It was also the first time Notre Dame played in BCS games in successive years and the most prominent two-season bowl qualification since the Irish played in the Fiesta and Orange Bowls after the 1994 and '95 campaigns. The only schools to play in BCS games after both the '05 and '06 seasons were Notre Dame, Ohio State and USC.

Notre Dame's 10 regular-season wins in '06 marked the ninth time that figure had been achieved in Irish history. Weis' 19 combined wins in his first two seasons were the most by a ND head coach in his first two years (the previous high was 17 by both Terry Brennan in 1954-55 and Dan Devine in 1975-76). For the second straight year in '06 Weis was one of three finalists for the George Munger Award presented by the Maxwell Football Club (of Philadelphia) to the college coach of the year.

The architect in '05 and '06 of the two most prolific passing seasons in Irish football history, Weis effectively transformed the ND offense into one of the most productive in the nation, as the Irish scored more points in '05 (440) than in any previous season in school history - and also qualified as the most improved offensive attack in the nation, jumping its total offense production (477.33 yards per game) a national-best 131.8 yards per game better than in '04. The Irish followed that up with another strong passing attack in '06, with Notre Dame's average of 264.1 passing yards per contest ranking 13th nationally and second all-time in the Notre Dame record book (behind only the 330.3 mark from '05). The Irish protected the football nearly as well as any team in the country in '06, with their 14 overall turnovers in 13 games ranking tied for fourth of the 119 NCAA I-A teams.

On a combined basis in 2005 and '06 under Weis, Notre Dame led the nation in interception avoidance with only 1.6 percent of Irish passes picked off over those two years. The Irish, thanks in large part to the play of quarterback Brady Quinn, finished third in TD passes with 69 and sixth in passing yards per game (295.8) and passing rating (151.7). In '05 and '06 combined, compared to the previous two seasons, the Irish improved their points per game by 11.5, and their total yards per game by 90.9.

**Notre Dame  
Probable Starting Lineup**

**OFFENSE**

Pos.	No.	Player	Class	Notes
X	23	Golden Tate	So.	Leads ND with 742 yards receiving; 10 catches of 30+ yds
LT	77	Michael Turkovich	Sr.	Ninth career start at LT against BC (prev. 12 career starts at LG)
LG	55	Eric Olsen	Jr.	Has started 15 straight games (the final six of 2007 at RG)
OC	51	Dan Wenger	Jr.	Started first three games of 2007 at RG and last 11 games at C
RG	78	Trevor Robinson	Fr.	Became fifth Irish freshman OL to ever start a game in ND history
RT	74	Sam Young	Jr.	Has started all 34 games over the past three seasons
TE	9	Kyle Rudolph	Fr.	His 20 receptions are the most ever by an Irish freshman tight end
Z	11	David Grimes	Sr.	Tri-captain; 21 receptions for 182 yards and two touchdowns
QB	7	Jimmy Clausen	So.	Already ranks in the top 10 at ND in career attempts, completions and TDs
FB	44	Asaph Schwapp	Sr.	Prototypical lead blocking FB; Phil Steele's eighth-best FB
HB	5	Armando Allen	So.	Career-high 134 yds rushing and 247 all-purpose against Purdue

**DEFENSE**

Pos.	No.	Player	Class	Notes
DE	94	Justin Brown	Sr.	One of three (Lambert, Crum) fifth-year seniors
NT	95	Ian Williams	So.	Played all 12 games in 2007; sixth on team with 45 tackles
DE	96	Pat Kuntz	Sr.	Two sacks, two TFLs, INT, PBU and FR against Stanford
SAM	22	Harrison Smith	So.	Career-high nine tackles, including one for loss, last week at BC
MIKE	58	Brian Smith	So.	Eight solo tackles and a PBU last week at BC
JACK	40	Maurice Crum, Jr.	Sr.	Streak of 43 consecutive starts snapped against Washington
WILL	56	Kerry Neal	So.	Picked up first career INT against San Diego State
LCB	8	Raeshon McNeil	Jr.	Made 10th career start last week against BC; added three PBU's
FS	27	David Bruton	Sr.	Recorded career-high 16 tackles against Pittsburgh
SS	28	Kyle McCarthy	Sr.	Ranks 21st in the nation in tackles per game (9.33)
RCB	20	Terrail Lambert	Sr.	Will make his 32nd straight start this week against Navy

**SPECIAL TEAMS**

Pos.	No.	Player	Class	Notes
PK	14	Brandon Walker	So.	Made seven of last eight field goals, including four outside 38 yards
KO	39	Ryan Burkhart	Jr.	Averaging 61.1 yards per kick on 42 kickoffs this season
P	43	Eric Maust	Jr.	Punted 34 times for 1,372 yds (40.4 avg.) this season
H	43	Eric Maust	Jr.	Holds for both Brandon Walker and David Ruffer
SNP	39	Kevin Brooks	Sr.	Serves as snapper on both punts and field goals
PR	23	Golden Tate	So.	Avg. 9.4 yds/return on seven punt returns this season
KR	5	Armando Allen	So.	Avg. 22.1 yds/return on 17 kickoff returns this season
	23	Golden Tate	So.	Avg. 20.9 yds/return on 18 kickoff returns this season

**KEY PROBABLE NON-STARTERS**

Pos.	No.	Player	Class	Notes
QB	13	Evan Sharpley	Sr.	Played eight games, two starts in 2007; threw for 736 yds, 5 TDs
HB	34	James Aldridge	Jr.	Team-high 463 yds rushing in 2007; first career multi-TD game against Washington
HB	33	Robert Hughes	So.	Back-to-back 100-yard rushing games to close 2007 season
WR	82	Robby Parris	Jr.	Second-ranked returning WR with 361 yds in 2007
WR	3	Michael Floyd	Fr.	Owens freshman record for rec., rec. yds and rec. TDs: four 100-yd games
WR	18	Duval Kamara	So.	Set previous school record for catches and TD catches by freshman in 2007
NT	93	Paddy Mullen	Jr.	Saw action in three games in 2007 (behind Kuntz, Williams)
DE	53	Morrice Richardson	Jr.	Played in nine games in 2007; seven tackles, one sack
DE	9	Ethan Johnson	Fr.	Made third career start last week against BC
SAM	41	Scott Smith	Sr.	Voted by teammates onto leadership committee
MIKE	49	Toryan Smith	Jr.	Father, Charles, played football at Georgia
JACK	48	Steve Quinn	Sr.	Made first career start against Pittsburgh
WILL	90	John Ryan	Jr.	Started 10 games in 2007; 30 tackles, 5.0 TFL, 2.5 sacks
WILL	45	Darius Fleming	Fr.	One of 10 freshmen to see game action in 2008
CB	4	Gary Gray	So.	Recorded first career INT against Michigan
CB	12	Robert Blanton	Fr.	Fifth Irish freshman to ever return INT for touchdown
FS	31	Sergio Brown	Jr.	Blocked punt and set career-high in tackles, TFL, PBU's in week 1

**A WIN THIS WEEK WOULD...**

- ▶ Improve Notre Dame to 6-4 (.600) on the season and make the Irish bowl eligible.
- ▶ Extend Notre Dame's winning streak over Navy on the road or neutral sites to 24 games -- a span dating back to the 1960 season.
- ▶ Give the Irish victories in 44 of the last 45 meetings with the Midshipmen, including 25 of the last 26 away from Notre Dame Stadium.
- ▶ Improve Notre Dame to 72-10-1 (.873) in the all-time series with Navy.
- ▶ Improve the Irish to 45-6-1 (.875) in the all-time series with the Midshipmen at a neutral site.
- ▶ Improve Notre Dame to 18-4 (.818) in the all-time series with Navy in Baltimore and 3-0 (1.000) against the Midshipmen at M&T Bank Stadium.
- ▶ Improve Weis' Notre Dame record to 28-19 (.596) overall, 3-1 (.750) against Navy and 5-1 (.833) against Service Academies.
- ▶ Improve Weis' Notre Dame neutral site record to 2-2 (.500) and games away from Notre Dame Stadium to 13-9 (.591).
- ▶ Improve Weis' Notre Dame record to 11-5 (.688) in November games.
- ▶ Improve Weis' Notre Dame record to 8-10 (.444) following a defeat.
- ▶ Improve an unranked Notre Dame squad to 17-5 (.773) all-time against Navy.

**Notre Dame's  
Record When...**

	2008	Weis Era
At Home	4-1	15-10
On The Road	1-3	11-7
Neutral Site Games	0-0	1-2
In Overtime	0-1	0-3
Coming off a loss	1-1	7-10
Coming off a win	2-3	17-5
Coming of an open date	1-0	2-2
Both teams are AP-ranked	0-0	3-5
Neither team is ranked	5-3	7-8
ND is ranked higher	0-0	17-2
Opponent is ranked higher	0-1	3-9
Vs. In-state Opponents	1-0	3-1
In September	3-1	10-8
In October	2-1	9-5
In November	0-2	10-5
In December	0-0	0-0
In January	0-0	0-2
On Television	5-4	27-19
On NBC	4-1	15-10
On ABC	0-2	7-5
On ESPN	0-1	2-3
On ESPN2	1-0	1-0
On CBS	0-0	1-0
On CSTV	0-0	1-0
On Fox	0-0	0-1
Afternoon Games	4-3	21-15
Night Games	1-1	6-4
Decided By 7 or Less	1-2	7-5
Scoring First	3-2	18-6
Opponent Scores First	2-2	9-13
Leading At Halftime	3-2	19-4
Tied At Halftime	2-0	4-0
Trailing At Halftime	0-2	4-15
Leading After 3 Qtrs.	4-2	21-3
Tied After 3 Qtrs.	0-0	1-1
Trailing After 3 Qtrs.	1-2	5-15
Scoring 40+ Points	0-0	9-2
Scoring 30+ Points	3-1	19-4
Scoring 20-29 Points	2-1	15-7
Scoring 0-19 Points	0-2	2-11
Allowing 40+ Points	0-0	0-6
Allowing 30+ Points	0-1	2-14
Allowing 20-29 Points	2-2	10-6
Allowing 0-19 Points	3-1	16-1
Outrushing Opponent	3-0	13-0
Getting Outrushed	2-4	14-19
Passing For More Yds	2-4	20-11
Passing For Fewer Yds	3-0	7-8
Outgaining Opponent	3-3	18-6
Getting Outgained	2-1	9-12
Winning Time of Poss.	4-1	20-5
Losing Time of Poss.	1-3	7-14
Scoring a Def./ST TD	2-0	10-3
Allowing a Def./ST TD	0-2	2-8
Fewer Penalty Yards	2-3	12-12
More Penalty Yards	3-1	15-7
Winning Turnover Battle	3-1	19-6
Losing Turnover Battle	2-3	5-10
Individual 100-yard rusher	1-0	14-4
Individual 100-yard receiver	4-2	16-6
Individual 200-yard passer	4-3	23-9
Opponent 100-yard rusher	2-3	5-14
Opponent 100-yard receiver	1-1	11-7
Opponent 200-yard passer	3-1	12-10

**National Rankings**

**ASSOCIATED PRESS (Nov. 9)**

Rk	School	Record	Pts
1.	Alabama (44)	10-0	1,604
2.	Texas Tech (21)	10-0	1,574
3.	Florida	8-1	1,467
4.	Texas	9-1	1,437
5.	Oklahoma	9-1	1,375
6.	<b>USC</b>	<b>8-1</b>	<b>1,311</b>
7.	Penn State	9-1	1,161
8.	Utah	10-0	1,157
9.	Boise State	9-0	1,110
10.	Ohio State	8-2	1,009
11.	Oklahoma State	8-2	963
12.	Missouri	8-2	913
13.	Georgia	8-2	880
14.	Ball State	9-0	677
15.	TCU	9-2	623
16.	Brigham Young	9-1	602
17.	<b>North Carolina</b>	<b>7-2</b>	<b>597</b>
18.	<b>Michigan State</b>	<b>9-2</b>	<b>584</b>
19.	LSU	6-3	552
20.	Florida State	7-2	380
21.	<b>Pittsburgh</b>	<b>7-2</b>	<b>318</b>
22.	Cincinnati	7-2	269
23.	Oregon State	6-3	124
24.	South Carolina	7-3	117
25.	Tulsa	8-1	84

**Others Receiving Votes**

California 73, Virginia Tech 44, Air Force 40, Georgia Tech 29, Arizona 7, Oregon 6, Western Michigan 6, West Virginia 5, Central Michigan 5, Iowa 5, Miami (FL) 5, Northwestern 3, **Boston College** 3, Maryland 3, South Florida 1, Wake Forest 1, Kansas 1.

**USA TODAY/COACHES (Nov. 9)**

Rk	School	Record	Pts
1.	Alabama (44)	10-0	1,508
2.	Texas Tech (17)	10-0	1,469
3.	Florida	8-1	1,348
4.	Oklahoma	9-1	1,314
5.	Texas	9-1	1,300
6.	<b>USC</b>	<b>8-1</b>	<b>1,268</b>
7.	Utah	10-0	1,104
8.	Penn State	9-1	1,074
9.	Boise State	9-0	1,028
10.	Ohio State	8-2	936
11.	Missouri	8-2	883
12.	Georgia	8-2	842
13.	Oklahoma State	8-2	808
14.	Brigham Young	9-1	679
15.	<b>Michigan State</b>	<b>9-2</b>	<b>660</b>
16.	Ball State	9-0	590
17.	<b>North Carolina</b>	<b>7-2</b>	<b>543</b>
18.	TCU	9-2	475
19.	Florida State	7-2	426
20.	LSU	6-3	409
21.	<b>Pittsburgh</b>	<b>7-2</b>	<b>311</b>
22.	Cincinnati	7-2	183
23.	South Carolina	7-3	155
24.	Tulsa	8-1	144
25.	Oregon State	6-3	71

**Others Receiving Votes**

California 50, Oregon 49, Georgia Tech 38, Virginia Tech 34, Air Force 25, Wake Forest 13, Northwestern 13, Arizona 11, Kansas 11, Maryland 9, Connecticut 8, Minnesota 8, **Boston College** 7, Iowa 6, Miami (FL) 5, West Virginia 5, Western Michigan 5.

2008 opponents in *bold italics*

- ▶ Improve an unranked Notre Dame squad to 8-1 (.889) all-time against the Midshipmen away from Notre Dame Stadium.
- ▶ Improve Notre Dame to 65-6 (.915) all-time against an unranked Navy squad.
- ▶ Improve Weis' record to 22-15 (.595) in afternoon games.
- ▶ Improve Notre Dame's all-time record against the Service Academies to 130-23-5 (.839).
- ▶ Improve Notre Dame's all-time record to 830-282-42 (.738).
- ▶ Improve Notre Dame's all-time record on the road to 290-140-22 (.666).

**A LOSS THIS WEEK WOULD...**

- ▶ Drop Notre Dame to 5-5 (.500) on the season.
- ▶ Snap Notre Dame's winning streak over Navy on the road or neutral sites at 23 games -- a span dating back to the 1960 season.
- ▶ Give the Irish consecutive losses to the Midshipmen for the first time since 1960-61.
- ▶ Drop Notre Dame to 71-11-1 (.861) in the all-time series with Navy.
- ▶ Drop the Irish to 44-7-1 (.856) in the all-time series with the Midshipmen at a neutral site.
- ▶ Drop Notre Dame to 17-5 (.773) in the all-time series with Navy in Baltimore and 2-1 (.667) against the Midshipmen at M&T Bank Stadium.
- ▶ Drop Weis' Notre Dame record to 27-20 (.574) overall, 2-2 (.500) against Navy and 4-2 (.667) against Service Academies.
- ▶ Drop Weis' Notre Dame neutral site record to 1-3 (.250) and games away from Notre Dame Stadium to 12-10 (.545).
- ▶ Drop Weis' Notre Dame record to 10-6 (.625) in November games.
- ▶ Drop Weis' Notre Dame record to 7-11 (.389) following a defeat.
- ▶ Drop an unranked Notre Dame squad to 16-6 (.727) all-time against Navy.
- ▶ Drop an unranked Notre Dame squad to 7-2 (.778) all-time against the Midshipmen away from Notre Dame Stadium.
- ▶ Drop Notre Dame to 64-7 (.901) all-time against an unranked Navy squad.
- ▶ Drop Weis' record to 21-16 (.568) in afternoon games.
- ▶ Drop Notre Dame's all-time record against the Service Academies to 129-24-5 (.832).
- ▶ Drop Notre Dame's all-time record to 829-283-42 (.737).
- ▶ Drop Notre Dame's all-time record on the road to 289-141-22 (.666).

**2008 Irish Among National Leaders**

Category	Rank	Stat	National Leader	Stat
Rushing Offense	95	115.56	Nevada	324.11
Passing Offense	21	259.44	Texas Tech	433.70
Total Offense	50	375.00	Tulsa	593.00
Scoring Offense	69	24.33	Tulsa	52.00
Rushing Defense	53	132.11	TCU	39.45
Pass Efficiency Defense	17	103.41	Southern California	81.97
Total Defense	39	324.67	Southern California	206.44
Scoring Defense	35	20.44	Southern California	6.67
Net Punting	85	33.50	Michigan	42.16
Punt Returns	70	8.25	Central Mich.	20.77
Kickoff Returns	69	20.87	TCU	27.92
Turnover Margin	76	-.33	Oklahoma	1.60
Pass Defense	45	192.56	Southern California	128.67
Passing Efficiency	54	127.21	Tulsa	194.42
Sacks	82	1.56	TCU	3.64
Tackles For Loss	111	4.33	Troy	8.89
Sacks Allowed	36	1.44	Air Force	.20

Passing Efficiency			Total Offense		
Jimmy Clausen	52nd	127.47	Jimmy Clausen	25th	255.67

Receptions Per Game			Receiving Yds/Game		
Michael Floyd	59th	5.11	Golden Tate	32nd	82.44
Golden Tate	t-69th	4.78	Michael Floyd	39th	78.00

Interceptions			Kickoff Returns		
David Bruton	t-39th	0.33	Armando Allen	85th	22.06

Field Goals			Punting		
Brandon Walker	t-57th	1.00	Eric Maust	57th	40.35

All-Purpose Yards			Tackles		
Golden Tate	42nd	134.44	Kyle McCarthy	21st	9.33
Armando Allen	50th	124.22	David Bruton	t-53rd	8.44

**IRISH TEAM NOTES**

**KEEP AN EYE ON THE UNUSUAL AGAINST NAVY**

► If history is any indication, expect the unexpected when Notre Dame takes on Navy this weekend. In six of the past 12 meetings between the Irish and Midshipmen, one of the two teams has scored at least one touchdown on defense or special teams. This recent trend began with the 1996 game in Dublin, Ireland, when Notre Dame defensive end Renaldo Wynn scored on a 24-yard fumble return. In 1999, Navy scored twice in an unorthodox manner, as Chris Oliver recovered a blocked punt in the end zone for a TD and David Alexander scored on a 20-yard interception return. In 2000, Irish free safety Tony Driver tied an NCAA record with two fumble returns for touchdowns, both coming less than seven minutes apart in the first quarter at the Citrus Bowl in Orlando. In 2001, Notre Dame strong safety Gerome Sapp got his team going with a 39-yard fumble return for a touchdown early in the first quarter. In 2002, Irish cornerback/return specialist Vontez Duff ran back a third-quarter kickoff 92 yards for a touchdown to help the Irish defeat the Midshipmen in Baltimore. Then, last season Chris Kuhar-Pitters scooped up a fumble and rumbled 16 yards for a touchdown to give the Midshipmen a 28-21 lead.

1996	TD Fumble Return	Renaldo Wynn, Notre Dame
1999	Punt Block TD	Chris Oliver, Navy
1999	TD Interception Return	Davede Alexander, Navy
2000	TD Fumble Return	Tony Driver, Notre Dame
2000	TD Fumble Return	Tony Driver, Notre Dame
2001	TD Fumble Return	Gerome Sapp, Notre Dame
2002	TD Kickoff Return	Vontez Duff, Notre Dame
2007	TD Fumble Return	Chris Kuhar-Pitters, Navy

**WHO NEEDS A PUNTER?**

► Notre Dame has had little difficulty mounting up points (124) and yards (1,351) in its three meetings against Navy the past three seasons. In fact, the Irish have not punted against the Midshipmen since the meeting in 2004. Notre Dame ran 90 plays over nine drives in 2007, 62 plays over 10 drive in the 2006 and 70 plays over nine drives in 2005. The Irish have gone 230 plays against Navy without being forced to punt – dating back to a D.J. Fitzpatrick punt in the fourth quarter of the 27-9 Irish victory in 2004.

**LONG DAY AT THE STADIUM**

► Notre Dame and Pittsburgh played the longest game in Irish history earlier this season. Notre Dame had never seen a game enter the fourth overtime. The Irish dropped a three-overtime game to Navy in 2007. In fact, the Irish have dropped their last three games that have entered overtime.  
 ► The game lasted 4:01, which is longest in terms of time since the Michigan State game in 2005. In fact, no other game has ever gone longer since 2002 (when length of time was included on box scores).  
 ► Notre Dame and Pittsburgh combined for 160 total plays in the game (the Panthers ran 77, while the Irish ran 83).  
 ► The 83 plays for Notre Dame are the most this season and most since the Irish ran 90 last year against Navy.

**IRISH GETTING OFF TO A FAST START**

► For the first time in the last four games, Notre Dame did not put together a scoring drive on its opening possession of the game last week against Boston College (three touchdowns and a field goal), being forced to punt. The Irish have scored on their opening drive five times this season.  
 ► The Notre Dame defense once again got off to a fast start. The Irish defense has surrendered just six total first half points over the past three games. Notre Dame shutout Washington in the opening 30 minutes before limiting Pittsburgh to only a first half field goal and holding Boston College to a field goal, with the only Eagle touchdown being on an interception return. In fact, the Irish have not allowed a first half touchdown on defense since the Stanford game on Oct. 4.  
 ► Notre Dame has completely dominated both Washington and Pittsburgh in the opening half. The Irish outgained the Huskies, 238-38, in the first 30 minutes. Notre Dame also had 13 first downs, compared to Washington's three. The Irish outgained the Panthers, 240-71, in the first half. Notre Dame recorded 12 first downs to Pittsburgh's five.  
 ► The Irish forced the Panthers into three first half punts, including three three-and-out drives. Pittsburgh's longest drive of the first half went for just 48 yards.  
 ► The Irish forced the Huskies into six first half punts, including four three and out drives. Washington's longest drive of the first half went for just 14 yards.  
 ► Notre Dame exploded out of the gates with a pair of touchdowns to grab a 14-0 first quarter lead against Washington. It took the Irish just three offensive plays to score their first touchdown (drive was three plays for 61 yards). Notre Dame added another seven-play, 70-yard scoring drive. The 14 first quarter points mark the second time this season the Irish have scored at least 14 points in the opening quarter (ND scored 21 against Michigan earlier this season).  
 ► The Irish ran 18 plays in the opening 15 minutes and racked up 154 total yards, good for an average of 8.6 yards per play against the Huskies. On the other hand, Notre Dame limited Washington to 16 total yards on 15 plays or 1.1 yards per play in the first quarter.  
 ► The Irish also picked up a pair of sacks, both by sophomore DS Harrison Smith. Notre Dame entered the contest with Washington with only seven sacks over its first six games of the season,

**Milestone Games  
In 2008**

<b>100-Yards Rushing</b>	
*Armando Allen	134 (Purdue)
<b>100-Yards Receiving</b>	
*Golden Tate	127 (Michigan)
Golden Tate	121 (North Carolina)
*Michael Floyd	115 (Stanford)
Golden Tate	111 (Pittsburgh)
Michael Floyd	107 (Washington)
Michael Floyd	100 (Purdue)
Michael Floyd	100 (Pittsburgh)
<b>300-Yards Passing</b>	
*Jimmy Clausen	383 (North Carolina)
Jimmy Clausen	347 (Stanford)
<b>200-Yards Passing</b>	
Jimmy Clausen	275 (Purdue)
Jimmy Clausen	271 (Pittsburgh)
Jimmy Clausen	242 (MSU)
Jimmy Clausen	237 (SDSU)
Jimmy Clausen	226 (Boston College)
Jimmy Clausen	201 (Washington)

**Multiple Touchdowns**

*Jimmy Clausen vs. Stanford	3 (passing)
*Jimmy Clausen vs. SDSU	3 (passing)
*Jimmy Clausen vs. Purdue	3 (passing)
*Jimmy Clausen vs. Pittsburgh	3 (passing)
*Michael Floyd vs. Pittsburgh	2 (receiving)
Jimmy Clausen vs. Michigan	2 (passing)
*James Aldridge vs. Washington	2 (rushing)
*Robert Hughes vs. Michigan	2 (rushing)
*Armando Allen vs. Stanford	2 (rush., rec.)
Jimmy Clausen vs. UNC	2 (passing)

**Ten-Tackles (or more)**

*16, David Bruton vs. Pittsburgh
*15, Kyle McCarthy vs. Pittsburgh
15, David Bruton vs. Michigan
14, Kyle McCarthy vs. SDSU
14, Kyle McCarthy vs. Stanford
10, Kyle McCarthy vs. Michigan
*10, Brian Smith at Michigan State
10, David Bruton at Michigan State

\* - individual career highs (or tying)

Starter Sheet			
Offense	2008	Streak	Career
Young (RT)	9	34	34
Grimes (WR)	4	-	20
Turkovich (LT)	9	21	21
Clausen (QB)	9	12	18
Olsen (LG)	9	15	15
Wenger (C)	9	11	14
Duncan (LT)	-	-	12
Kamara (WR)	7	4	12
Schwapp (FB)	-	-	10
Allen (HB)	6	5	10
Rudolph (TE)	9	9	9
Stewart (RG)	8	8	8
Floyd (WR)	8	8	8
Tate (WR)	6	6	8
West (WR)	-	-	7
Yeatman (TE)	3	-	6
Aldridge (HB)	-	-	5
Parris (WR)	-	-	4
Hughes (HB)	2	-	3
Sharpley (QB)	-	-	2
Defense	2008	Streak	Career
Crum (LB)	7	-	44
Lambert (CB)	9	31	31
Bruton (FS)	9	12	20
Kuntz (DE)	9	9	19
Ryan (OLB)	5	-	15
Neal (OLB)	7	4	12
Brown, J. (DE)	6	-	11
Smith, B. (ILB)	8	1	11
McNeil (CB)	9	9	10
McCarthy (FS)	9	9	10
Williams (NT)	4	-	6
Smith, H. (S)	6	6	6
Brown, S. (S)	5	1	5
Johnson (DE)	3	1	3
Smith, T. (ILB)	-	-	2
Fleming (DE)	2	1	2
Herring (SS)	-	-	1
Quinn (LB)	1	-	1
Longest Active Streaks			
Young (RT)			34
Lambert (CB)			31
Turkovich (LT)			21
Olsen (LG)			15
Bruton (FS)			12
Clausen (QB)			12
Wenger (C)			11
Most Career Starts (Active)			
Crum (LB)			44
Young (RT)			34
Lambert (CB)			31
Turkovich (LT)			21
Grimes (WR)			20
Bruton (FS)			20
Kuntz (DE)			19
Clausen (QB)			18
Ryan (OLB)			15
Olsen (LG)			15
Wenger (C)			14
Duncan (LT)			12
Neal (OLB)			12
Kamara (WR)			12
Brown, J. (DE)			11
Smith, B. (ILB)			11
Schwapp (FB)			10

which ranked 100th in the NCAA FBS (Irish finished the game with four).

► Washington's starting quarterback Ronnie Fouch went 17-of-32 for 276 yards in his previous start against Oregon State, but the Irish limited the signal caller to complete just 1-of-9 for five yards in the opening half.

► The Irish opened the first quarter against North Carolina in no-huddle (as it has the last four games) and racked up 158 total yards on 23 plays (good for a 6.9 yard average per play). Notre Dame totaled 11 first downs, compared to just four for the Tar Heels in the opening 15 minutes. North Carolina recorded 73 yards on 14 plays in the first quarter.

**IRISH ON THE DEFENSE**

► The Notre Dame defense stepped up in adverse conditions to keep the Irish in the game against Boston College. Notre Dame held the Eagles to 3-of-14 on 3rd down conversion attempts while holding the Eagles to 246 yards. This marked the second time in three games that the Irish held their opponent under 250 total yards (124 total yards by Washington on Oct. 25). Notre Dame last held two opponents in a three game span under 250 total yards was during the 2006 season (North Carolina and Army).

► The Irish limited Boston College to just 10 offensive points. The Eagles other touchdown came on an interception return. The Eagles only touchdown drive, which covered just 48 yards, followed sophomore WR **Golden Tate's** muffed punt.

► Notre Dame limited Boston College quarterback Chris Crane to just a completion percentage of 40.9% (9-of-22) and 79 yards -- the fewest allowed this year by the Irish.

► Notre Dame forced six three-and-outs in the game and nine of Boston College's 14 drives gained seven or fewer yards. In fact, the Irish have forced 15 three-and-outs in last three games.

► The Irish did not register a defensive penalty the entire game.

► In the final 2007 NCAA stats, Notre Dame ranked 72nd in scoring defense (28.75), 39th in total defense (357.00) and 96th in rushing defense (195.42).

► Over the season's first nine games, the Irish have seen major improvements in all three categories.

	2007	2008	Improvement
Scoring Defense	28.75 (72nd)	20.44 (35th)	8.31 yards (28.9%)
Total Defense	357.00 (39th)	324.67 (39th)	32.22 yards (9.0%)
Rush Defense	195.42 (96th)	132.11 (53rd)	62.89 yards (32.2%)

► Over the entire Washington game and the opening quarter against Pittsburgh, Notre Dame's first team defense allowed 61 total yards on 47 plays - good for an average of 1.3 yard per play. In fact, the Irish forced eight three-and-outs on defense in 12 opponent drives.

► Pittsburgh did not convert a first down until the 11:50 of the second quarter.

► The Panthers had 11 possessions in regulation. Notre Dame forced Pittsburgh into a trio of three-and-outs before overtime. The Irish have now forced nine three-and-outs in their opponents last 20 drives in regulation.

► Simply put, Notre Dame registered its top defensive game in recent memory at Washington. The Irish limited the Huskies to only 124 total yards on 48 offensive plays (only 2.6 yards per play) -- all Notre Dame bests since head coach Charlie Weis arrived in South Bend in 2005. In fact, the 124 total yards were the fewest for an Irish opponent since Rutgers managed only 43 in a 62-0 Notre Dame victory on Nov. 23, 1996.

► The Irish forced the Huskies to punt on each of their first nine possessions. Washington's longest drive of the game (prior its final drive of the game) went for 14 yards. The Huskies did have a nine play drive that managed just nine yards.

► Notre Dame forced Washington into six three and outs over its first nine drives.

► Prior to that final Huskies' drive, in which they marched 69 yards on 10 plays against Notre Dame's third-team defense to avoid their first home shutout since 1976, Washington had only 55 total yards on 38 plays. The Huskies had not been held below 100 yards of total offense in nearly 60 years.

► Notre Dame held Washington to plays of two yards or less 30 times over its 48 plays. Notre Dame did not allow a play of longer than eight yards prior to that final drive. Washington finished the game with eight plays of over eight yards and five came on that final meaningless drive.

► While the Irish did not force a turnover, they did register four sacks against Washington. Notre Dame managed just one sack over its first four games, but the Irish have totaled 12 in their last four games.

► Notre Dame also limited the Huskies to just nine first downs, but five came on that final drive. The nine first downs allowed are the fewest under Weis and fewest by an Irish opponent since Pittsburgh managed just nine in a Notre Dame 20-14 victory on Oct. 11, 2003.

► Washington could only muster 26 yards rushing on 23 carries, just 1.1 yards per carry. The 26 yards rushing are the fewest for an Irish foe since UCLA had 26 in last season's meeting. Notre Dame did not allow a rush of longer than eight yards all game.

**STEPPING UP ON THE SHORT FIELD**

► Notre Dame defense held Boston College to a field goal in the first half, despite the fact the Eagles started three of their first four drives in Irish territory. On the three drives that began on the Notre Dame half of the field, Boston College failed to score.

► The Eagles eventually benefitted from a total of five drives that began inside Irish territory, but Notre Dame limited them to only one touchdown.

► Notre Dame's opposition has started 15 different drives this season in Irish territory. The Irish defense has limited their opponent to just six scores (five touchdowns, one field goal) on those 15 possessions. In fact, Notre Dame has allowed just 10 points (touchdown, field goal) on its opponents last seven drives that began inside the Irish 50-yard line.

**IRISH MOVING THE BALL UP AND DOWN THE FIELD**

- Prior to last weekend's surprising performance against Boston College, Notre Dame's offense had grown up so-to-speak over the previous five games. The Irish had eclipsed 430 yards of total offense four times and averaged 444.6 yards per game in the stretch.
- Notre Dame gained 459 yards of total offense against Washington. The Irish have surpassed the 450-yard barrier in total yards in three of the last five weeks. In fact, Notre Dame had 430+ total yards over four consecutive games (Purdue, Stanford, North Carolina and Washington).
- Notre Dame had not surpassed 430 yards of total offense in four straight games since 1995 when the Irish had 502 (Sept. 9 at Purdue), 493 (Sept. 16 vs. Vanderbilt), 511 (Sept. 23 vs. Texas) and 447 (Sept. 30 at Ohio State).
- Notre Dame totaled 472 yards in the loss against North Carolina. It was the second-most total yards for the Irish this season and most since the Irish racked up 476 against Purdue earlier in the year.

**MORE, MORE BIG PLAYS**

- Sophomore QB **Jimmy Clausen** completed just one pass of over 20 yards last week against Boston College.
- Clausen now has 32 completions of over 20 yards on the season. He connected on just 13 in 10 games as a freshman a year ago.
- The Irish had six passing plays of at least 30 yards in the entire 2007 season. Not only does sophomore WR **Golden Tate** have more by himself (10), but Notre Dame has 18 as team though nine games.
- Sophomore WR **Golden Tate** had a 42-yard punt return with 3:54 left in the 3rd quarter, the longest of the season for both Tate and the Irish. It was the longest punt return for a Notre Dame player since Tom Zbikowski had a 60-yard punt return in the victory over Stanford in the 2007 season finale.

**YOUNG PUPS**

- The Irish started five freshmen against Boston College, a season-high. On offense, Notre Dame started with WR **Michael Floyd** (8th start), TE **Kyle Rudolph** (9th), and OG **Trevor Robinson** (1st). On the defensive side, DE **Ethan Johnson** (3rd start) and LB **Darius Fleming** (2nd) got the nod.
- The five freshmen starters are the most for the Irish since six rookies were in the starting lineup in the 2007 season finale at Stanford.
- Robinson became just the fifth freshman to start a game on the Irish offensive line at any point, joining an elite club that includes teammate junior OT Sam Young (the entire 2006 season), Ryan Harris (final eight games of 2003), Brad Williams (vs. Navy and Boston College in 1996) and Mike Rosenthal (vs. Ohio State, USC and Air Force in 1995).
- Notre Dame's freshman duo of WR **Michael Floyd** and TE **Kyle Rudolph** each established school records for receptions by first year players at their respective positions. Floyd's total is also a record for any position.
- Floyd not only holds the rookie records for receptions and receiving touchdowns, but he also surpassed Tony Hunter's previous school record (690) for receiving yards by a freshman.
- Notre Dame played a total of nine true freshmen and 13 sophomores in the game against Pittsburgh.
- The Irish played 53 different players against the Panthers and 22 have at least two years of eligibility remaining after this season.
- The Irish have scored 28 touchdowns already this season and 23 have come from either freshmen or sophomores, including all three scores in today's game. The only touchdowns scored this season by upper classmen were junior RB **James Aldridge** (3) and senior WR **David Grimes** (2).
- The 23 of 28 touchdowns by underclassmen does not include sophomore QB **Jimmy Clausen**, who has tossed 18 touchdown passes this season.
- Notre Dame not only started two freshmen against Washington, but also played a total of nine true freshmen in the game, including the first career appearance for TE **Joseph Fauria**.

**Irish In The NFL**

**AFC**

Pos	Player	Team
S	Tom Zbikowski	Baltimore Ravens
LB	Corey Mays	Cincinnati Bengals
S	Chinedum Ndukwe	Cincinnati Bengals
C	Dan Santucci^	Cincinnati Bengals
QB	Brady Quinn	Cleveland Browns
T	Ryan Harris	Denver Broncos
DE	Anthony Weaver	Houston Texans
RB	Darius Walker*	Houston Texans
G	Dan Stevenson^	Houston Texans
P	Hunter Smith	Indianapolis Colts
DT	Derek Landri	Jacksonville Jaguars
TE	Anthony Fasano	Miami Dolphins
OL	Mark LeVoi	New England Patriots
CB	Mike Richardson*	New England Patriots
C	Sean Mahan	Pittsburgh Steelers
P/K	Craig Hentrich	Tennessee Titans

**NFC**

Pos	Player	Team
DE	Bertrand Berry	Arizona Cardinals
G/T	Mike Gandy	Arizona Cardinals
TE	John Owens	Detroit Lions
RB	Ryan Grant	Green Bay Packers
LS	J. J. Jansen^	Green Bay Packers
C	John Sullivan	Minnesota Vikings
K	John Carney	New York Giants
DE	Justin Tuck	New York Giants
DE	Rinaldo Wynn	New York Giants
DE	Victor Abiamiri	Philadelphia Eagles
DT	Trevor Laws	Philadelphia Eagles
WR	Arnaz Battle	San Francisco 49ers
CB	Allen Rossum	San Francisco 49ers
TE	John Carlson	Seattle Seahawks
RB	Julius Jones	Seattle Seahawks
C	Jeff Faine	Tampa Bay Buccaneers
WR	Maurice Stovall	Tampa Bay Buccaneers

\* - practice squad  
^ - injured reserve

**Career Starts By Position**

**—OFFENSE—**

WR	LT	LG	C	RG	RT	TE	WR	QB	FB	HB
Grimes (20)	Young (10)	Turkovich (12)	Wenger (11)	Stewart (8)	Young (24)	Rudolph (9)	Kamara (12)	Clausen (18)	Schwapp (10)	Allen (10)
Tate (8)	Turkovich (9)	Olsen (9)		Olsen (6)	Duncan (10)	Yeatman (6)	West (7)	Sharpley (2)		Aldridge (5)
Floyd (8)	Duncan (2)			Wenger (3)			Parris (4)			Hughes (3)
				Robinson (1)						

**—DEFENSE—**

DE	NT/DT	DE	OLB	ILB	ILB	OLB	CB	SS	FS	CB
Brown, J. (12)	Kuntz (16)	Ryan (5)	Ryan (11)	Crum (44)	Smith, B. (5)	Smith, B. (6)	McNeil (10)	McCarthy (9)	Bruton (20)	Lambert (31)
Fleming (1)	Williams (6)	Kuntz (3)	Neal (11)		Smith, T. (2)	Smith, H. (4)		Smith, H. (2)	Brown, S. (4)	
Neal (1)		Johnson (3)	Fleming (1)		Quinn (1)			Herring (1)	McCarthy (1)	

**Eye On Notre Dame  
Career Records**

**Pass Attempts - Career**

1. Brady Quinn .....	1602 (2003-06)
2. Ron Powlus .....	969 (1994-97)
3. Steve Beuerlein .....	850 (1983-86)
4. Rick Mirer .....	698 (1989-92)
5. Blair Kiel .....	609 (1980-83)
6. <b>Jimmy Clausen</b> .....	<b>580 (2007-)</b>
7. Terry Hanratty .....	550 (1966-68)
8. Jarious Jackson .....	536 (1996-99)
9. Joe Montana .....	515 (1975-78)
10. Joe Theismann .....	509 (1968-70)

**Pass Attempts per Game - Career**

1. Brady Quinn .....	32.7 (1602/49), 2003-06
2. <b>Jimmy Clausen</b> .....	<b>30.5 (580/19), 2007-</b>
3. Ron Powlus .....	22.0 (964/44), 1994-97
4. Terry Hanratty .....	21.2 (550/26), 1966-68

**Completions - Career**

1. Brady Quinn .....	929 (2003-06)
2. Ron Powlus .....	558 (1994-97)
3. Steve Beuerlein .....	473 (1983-86)
4. Rick Mirer .....	377 (1989-92)
5. <b>Jimmy Clausen</b> .....	<b>336 (2007-)</b>
6. Jarious Jackson .....	306 (1996-99)
7. Terry Hanratty .....	304 (1966-68)
8. Blair Kiel .....	297 (1980-83)
9. Joe Theismann .....	290 (1968-70)
10. Joe Montana .....	268 (1975-78)

**Consecutive Passes Without INT - Multiple Games (Same Season)**

1. Brady Quinn .....	226 .....Michigan State 2006 - Army 2006
2. <b>Jimmy Clausen</b> .....	<b>132</b> <b>Michigan State 2008 - North Carolina 2008</b>
3. Brady Quinn .....	130 .....USC 2005 - Navy 2005
4. Carlyle Holiday .....	126 .....Pittsburgh 2002 - Rutgers 2002

**Pass Completions per Game - Career**

1. Brady Quinn .....	19.0 (929/49), 2003-06
2. <b>Jimmy Clausen</b> .....	<b>17.7 (336/19), 2007-</b>
3. Ron Powlus .....	12.6 (558/44), 1994-97
4. Terry Hanratty .....	11.7 (304/26), 1966-68

**Completion Percentage - Career (min 150 att.)**

1. Kevin McDougal .....	62.2 (1990-93)
2. Brady Quinn .....	58.0 (2003-06)
3. <b>Jimmy Clausen</b> .....	<b>57.9 (2007-)</b>
4. Ron Powlus .....	57.5 (1994-97)
5. Jarious Jackson .....	57.1 (1996-99)
6. Joe Theismann .....	56.9 (1968-70)
7. Steve Beuerlein .....	55.6 (1983-86)

**Passing Yards per Game - Career**

1. Brady Quinn .....	240.0 (2003-06)
2. <b>Jimmy Clausen</b> .....	<b>188.6 (2007-)</b>
3. Ron Powlus .....	172.7 (1994-97)
4. Terry Hanratty .....	159.7 (1966-68)
5. Steve Beuerlein .....	155.4 (1983-86)
6. Joe Montana .....	152.6 (1975-78)
7. Joe Theismann .....	152.1 (1968-70)

**TERRITORIAL DOMINANCE**

- ▶ Washington ran 26 plays in the first half and not one inside the Irish 50-yard line. By contrast, 27 of Notre Dame's 42 plays were run inside Huskies' territory.
- ▶ Notre Dame's average drive start was its own 43-yard line, while Washington's was its own 20. When you take into consideration each team had six first half possessions, the Irish had an advantage of 138 hidden yards.
- ▶ Washington did not enter the Irish territory until 5:50 to go in the game.
- ▶ Washington ran a total of 48 plays in the game. Notre Dame ran a total of 49 plays in Washington territory alone.

**TURNOVERS**

- ▶ Notre Dame's turnover difficulties continued last week in the loss at Boston College. The Irish turned it over five different times (four interceptions and a fumble). That does not include a block punt that led to the Eagles only offensive touchdown.
- ▶ The Irish were minus-five in turnover margin against Boston College, which was the identical spread Notre Dame found itself against North Carolina earlier this season. Notre Dame has registered a minus-five effort in the turnover department just three times since the start of the 2002 season and two have come in the last four games.
- ▶ The Irish have a minus-13 turnover margin in their four games away from Notre Dame Stadium. Notre Dame has forced just one turnover (Michigan State), while the Irish have committed 14 turnovers along the way, including a pair of five turnover games (Boston College and North Carolina).
- ▶ Notre Dame forced four Stanford turnovers in its victory on Oct. 4. Over their last four games, the Irish have forced three turnovers and all three came against Pittsburgh. Notre Dame has not forced a single turnover in three of the four games, including last week at Boston College. The last time Notre Dame failed to force a single turnover three times in a four-game span --- Nov. 3 (Navy), Nov. 10 (at Tennessee) and Nov. 17 (Penn State) of 1990.
- ▶ After failing to record a turnover in two games against Washington and North Carolina, Notre Dame picked off three passes against Pittsburgh. The Irish had a +3 advantage in turnover margin. In fact, Notre Dame had not lost a game when owning a +3 advantage in the turnover department since Sept. 4, 1999 when the Irish lost at Michigan, 26-22.

- ▶ Notre Dame did not force a turnover in the victory over Washington and did not force one in consecutive games (also included the North Carolina game). The Irish had not gone back-to-back games without forcing a turnover since meetings with North Carolina and Air Force in 2006 -- a span of 20 games. Prior to this season's matchup with the Tar Heels, Notre Dame had recorded seven interceptions and recovered seven fumbles in its first five games which ranked sixth-best in the NCAA FBS of schools that had played an equal number of games.
- ▶ Notre Dame entered the game against North Carolina with a +5 advantage in turnover margin and ranked tied for 20th in the NCAA FBS. In fact, Notre Dame had gone the two previous games (Purdue and Stanford) without committing a single turnover. The Irish had not gone two straight games without a turnover since the 2006 season when ironically enough Notre Dame went without turnovers in victories over the Boilermakers and Cardinal.
- ▶ Freshman RB **Jonas Gray** mishandled a kickoff in the waning seconds of the first half against North Carolina. The Irish had run 203 offensive plays since their last turnover -- a fumble by freshman WR **Michael Floyd** in the third quarter against Michigan State.
- ▶ Notre Dame would commit four turnovers over its next 43 plays in the second half against the Tar Heels.
- ▶ The Irish committed five turnovers (two interceptions, three fumbles) against the Tar Heels, while North Carolina failed to commit one. The minus-five in turnover margin is the largest for Notre Dame in a game this season and largest turnover margin since Nov 2, 2002 in a 14-7 loss against Boston College.

**NO RUNNING BACKS**

Notre Dame opened the game against North Carolina with four wide receivers, one tight end and no running backs. The Irish had not opened five wide, no running backs, since Oct. 22, 2005 against BYU (just the second time under Weis and more than likely in Notre Dame school history). Notre Dame also opened that game with four WRs and one tight end. Brady Quinn proceeded to throw for 467 yards and a school record six touchdown passes that afternoon. Sophomore QB **Jimmy Clausen** set career-highs in completions (31), attempts (48) and yards (383) in the loss to the Tar Heels.

**SPREADING THE WEALTH**

- ▶ Sophomore QB **Jimmy Clausen** completed passes to six different receivers in the first half alone against North Carolina, including four different receivers for multiple receptions. Clausen completed a pass to a seventh different receiver in the second half.
- ▶ Clausen completed passes to six different receivers in the victory over Washington (junior backup QB **Evan Sharpley** completed a pass to a seventh in the fourth quarter). Clausen has now hooked up with at least six different receivers in each of the last five games. In fact, Clausen has connected with at least seven receivers in four of Notre Dames nine games, including a season-high eight against San Diego State.



**CHARLIE AND THE IRISH OFFENSIVE FACTORY**

► Fourth-year head coach Charlie Weis came to Notre Dame with a tremendous reputation as one of the premier offensive minds in all of the NFL. The Irish saw immediate results in 2005, setting 11 school records, including passing yards (3,963), touchdown passes (32, bested in 2007), total offense yards (5,728) and total points (440). Notre Dame has surpassed the 40-point barrier on 11 different occasions in Weis' 46 games as head coach. Prior to his arrival, Notre Dame had eclipsed 40 points just nine times in its previous 97 contests. In addition, the Irish had 83 separate 100-yard receiving games over its first 116 seasons of football, but Notre Dame has had 27 the past four years under Weis. To put those numbers in perspective, Notre Dame averaged a 100-yard receiving effort every 13 games. Under Weis, the Irish is recording a 100-yard receiving effort every other game.

► Freshman WR **Michael Floyd** and sophomore WR **Golden Tate** each surpassed 100 yards receiving against Pittsburgh. They are the first Irish tandem to eclipse 100 yards receiving in the same game since Jeff Samardzija and John Carlson both eclipsed the century mark against Michigan State in 2006.

► Notre Dame has recorded seven 100-yard receiving games from the wideout tandem of Floyd and Tate this season. The Irish had just one such game in 2007 (Tate against Purdue). Notre Dame had 19 combined in 2005 and 2006.

**THIRD DOWN CONVERSIONS**

► Over its last three games entering Boston College, Notre Dame had made major improvements on third down. The Irish had converted 46.9% (23-of-49) on third down. Notre Dame had converted just 33.8% (22-of-65) over its first five games.

► However, Notre Dame struggled on third down in the loss to the Eagles. The Irish converted just 5-of-15 (33.3%) last week.

Notre Dame's defense continued its strong play on third down last week against Boston College. The Irish limited the Eagles to just 3-of-14 (21.4%). Notre Dame now ranks tied for 28th in the NCAA FBA in opponents' third down conversion percentage (33.9).

► Notre Dame entered the North Carolina game converting on just 33.8% (22-of-65) on third down this season. The Irish proceeded to convert 6-of-8 on third down in the opening 30 minutes. In fact, North Carolina had allowed just 35.4% (28-of-79) on third down prior to the game. Notre Dame limited the Tar Heels to just 2-of-7 in the first half.

► The Irish finished the game against North Carolina 10-of-16 on third down conversions which is the most third down conversions by the Irish in the Weis era.

**SUPER SOPHOMORES**

► Notre Dame's 2007 recruiting class, which was widely considered one of the top classes in the country, experienced serious growing pains a year ago, but from the early returns from 2008 the experience was rewarding.

► The Irish have scored 28 touchdowns in 2008 and 13 have come from sophomores. WR **Golden Tate** is second on the Irish with six touchdowns. RB **Armando Allen** has scored three touchdowns, while RB **Robert Hughes** has a pair. WR **Duval Kamara** and LB **Brian Smith** each have one touchdown. When you toss in freshman WR **Michael Floyd**, freshman TE **Kyle Rudolph** and freshman DB **Robert Blanton**, a first or second year player has scored 23 of Notre Dame's 28 touchdowns.

► Sophomore **Jimmy Clausen** has thrown 18 touchdown passes.

► The top two running backs are both sophomores.

► Tate leads the Irish in receiving yards (742), second in receptions (43) and second in total touchdowns (6). He also ranks second in receiving touchdowns with five.

► Allen leads the Irish in rushing yards (457), yards per rush (4.5, among backs with at least 10 carries) and tied for second in rushing touchdowns (2).

► Four of the top six players in scoring and six of the top 11 are all sophomores (three others are freshman).

► The top three players in total offense and five of the top seven are sophomores.

► The top two players and three of the top four in all-purpose yards are sophomores.

► Two of the top six and five of the top 16 tacklers on the Irish squad are sophomores (and three others are freshmen).

**ONLY THE BIG BOYS**

Notre Dame is one of just five NCAA Division I-A programs that has never faced a non-Division I-A opponent since the current division setup was established in 1978 (the division's names have undergone a change this year, but the setup is still the same). The four remaining schools that have yet to play a non-Division I-A opponent since the advent of the current format are Michigan State, USC, UCLA and Washington.

**Eye On Notre Dame  
Career Records**

**Passing Touchdown Passes - Career**

1. Brady Quinn .....	95 (2003-06)
2. Ron Powlus .....	52 (1994-97)
3. Rick Mirer .....	41 (1989-92)
4. Jarious Jackson .....	34 (1996-99)
5. Joe Theismann.....	31 (1968-70)
6. Angelo Bertelli.....	28 (1941-43)
7. Terry Hanratty .....	27 (1966-68)
Steve Beuerlein.....	27 (1983-86)
9. Bob Williams .....	26 (1948-50)
10. <b>Jimmy Clausen</b> .....	<b>25 (2007-)</b>

**Lowest INT Percentage - Career**

1. Brady Quinn .....	2.43 (39 of 1602), 2003-06
2. Ron Powlus .....	2.78 (27 of 969), 1994-97
3. Carlyle Holiday .....	2.99 (12 of 401), 2001-04
4. <b>Jimmy Clausen</b> .....	<b>3.28 (19 of 580), 2007-</b>
5. Rick Mirer .....	3.29 (23 of 698), 1989-92
6. Kevin McDougal.....	3.33 (6 of 180), 1990-93
7. Jarious Jackson .....	3.91 (21 of 536), 1996-99

**Games with 100 Yards - Career**

1. Tom Gatewood .....	13 (1969-71)
2. Derrick Mayes .....	9 (1992-95)
Jeff Samardzija .....	9 (2003-06)
4. Maurice Stovall.....	7 (2002-05)
Jim Seymour.....	6 (1966-68)
Tim Brown .....	6 (1984-87)
7. Rhema McKnight .....	5 (2002-06)
8. <b>Michael Floyd</b> .....	<b>4 (2008-)</b>
<b>Golden Tate</b> .....	<b>4 (2007-)</b>
Jack Snow .....	4 (1962-64)
Tony Smith .....	4 (1989-91)
Malcolm Johnson .....	4 (1995-98)

**Receiving Yards per Game - Career**

1. Jim Seymour .....	81.3 (1966-68)
2. <b>Michael Floyd</b> .....	<b>78.0 (2008-)</b>
3. Tom Gatewood .....	76.1 (1969-71)

**Receptions - Career (Running Back)**

1. Darius Walker .....	109 (2004-06)
2. Allen Pinkett.....	73 (1982-85)
3. Bob Gladioux.....	72 (1966-68)
Joseph Heap.....	71 (1951-54)
5. Mark Green.....	61 (1985-88)
6. <b>Armando Allen</b> .....	<b>59 (2007-)</b>
7. Autry Denson.....	53 (1995-98)
8. Jim Morse .....	52 (1954-56)
9. Marc Edwards.....	46 (1993-96)
10. Nick Eddy .....	44 (1964-66)

**Total Offense Yards per Game - Career**

1. Brady Quinn .....	243.8 (2003-06)
2. Joe Theismann .....	187.3 (1968-70)
3. Terry Hanratty .....	182.2 (1966-68)
4. <b>Jimmy Clausen</b> .....	<b>177.3 (2007-)</b>
5. Rick Mirer .....	159.3 (1989-92)
6. Steve Beuerlein .....	153.8 (1983-86)

**Tackles - Career**

1. Bob Crable .....	521 (1978-81)
2. Bob Golic .....	479 (1975-78)
3. Steve Heimkreiter .....	398 (1975-78)
4. Bob Olson .....	369 (1967-69)
5. Tony Furjanic.....	361 (1982-85)
6. Mike Kovaleski .....	353 (1983-86)
7. Ross Browner.....	340 (1973, 1975-77)
8. Tom Zbikowski .....	300 (2004-07)
9. Brandon Hoyte .....	297 (2002-05)
10. Greg Collins.....	295 (1972-74)
-- <b>Maurice Crum, Jr.</b> .....	<b>290 (2007-)</b>

**Eye On Notre Dame  
Career Records**

**Tackles - Career - Defensive Backs**

1. Tom Zbikowski (2004-07).....	300
2. Jim Browner (1976-78).....	228
3. A'Jani Sanders (1996-99).....	225
4. Brian Magee (1992-95).....	206
5. Deke Cooper (1997-99).....	203
6. <b>David Bruton (2005-)</b> .....	<b>193</b>
7. Jeff Burris (1991-93).....	189
8. Stacey Toran (1980-83).....	184
John Covington (1990-93).....	184
10. Steve Lawrence (1983-86).....	182

**Kickoff Returns - Career**

1. Julius Jones.....	72-1678 (1999-2001, '03)
2. Tim Brown.....	69-1613 (1984-87)
3. <b>Armando Allen</b> .....	<b>50-1079 (2007-)</b>
4. Jim Stone.....	49-1079 (1977-80)
5. Vontez Duff.....	47-1230 (2000-03)
Tony Driver.....	47-1083 (1997-2000)
7. Raghieb Ismail.....	46-1271 (1988-90)
8. Terry Eurick.....	32-739 (1974-77)

**Kickoff Return Yards - Career**

1. Julius Jones.....	72-1678 (1999-2001, '03)
2. Tim Brown.....	69-1613 (1984-87)
3. Raghieb Ismail.....	46-1271 (1988-90)
4. Vontez Duff.....	47-1230 (2000-03)
5. Tony Driver.....	47-1083 (1997-2000)
6. Jim Stone.....	49-1079 (1977-80)
<b>Armando Allen</b> .....	<b>50-1079 (2007-)</b>
8. Allen Rossum.....	29-891 (1994-97)
9. Emmett Mosley.....	30-778 (1993-96)
Clint Johnson.....	27-778 (1990-93)

**NOT THAT FAR OFF FROM 2006**

► One can draw quite a comparison between the 2008 Notre Dame team through its first nine games, statistically, to the 2006 club at the same point of the season.

► The numbers are quite similar, but what is not similar is the experience and maturity of the respective starting lineups. For instance, 18 of the 22 starters from 2006 were either seniors or fifth-year seniors. This season, just eight of the 22 starters are seniors or fifth-year seniors. In fact, 12 of those starters will have two full years of eligibility after this season ends.

► The 2006 Notre Dame squad featured an offense that included a senior QB in **Brady Quinn**, a junior RB in **Darius Walker**, a fifth-year senior WR in **Rhema McKnight**, a senior WR in **Jeff Samardzija**, a senior TE in **John Carlson** and an offensive line that benefitted from four more seniors in **G Bob Morton**, **C John Sullivan**, **G Dan Santucci** and **T Ryan Harris**. Quinn, Walker, Carlson, Sullivan, Santucci and Harris are all currently on NFL rosters. McKnight and Samardzija (who turned down a NFL career for a MLB career) rank as the top-two receivers in school history.

► Interestingly enough, the 2008 Irish offensive unit, which includes just two seniors and eight players with at least two years of eligibility following this season, matches up quite well to that experienced group that ranked as one of the top offensive teams in school history.

Category	2006	2008
Points	285	219
Points Per Game	31.7	24.3
First Downs	200	183
Rushing Yards	964	1,040
Average Per Rush	3.2	3.5
Average Per Game	107.1	115.6
Passing Yards	2,586	2,335
Att-Comp-INT	342-217-4	337-199-13
Completion Percentage	63.5	59.1
Average Per Pass	7.6	6.9
Average Per Catch	11.9	11.7
Average Per Game	287.3	259.4
TD Passes	25	18
Total Offense	3,550	3,375
Average Per Play	5.5	5.3
Average Per Game	394.4	375.0
Third Down Conversions	46/126	50/129
Third Down Percentage	36.5	38.8
Sacks Allowed	24	13

► Beyond age and experience, the most obvious difference between the two squads lies in turnovers.

Category	2006	2008
Interceptions	4	13
Fumbles Lost	5	7
Total Turnovers	9	20

► That comparable trend carries over to the other side of the ball as well. The 2006 Notre Dame defense, which included NFL second-round draft picks **Trevor Laws** and **Victor Abiamiri**, third-round selection **Tom Zbikowski**, fifth-round choice **Derek Landri**, sixth-round pick **Mike Richardson** and seventh-round choice **Chinedum Ndukwe** (all of whom were seniors or fifth-year seniors at the time).

► While the 2008 edition does include a pair of fifth-year seniors, **Maurice Crum, Jr.** and **Terrail Lambert**, as well as seniors **David Bruton** and **Pat Kuntz** (who will each exhaust his eligibility after the 2008 season), but the remaining seven starters include senior **Kyle McCarthy** (who has another year remaining), two juniors and four sophomores.

Category	2006	2008
Scoring Defense	22.1	20.4
First Downs Allowed	153	159
Rush Defense	1,137	1,189
Average Per Rush	3.8	4.0
Average Per Game	126.3	132.1
Pass Defense	1,750	1,733
Att-Comp-INT	237-127-6	305-160-10
Completion Percentage	53.6	52.5
Average Per Pass	7.4	5.7
Average Per Catch	13.8	10.8
Average Per Game	194.4	192.6
TD Passes	16	9
Total Offense	2,887	2,922
Average Per Play	5.3	4.9
Average Per Game	320.8	324.7
Fumbles Forced-Lost	10-6	11-7
Turnovers Forced	12	17

**NOTRE DAME AWAY FROM THE FRIENDLY CONFINES**

► Notre Dame opened its home schedule with four consecutive wins before a loss to Pittsburgh. The Irish, though, dropped their first two road games this season before picking up a victory two weeks ago at Washington. Notre Dame lost another road game last week at Boston College  
 ► Here are a couple of interesting Irish stats in both home and road games:

Category	Home	Away
Points	155	64
Points Allowed	108	76
Points Per Game	31.0	16.0
Points Allowed Per Game	21.6	19.0
First Downs	97	86
First Downs Allowed	100	59
Rushing Yards	617	423
Average Per Rush	3.5	3.5
Average Per Game	123.4	105.8
Rushing Yards Allowed	672	517
Average Per Rush Allowed	4.3	3.6
Average Per Game Allowed	134.4	129.2
Passing Yards	1,277	1,058
Att-Comp-INT	174-103-4	163-96-9
Completion Percentage	59.2	58.9
Average Per Pass	7.3	6.5
Average Per Catch	12.4	11.0
Average Per Game	255.4	264.5
TD Passes	14	4
Passing Yards Allowed	1,212	521
Att-Comp-INT	200-110-10	105-50-0
Completion Percentage Allowed	55.0	47.6
Average Per Pass Allowed	6.1	5.0
Average Per Catch Allowed	11.0	10.4
Average Per Game Allowed	242.4	130.2
TD Passes Allowed	7	2
Total Offense	1,894	1,481
Average Per Play	5.4	5.2
Average Per Game	378.8	370.2
Total Offense Allowed	1,884	1038
Average Per Play Allowed	5.3	4.3
Average Per Game Allowed	376.8	259.5
Third Down Conversions	23/71	27/58
Third Down Percentage	32.4	46.6
Opp. Third Down Conversions	22/68	20/56
Opp. Third Down Percentage	32.3	35.7
Sacks Allowed	3	10
Sacks	8	5

► Notre Dame is 1-3 on the road this season, despite a defense that has allowed just 259.5 yards per game. The Irish are also limiting their opponents to just over 130 yards per game in the air and 47.6% completion percentage.  
 ► Notre Dame's problem has been simple. Turnovers. The Irish have turned it over 14 times in their four road games, while forcing just one turnover.  
 ► Notre Dame is 11-7 on the road in Charlie Weis' four-year tenure at Notre Dame. In the eight years prior to Weis arrival, the Irish were just 14-22 (389) in road contests. In fact, Notre Dame recorded only 12 road victories in the previous seven years (1998-2004).

**NOTRE DAME WINNING TIME-OF-POSSESSION BATTLE**

While Notre Dame's offense has been piling up the yardage this season (averaging 375.0 yards per game), it also has won the time of possession battle in five of nine games this season. Not too much surprise, three of the four times the Irish have not held an advantage in time of possession came in losses (Michigan State, Pittsburgh and Boston College). Overall, Notre Dame averages 31:12 minutes per game with the ball, compared to 28:48 for its opponents. Here is a game-by-game breakdown:

Game	Notre Dame	Opponent
San Diego State	30:52	29:08
Michigan	27:48	32:12
at Michigan State	26:15	33:45
Purdue	35:26	24:34
Stanford	33:20	26:40
at North Carolina	33:05	26:55
at Washington	37:28	22:32
Pittsburgh	28:44	31:16
at Boston College	27:53	32:07

**Eye On Notre Dame  
Season Records**

**Pass Attempts - Season**

1. Brady Quinn .....467 (2006)
2. Brady Quinn .....450 (2005)
3. Brady Quinn .....353 (2004)
4. **Jimmy Clausen.....335 (2008)**
5. Brady Quinn .....332 (2003)
6. Jarious Jackson .....316 (1999)
7. Ron Powlus .....298 (1997)
8. Joe Theismann .....268 (1970)
9. Joe Montana .....260 (1978)
10. Steve Beuerlein .....259 (1986)

**Pass Attempts per Game - Season**

1. Brady Quinn .....37.5 (450/12), 2005
2. **Jimmy Clausen.....37.2 (335/9), 2008**
3. Brady Quinn .....35.9 (467/13), 2006
4. Brady Quinn .....29.4 (353/12), 2004
5. Terry Hanratty .....28.1 (197/7), 1968
6. Brady Quinn .....27.6 (332/12), 2003

**Pass Completions - Season**

1. Brady Quinn .....292 (2005)
2. Brady Quinn .....289 (2006)
3. **Jimmy Clausen.....198 (2008)**
4. Brady Quinn .....191 (2004)
5. Jarious Jackson .....184 (1999)
6. Ron Powlus .....182 (1997)
7. Brady Quinn .....157 (2003)
8. Joe Theismann .....155 (1970)
9. Steve Beuerlein .....151 (1986)
10. Joe Montana .....141 (1978)

**Pass Completions per Game - Season**

1. Brady Quinn .....24.3 (292/12), 2005
2. Brady Quinn .....22.2 (289/13), 2006
3. **Jimmy Clausen.....22.0 (198/9), 2008**
4. Terry Hanratty .....16.6 (116/7), 1968

**Completion Percentage - Season (min 100 att.)**

1. Brady Quinn .....64.9 (2005)
2. Brady Quinn .....61.9 (2006)
3. Kevin McDougal .....61.6 (1993)
4. Ron Powlus.....61.1 (1997)
5. Steve Beuerlein .....60.3 (1984)
6. Jarious Jackson.....59.2 (1999)
7. **Jimmy Clausen .....59.1 (2008)**

**Passing Yards - Season**

1. Brady Quinn .....3919 (2005)
2. Brady Quinn .....3426 (2006)
3. Jarious Jackson .....2753 (1999)
4. Brady Quinn .....2586 (2004)
5. Joe Theismann .....2529 (1970)
6. **Jimmy Clausen.....2329 (2008)**
7. Steve Beuerlein .....2211 (1986)
8. Rick Mirer.....2117 (1991)
9. Ron Powlus .....2078 (1997)
10. John Huarte .....2062 (1964)

**Passing Yards per Game - Season**

1. Brady Quinn .....326.6 (2005)
2. Brady Quinn .....263.5 (2006)
3. **Jimmy Clausen .....258.8 (2008)**
4. Joe Theismann .....242.9 (1970)
5. Jarious Jackson.....229.4 (1999)
6. Brady Quinn .....215.5 (2004)
7. Terry Hanratty .....209.4 (1968)
8. Steve Beuerlein .....201.0 (1986)

**Eye On Notre Dame  
Season Records**

**Passing Touchdown Passes - Season**

1. Brady Quinn .....	37 (2006)
2. Brady Quinn .....	32 (2005)
3. Ron Powlius .....	19 (1994)
4. <b>Jimmy Clausen</b> .....	<b>18 (2008)</b>
Rick Mirer .....	18 (1991)
6. Jarious Jackson .....	17 (1999)
Brady Quinn .....	17 (2004)
8. Bob Williams .....	16 (1949)
John Huarte .....	16 (1964)
Joe Theismann .....	16 (1970)

**Receptions - Season (Running Back)**

1. Darius Walker .....	56 (2006)
2. Darius Walker .....	43 (2005)
3. Bob Gladieux .....	37 (1968)
4. <b>Armando Allen</b> .....	<b>35 (2008)</b>
5. Autry Denson .....	30 (1997)
6. Joseph Heap .....	29 (1952)
7. Allen Pinkett .....	28 (1983)
8. Marc Edwards .....	25 (1995)
9. Mark Green .....	25 (1986)
10. <b>Armando Allen</b> .....	<b>24 (2007)</b>

**Games with 100 Receiving Yards - Season**

1. Tom Gatewood .....	8 (1970)
2. Maurice Stovall .....	6 (2005)
3. Jeff Samardzija .....	5 (2005)
4. <b>Michael Floyd</b> .....	<b>4 (2008)</b>
Jeff Samardzija .....	4 (2006)
Tom Gatewood .....	4 (1969)
7. <b>Golden Tate</b> .....	<b>3 (2008)</b>
Arnez Battle .....	3 (2002)
Derrick Mayes .....	3 (1994)
Derrick Mayes .....	3 (1995)
Rhema McKnight .....	3 (2006)

**Touchdown Receptions - Season**

1. Rhema McKnight .....	15 (2006)
Jeff Samardzija .....	15 (2005)
3. Jeff Samardzija .....	12 (2006)
4. Derrick Mayes .....	11 (1994)
Maurice Stovall .....	11 (2005)
6. Jack Snow .....	9 (1964)
7. Jim Seymour .....	8 (1966)
Tom Gatewood .....	8 (1969)
9. <b>Michael Floyd</b> .....	<b>7 (2008)</b>
Tom Gatewood .....	7 (1970)

**Total Offense Yards - Season**

1. Brady Quinn .....	4009 (2005)
2. Brady Quinn .....	3497 (2006)
3. Jarious Jackson .....	3217 (1999)
4. Joe Theismann .....	2813 (1970)
5. Brady Quinn .....	2582 (2004)
6. Rick Mirer .....	2423 (1991)
7. <b>Jimmy Clausen</b> .....	<b>2329 (2008)</b>
8. Steve Beuerlein .....	2246 (1986)
9. Joe Montana .....	2114 (1978)
10. John Huarte .....	2069 (1964)

**Total Offense Yards per Game - Season**

1. Brady Quinn .....	334.1 (2005)
2. Joe Theismann .....	281.3 (1970)
3. Brady Quinn .....	269.0 (2006)
4. Jarious Jackson .....	268.1 (1999)
5. <b>Jimmy Clausen</b> .....	<b>255.7 (2008)</b>
6. Terry Hanratty .....	249.3 (1968)
7. Brady Quinn .....	215.3 (2004)
8. Steve Beuerlein .....	204.2 (1986)

**QUITE AN EARLY TURNAROUND**

► Notre Dame opened the 2007 season with five straight losses for the first time in school history. The 2008 Irish opened the year at 4-1, nearly reversing that trend 180 degrees in one season. The four-game improvement over the first five games of a season is the greatest ever by a Notre Dame squad.

► In fact, it was the greatest turnaround through five games by an NCAA FBS school in 10 years since South Carolina opened the 2000 season with a 4-1 record. The Gamecocks were 0-5 after five games of the 1999 season.

► Interestingly enough, that 2000 South Carolina squad was under a second-year coach that underwent a similar type turnaround in South Bend. His name... Lou Holtz.

School (Years)	Record	Record	Improvement
<b>Notre Dame (2007-08)</b>	<b>0-5</b>	<b>4-1</b>	<b>+4</b>
South Carolina (1999-00)	0-5	4-1	+4

► Notre Dame now stands 5-4 on the season, which is still four-game improvement from the same point of the season in 2007 when the Irish were 1-8.

► Here is a quick look at how the 2008 Irish compare to the 2007 squad after each team had played eight games.

Category	2007	2008
Overall Record	1-8	5-4
Points	124	219
Points Per Game	13.8	24.3
First Downs	125	183
Rushing Yards	508	1,040
Average Per Rush	1.6	3.5
Average Per Game	65.4	115.6
Passing Yards	1,368	2,335
Att-Comp-INT	285-160-8	337-199-13
Completion Percentage	56.1	59.1
Average Per Pass	4.8	6.9
Average Per Catch	8.6	11.7
Average Per Game	152.0	259.4
TD Passes	6	18
Total Offense	1,876	3,375
Average Per Play	3.1	5.3
Average Per Game	208.4	375.0
Fumbles-Lost	20-10	16-7
Penalties-Yards	61-514	52-445
Third Down Conversions	42/147	50/129
Third Down Percentage	28.6	38.8
Sacks Allowed	45	13

**Notre Dame Coaching  
Staff Locations**



**Charlie Weis**  
Sidelines



**John Latina**  
Sidelines



**Jon Tenuta**  
Press Box



**Mike Haywood**  
Press Box



**Corwin Brown**  
Sidelines



**Rob Ianello**  
Sidelines



**Jappy Oliver**  
Sidelines



**Bernie Parmalee**  
Sidelines



**Brian Polian**  
Sidelines



**Ron Powlius**  
Sidelines



**Kevin Loney**  
Press Box



**Patrick Graham**  
Press Box

**NOTRE DAME'S OFFENSIVE IMPROVEMENT THE BEST IN THE NATION**

Entering this weekend's action, Notre Dame's 132.75 yards-per-game improvement for the Irish offense this season is rated tops in the nation, ahead of a list that includes Oklahoma, Penn State, Georgia and Utah. Here is a look at this year's top 20 most improved offenses:

Rank	School	2007	2008	Improvement
1.	Notre Dame	242.25	375.00	132.75
2.	Oklahoma	448.42	549.80	101.38
3.	Akron	311.67	397.89	86.22
4.	Louisiana Lafayette	407.08	479.56	72.48
5.	Pittsburgh	319.50	381.78	62.28
6.	Duke	271.08	332.44	61.36
7.	Georgia	375.62	436.80	61.18
8.	Rice	404.00	462.00	58.00
9.	Southern Mississippi	389.69	447.30	57.61
10.	Nevada	467.46	524.11	56.65

**WHAT A DIFFERENCE A YEAR MAKES**

- ▶ Notre Dame lost both meetings with Big Ten rivals Michigan and Purdue in 2007. The Irish were outscored 71-19 in those games, including a 38-0 shutout at the hands of the Wolverines.
- ▶ Notre Dame upended both Michigan and the Boilermakers this season. They outscored the two longtime rivals, 73-38, in the meetings.
- ▶ The 35-17 rebound victory over the Wolverines is the fifth-greatest turnaround from one season to the next against the same opponent.

**Georgia Tech**

1976	L, 14-23	
1977	W, 69-14	64 point difference

**Purdue**

1969	L, 14-28	
1970	W, 48-0	62 point difference

**Purdue**

1985	L, 17-35	
1986	W, 42-9	60 point difference

**Navy**

1963	L, 14-35	
1964	W, 40-0	61 point difference

**Michigan**

2007	L, 0-38	
2008	W, 35-17	56 point difference

**OPENERS AN INDICATOR?**

Notre Dame is now 100-15-5 in season openers, but have they been foretelling of the season ahead? Take a look:

- ▶ The 99 previous seasons Notre Dame has won its opener, the Irish went on to post winning records 91 times (91.9%), with four losing seasons and four .500 records.
- ▶ The 15 seasons Notre Dame lost its opener, the Irish posted winning records six times and a losing mark eight times (with one .500 season).
- ▶ The five seasons Notre Dame registered a tie in its opener, the Irish had four winning records and one losing record.

**COACHING IN THE CLUTCH**

Knut Rockne owns the best career winning percentage among Notre Dame coaches in games decided by seven or fewer points, at 21-1-5 (.870). Among Irish coaches with 14-plus "close games", the other top winning percentages in tight games belong to Elmer Layden (22-7-3, .734), Frank Leahy (17-5-8, .700), Tyrone Willingham (10-5, .667), Ara Parseghian (13-6-4, .652), Dan Devine (15-9-1, .620), Bob Davie (14-12, .611) and Lou Holtz (20-18-2, .525). Current head coach **Charlie Weis** owns a .583 winning percentage in such games (7-5).

**HOW DO THEY STACK UP?**

Average weight of the offensive and defensive lines:  
 ND OL 6' 5 2/5" 309.2 lbs. vs. Navy DL 6' 2 7/10" 259.3 lbs.  
 ND DL 6' 2 1/3" 282.7 lbs. vs. Navy OL 6' 2 3/5" 277.0 lbs.

Average height of the receivers and the secondaries:  
 ND WR/TE 6' 3 1/4" 220.3 lbs. vs. Navy DB 5' 10 1/2" 187.5 lbs.  
 ND DB 6' 0 1/2" 200.0 lbs. vs. Navy WR/TE 6' 3" 222.0 lbs.

**FROM ACROSS THE COUNTRY**

▶ Notre Dame has historically recruited from all across the country and 2008 is no different. A total of 29 different states are represented on the Irish roster. Among Football Bowl Subdivision (formerly Division IA), only Army has more states represented on its 2008 roster.

**Eye On Notre Dame  
Season Records**

**Total Plays - Season**

1.	Brady Quinn	549 (2006)
2.	Brady Quinn	520 (2005)
3.	Jarius Jackson	456 (1999)
4.	Brady Quinn	407 (2004)
5.	Joe Theismann	391 (1970)
6.	Brady Quinn	380 (2003)
7.	<b>Jimmy Clausen</b>	<b>375 (2008)</b>
8.	Carlyle Holiday	350 (2002)
9.	Ron Powlus	344 (1997)
10.	Joe Montana	332 (1978)

**Tackles - Season - Defensive Back**

1	Chinedum Ndukwe	98 (2006)
2.	Steve Lawrence	92 (1985)
3.	A'Jani Sanders	91 (1999)
4.	<b>David Bruton</b>	<b>85 (2007)</b>
5.	<b>Kyle McCarthy</b>	<b>84 (2008)</b>
6.	Brian Magee	81 (1994)
	Glenn Earl	81 (2002)
8.	Jim Browner	80 (1976)
	Tom Zbikowski	80 (2007)
10.	Tom Zbikowski	79 (2006)
--	<b>David Bruton</b>	<b>76 (2008)</b>

**Notre Dame Football  
By The Numbers**

**.738** - Notre Dame's winning percentage, the second-highest in college football history.

**1** - Notre Dame is the only team, college or professional, to have all of its games broadcast nationally on the radio and is the only team to have all of its home games televised nationally (NBC).

**6** - College Football Hall of Fame Coaches - Jesse Harper, Lou Holtz, Knute Rockne, Frank Leahy, Ara Parseghian and Dan Devine.

**7** - Heisman Trophy Winners: Angelo Bertelli (1943), Johnny Lujack (1947), Leon Hart (1949), John Latner (1953), Paul Hornung (1956), John Huarte (1964) and Tim Brown (1987).

**10** - Alumni in the Pro Football Hall of Fame.

**11** - National Championships - since the AP poll began in 1936 (1943-46-47-49-66-73-77-88), the most of any other school. The Irish also earned consensus national titles in 1924, 1929 and 1930 prior to the AP rankings.

**12** - Unbeaten and untied seasons.

**21** - Seasons in which the team has been voted the national champion by at least one selector.

**28** - Bowl games in which the Irish have taken part.

**31** - Unanimous first-team All-Americans -- more than any other school.

**42** - College Football Hall of Fame Players.

**79** - Different consensus All-Americans -- more than any other school.

**99** - Percent graduation rate among football players who enter on scholarship and remain at least four years.

**101** - Out of 119 years in which Notre Dame has finished with a winning record.

**120** - Years of college football (including '08).

**170** - Consecutive games streak televised nationally or regionally by NBC, CBS, ABC or ESPN (ended Nov. 11, 2006 at Air Force).

**181** - Selections on All-America first teams.

**204** - Consecutive sellouts at Notre Dame Stadium.

**314** - Appearances by the Irish on network television -- more than any other school.

**929** - All-time victories, second all-time in college football.

**Most States Represented**

Army - 35, plus American Samoa  
Navy - 27  
Air Force - 25  
Northwestern - 23  
West Virginia - 21

Notre Dame - 29  
Nebraska - 25  
Stanford - 24, plus two foreign countries  
Michigan - 21, plus Canada  
Colorado - 20

**NOT SO MANY NEW FACES**

► Notre Dame had 28 different players (13 on defense, 15 on offense) register their first career start in 2007 (a total of 16 players made their first career starts the two previous seasons combined). The Irish have had just 10 players (OG **Trevor Robinson**, LB **Steve Quinn**, DE **Darius Fleming**, DE **Ethan Johnson**, RG **Chris Stewart**, FS **Sergio Brown**, FS **Harrison Smith**, TE **Kyle Rudolph**, WR **Michael Floyd**) make their first start in 2008.

► Notre Dame started eight true freshmen in 2007, including HB **Robert Hughes**, QB **Jimmy Clausen**, HB **Armando Allen**, WR **Golden Tate**, WR **Duval Kamara**, OLB **Kerry Neal**, OLB **Brian Smith** and NT **Ian Williams**. In comparison, the Irish have started five freshmen in 2008 (OG **Trevor Robinson**, DE **Darius Fleming**, DE **Ethan Johnson**, TE **Kyle Rudolph** and WR **Michael Floyd**).

**2008 NOTRE DAME OPPONENT UPDATE**

Below is a look at Notre Dame opponents' results from last week. Since 1977, when the NCAA started rating strength of schedule, Notre Dame's schedule has been rated the most difficult five times in the last 30 years (1978, 1985, 1987, 1989 and 1995).

Opponent	'08 Record	Nov. 8
San Diego State	1-9	L, 12-41 (at #15 BYU)
Michigan	3-7	W, 29-6 (Minnesota)
#18 Michigan State	9-2	W, 21-7 (Purdue)
Purdue	3-7	L, 7-21 (at Michigan State)
Stanford	5-5	L, 28-35 (Oregon)
#17 North Carolina	7-2	W, 28-7 (#20 Georgia Tech)
Washington	0-9	L, 19-39 (Arizona State)
#21 Pittsburgh	7-2	W, 41-7 (Louisville)
Boston College	6-3	W, 17-0 (Notre Dame)
Navy	6-3	BYE
Syracuse	2-7	L, 17-35 (Rutgers)
#6 USC	8-1	W, 17-3 (#21 California)

**LEADERSHIP COMMITTEE '08**

Every spring after spring drills, the Irish coaching staff votes on the Leadership Committee, which head coach **Charlie Weis** brought to Notre Dame in 2004. The Leadership Committee consists of players who serve in an advisory role.

Player. Pos.	Cl.	Hometown
David Grimes, WR	Sr.	Detroit, Mich.
David Bruton, FS	Sr.	Miamisburg, Ohio
Maurice Crum, Jr., LB	Sr.	Tampa, Fla.
Asaph Schwapp, FB	Sr.	Hartford, Conn.
Jimmy Clausen, QB	So.	Westlake Village, Calif.
Sam Young, OT	Jr.	Coral Springs, Fla.
Terrail Lambert, DB	Sr.	Bakersfield, Calif.
Pat Kuntz, DT	Sr.	Indianapolis, Ind.
Scott Smith, LB	Sr.	Highland Park, Ill.

**IN FRONT OF A FULL HOUSE**

Notre Dame has played in front of sellout crowds in 210 of its previous 241 games, including 85 of its last 93 contests dating back to the Tostitos Fiesta Bowl at the end of the 2000 season (the 2001, 2003, 2005 and 2007 games at Stanford, the 2004 game vs. Navy at the Meadowlands, the 2005 game at Washington and the 2007 game at UCLA were not sellouts). At Michigan in 2003, the Irish and Wolverines attracted the largest crowd in NCAA history (111,726), marking the third time in the history of the series that an NCAA attendance record was set. Including the 2006 game at Georgia Tech, the Irish have been part of establishing a new stadium attendance record seven times since 2001. The list also includes: at Nebraska and Texas A&M in 2001, at Air Force and Florida State in 2002, home vs. Boston College in 2002, vs. Oregon State in the Insight Bowl in 2004 (the game set a Bank One Ballpark record for football configuration). Notre Dame and Michigan played before an over-capacity 111,386 at Michigan Stadium in September of 2005. At Purdue in '05, the Irish and Boilermakers played before 65,491 football fans, a Ross-Ade Stadium record (since the renovation of the facility in 2003). Penn State drew the second largest crowd in Beaver Stadium history for the meeting with the Irish last season.

**SPECIAL TEAMS**

**SPECIAL TEAMS**

► Junior **Eric Maust** recorded an average of 42.1 per punt in 2007. Maust landed nine of his 21 punts inside the 20-yard line and recorded a long punt of 53 yards. A starting pitcher on the baseball team, Maust has punted 34 times in 2008 and averages 40.4 per boot. He already has five punts of 50+ yards and 11 have been pinned inside the 20-yard line.

► Maust has struggled the past two games (Pittsburgh and Boston College). He has punted 10 times with an average of just 37.1 and two have been blocked. Maust's net punting average has been just 25.2.

► Notre Dame had not had a left-footed kicker since Harry Oliver in 1981 until sophomore **Brandon Walker** entered the picture in 2007. Walker served as the primary placekicker throughout the season and converted six of 12 field-goal attempts with a long of 48 yards. He also serves as the backup punter. Walker connected on his first field goal of the season with a 41-yard kick against Purdue and added a season-long 42-yarder against North Carolina. He made both of his field goal attempts against Washington and converted on his first four attempts against Pittsburgh to extend his streak to seven. Walker did miss, though, in the fourth overtime and now is 8-of-15 in 2008.

► Walker's 15 points and four field goals against the Panthers were the most in both categories in the Weis era.

► Junior **Ryan Burkhart** is the kickoff specialist for the Irish after spending much of his freshman season in the same capacity. Burkhart has averaged 61.1 yards per kick and Notre Dame opponents are averaging just 16.49 per return (first in the NCAA FBS).

**KICKOFF RETURN DEFENSE UNIT SHOWS MAJOR IMPROVEMENT**

► Notre Dame leads the NCAA FBS in kickoff return defense at 16.49 yards per return. It is even more impressive when you consider they have registered just one touchback and it came against Pittsburgh.

	2007	2008	Improvement
Kickoff Return Defense	22.75 (89th)	16.49 (1st)	6.43 yards (27.5%)

**PITTSBURGH BLOCKS PUNT AND SNAPS STREAK**

► Junior P **Eric Maust** had a punt blocked for the first time in his career (first punt blocked by an Irish opponent since Michigan State in 2005).

► Notre Dame had recorded 184 punts in between the two blocks and Maust had gone 45 career punts without a block.

► Maust had another punt blocked last week against Boston College.

**NOTRE DAME KICKOFF COVERAGE CONTINUES TO EXCEL**

► Notre Dame limited Pittsburgh to just 18.5 yards per return last week. The Panthers' best starting field position following an Irish kickoff was its own 30-yard line.

► Notre Dame's unit was quite active against Washington. The Irish had seven kickoffs and the Huskies averaged just 15.9 yards per return. Washington's best starting field position following a Notre Dame kickoff was its own 32-yard line.

► Notre Dame entered the game with Stanford tops in the NCAA FBS allowing just 13.94 yards per kick return and only three kickoff returns longer than 20 yards (none longer than 27) over its first four games, but the Cardinal averaged 22.2 yards per return and registered four returns of 20 yards or more.

► The Irish kickoff coverage entered the contest with Purdue ranked third in the NCAA FBS allowing just 14.0 yards per return. The Boilermakers entered the game averaging 31.8 yards per return - second best in the country. Notre Dame limited Purdue to 13.9 yards per return. In fact, the Irish kept the nation's top kick returner at the time, Desmond Tardy (who averaged 40.3 coming into the game), completely out of the mix. He failed to register a single kick return, while Kory Sheets, who was 20th in the NCAA FBS at 30.5 yards per return, managed just 13.9 per return on seven kick-offs.

**CARDINAL CATCH IRISH PUNT RETURN DEFENSE NAPPING**

► The Irish ranked 10th in the NCAA FBS in punt return defense entering the Stanford contest allowing just 3.14 yards per return and no return longer than 10 yards. The Irish kept Stanford bottled up on four of their five punts, but Doug Baldwin's 38-yard return was the longest by a Notre Dame opponent all year. In fact, the Irish had allowed a total of 26 return yards over its previous 22 punts.

► If you excluded the Stanford game, the Irish punt return coverage unit would only be allowing 7.1 yards per punt.

► Notre Dame punted just once against North Carolina and it was returned nine yards.

► The Irish punt defense was even less active against Washington as it took the field just once and Notre Dame ran a fake.

**HELLO, ANELLO**

► Senior CB **Mike Anello**, who was awarded a scholarship during fall practice, has made quite a name for himself over the past two seasons. Anello joined the squad a walk-on in 2007 and spent the entire fall camp as well as the first two weeks of the season on the scout team. After making one play after another against the Irish first team special teams unit, head coach Charlie Weis

**Notre Dame On The Tube,  
World Wide Web and Air Waves**

**Tuesday, Nov 11**

Noon: Weis Press Conference (und.com)

7:00 pm: Notre Dame Football Radio Show (und.com, NewsTalk 960 WSBT-AM)

7:00 pm: Notre Dame Offensive Players/Coaches (und.com)

**Wednesday, Nov 12**

1:30 pm: Jimmy Clausen/David Grimes Press Conference (und.com)

7:00 pm: Notre Dame Defensive Players/Coaches (und.com)

**Thursday, Nov 13**

1:30 pm: Maurice Crum, Jr./David Bruton Press Conference (und.com)

6:30 pm: Weis Press Conference (und.com)

**Friday, Nov 14**

7:00 pm: W Soccer vs. NCAA 1st Round

7:00 pm: Volleyball vs. St. John's (und.com)

7:30 pm: M Soccer vs. USF (BIG EAST semis)

7:35 pm: Hockey vs. Lake Superior (und.com)

8:00 pm: Notre Dame Football Friday (Waterford Estates Lodge, Cat Country 99.9 FM, und.com)

**Saturday, Nov 15**

6:30 am: Inside Notre Dame Football With Charlie Weis (WNDU-TV, affiliates)

11:00 am: ISP Radio Broadcast Pre-Game Show (affiliates, Sirius)

12:00 pm: Football vs. Navy (CBS)

12:00 pm: ISP Radio Broadcast, Football vs. Navy (960 WSBT-AM, Sunny 101.5, affiliates, Sirius)

1:00 pm: Inside Notre Dame Football With Charlie Weis (WNDU-TV, affiliates)

2:00 pm: M&W Swimming vs. Miami, Ohio

2:00 pm: M&W Swimming at Cleveland State

7:05 pm: Hockey vs. Lake Superior (und.com)

TBA: und.com Post-Game Show (und.com)

TBA: ISP Radio Broadcast Post-Game Show (affiliates, Sirius)

TBA: WSBT/NDSP Post-Game Show (Sunny 101.5)

All Day: M&W Cross Country at NCAA Great Lakes Regional

**Sunday, Nov 16**

1:30 pm: W Hoops at LSU

2:00 pm: W Soccer vs. NCAA 2nd Round

2:00 pm: Volleyball vs. Connecticut (und.com)

4:00 pm: Weis Press Conference (und.com)

7:30 pm: M Hoops vs. USC Upstate (und.com)

11:30 pm: Inside Notre Dame Football With Charlie Weis (WNDU-TV, affiliates)

Notre Dame Football Highlights  
und.com, hulu.com, mobiTv, NBC.com

All Times are ET.

### Notre Dame Football Replay Affiliates

IL/IN/IA/WIS	Comcast SportsNet Chicago
Chicago	W24AW TV 24
Chicago	W18AT TV 18
Chicago	W54BK TV 54
Atlanta (GA/FLA)	Comcast Sports Southeast
NC/PA/DC/MD	Mid-Atlantic Sports Network
DEL/VA/WVA	Mid-Atlantic Sports Network
Cleveland and Ohio	SportsTime Ohio
Cleveland	WIVM TV & CABLE 52
Sacramento/Bay Area	Comcast SportsNet West
Raleigh	WARZ TV & CABLE 35
Nashville Dropin	WKAG TV 43
Columbus	WIVN TV 29 & CABLE 99
Grand Rapids	WMKG TV & CABLE 40
Louisville	WYCS TV & CABLE 24
Providence (RI&Conn)	Cox Sports
Lexington	WVTNLP TV & CABLE 48
Wichita-Hutchinson	KGPT-TV 49
Roanoke	WDRL TV 24
Roanoke	WYAT TV & CABLE 40
Rochester	WRWB TV 16/TW SpNet
Huntsville	WYAM TV 56 & CABLE 21
South Bend	WCWW
Evansville-Jasper	WJTS TV 27
Youngstown Cable	TJC Cable 99
Bangor (ME)	WBGR TV 33 & Cable 9
Binghamton	WBPN TV 8
Binghamton	WISF TV 15 & CABLE 27
Direct TV-WHT National	DIRECT TV 321

### Inside Notre Dame Football Affiliates

New York (NY/NJ/CN/PA)	Sports Net New York
Chicago	W54BK TV 54
Chicago	W18AT TV 18
Chicago	W24AW TV 24
Chicago (IL/IN/IA/WI)	Comcast SportsNet Chicago
Florida	Sun Sports Network
DC/DEL/MD/NC	Mid Atlantic Sports Network
PA/VA/WVA	Mid Atlantic Sports Network
IL/IN/MO/NE/KA/IA	Fox Sports Midwest
New England	New England Sports Network
Cleveland & all Ohio	SportsTime Ohio
Cleveland	WIVM TV & CABLE 52
Pittsburgh (PA,WV,NY,MD,OH)	Fox Sports Pitt
Columbus	WIVN TV 29 & Cable 99
Louisville	WYCS TV & CABLE 24
Providence (RI&Conn)	Cox Cable Sports
Fresno	KNXT-TV
Wichita	KGPT-TV49
Roanoke	WDRL TV 24
Roanoke	WYAT TV 40 & Cable 99
Toledo	WMNT-TV
Rochester	WRWB TV 16/Time Warner SportsNet
Shreveport	KSHV TV 45
Huntsville	WYAM TV 56 & CABLE 21
South Bend-Elkhart	WNDU-TV
Evansville-Jasper	WJTS TV 27
103 Youngstown	TJC Cable 99
157 Binghamton	WBPN TV 8
Direct TV WHT-National	DIRECT TV 321
Sky Angel-IPTV-National	
Comcast On-Demand	Notre Dame On-Demand
Worldwide	und.com

moved Anello into the starting lineup against Michigan in 2007 as a gunner opposite senior FS **David Bruton**.

- ▶ In that first career game against the Wolverines, Anello proceeded to make a solo tackle on his second ever play in a Notre Dame uniform. He finished last season with six tackles in eight games.
- ▶ Anello was named to the *ESPN The Magazine/CoSIDA Academic All-District Team* for District 5. He will get placed on the national ballot for the *ESPN The Magazine/CoSIDA Academic All-America Team*.
- ▶ Notre Dame's opponents have a total of 57 punt (18) or kickoff (39) returns in 2008. Anello has registered a tackle on 17 of those 58 opportunities.
- ▶ Anello saw his first action away from special team late in the fourth quarter of the victory over Washington. He registered his first career non-special teams tackle and first career pass breakup.
- ▶ Anello registered another pair of tackles against North Carolina. He was unfortunately involved in the tackle that injured Tar Heels' star returner Brandon Tate.
- ▶ Anello has recorded five multi-tackle games.
- ▶ Anello picked up two more solo tackles in the victory over Stanford, including a solo stop following Doug Baldwin's 38-yard return (Anello missed the tackle near one sideline, only to chase him down from behind at the opposite sideline).
- ▶ Anello finished the afternoon against Purdue with three more tackles on special teams, including a solo stop on the game's opening kickoff against the nation's-then second-best kick return squad.
- ▶ Anello continued his tear on the opposition on punt and kickoff coverage against Michigan. He registered three more tackles, two solo, as well as forced a fumble and recovered another. Anello also nearly recovered a second Wolverine fumble on a punt.
- ▶ The fumble recovery set up another Irish score to make it 14-0 early in the first quarter.
- ▶ Anello was incredible in the season opener against San Diego State. He registered four solo tackles on special teams (two on punt return coverage and two on kickoff return coverage).

#### NOT TO BE OVERSHADOWED

- ▶ While senior CB **Mike Anello** certainly deserves much of the credit with his play on special teams, fellow senior FS **David Bruton** (the other gunner) has played a significant role. Bruton, widely considered one of the top gunners in all of college football the past two seasons, led the Irish in special teams stops the past two seasons and only Anello's 17 outdistances Bruton's eight.
- ▶ A new face has begun to inch closer to Bruton and Anello in terms of special team's tackles, but freshman DE **Darius Fleming** has done it all on kickoff return. Fleming has seven special teams tackles on the year and each of the seven has come on kickoff coverage.

#### MAKING THE MAUST OF THE SITUATION

- ▶ Junior P **Eric Maust** had the unenviable task of replacing one of the top punters in Irish history, but the dual sport athlete has picked up right where Geoff Price left off in 2006 and 2007.
- ▶ Maust has punted 34 times in 2008 for 1,372 yards, good for a 40.4 average. Maust not only had the first punt of his career blocked against Pittsburgh, but he also had a career-low punt of 18 yards.
- ▶ Maust has struggled the past two games (Pittsburgh and Boston College). He has punted 10 times with an average of just 37.1 and two have been blocked. Maust's net punting average has been just 25.2.
- ▶ Maust has also dropped 10 inside the opponents 20-yard line. In fact, he has dropped 19 inside the 20-yard line already in his career (on just 49 punts).
- ▶ Maust was not asked to punt in the victory over Washington. He did, however, take the field and sold Notre Dame's fake punt quite well.
- ▶ Maust punted just once against North Carolina and saw his streak of nine games with a punt downed inside the 20-yard line snapped.
- ▶ Maust punted five times against Stanford for a 41.4 average and dropped a pair inside the Cardinal 20-yard line, including a game-high 50 yard boot that left Stanford at its own three-yard line.
- ▶ Maust also extended his streak of games with a punt pinned inside the 20-yard line to nine.
- ▶ Maust has already bombed five punts of over 50 yards, including two against Michigan (despite horrendous weather conditions).
- ▶ Maust had gone six consecutive games with a pair of punts that were downed inside the opponents' 20-yard line before failing to do so against Purdue (managed just one) on two punts, but with the two against Stanford has done so in seven of Notre Dame's last eight games.
- ▶ Maust punted just twice in the 38-21 victory over Purdue, but the junior recorded a career-best 54 yarder in the first half.
- ▶ Maust's hang time and directional punting has helped the Irish punt coverage team rank tied for 49th best in the NCAA FBS with a 7.33 per return average.

#### ARMANDO ALLEN AWAKENS IRISH RETURN GAME

- ▶ Sophomore **Armando Allen** finally broke through in the Irish kick return game against Michigan State. Allen had five kick returns for 147 yards, including a career-best 53 yard burst in the fourth quarter.
- ▶ The 53-yard return was the longest for an Irish player since Vontez Duff returned a kick 92 yards for a touchdown against Navy on Nov. 9, 2002.
- ▶ The 147 kickoff return yards were the second-most in the Charlie Weis era and most for any Notre Dame player since David Grimes had 145 yards against Michigan on Sept. 16, 2006.



► The 29.3 per kickoff return average was the third-best by an Irish player under Weis and highest average since Grimes averaged 33.7 per return against North Carolina on Nov. 4, 2006.

► He had four kickoff returns for 105 yards, including a 36-yard return in the second half against Purdue.

► Allen set single-season school records for kickoff returns (33) and kickoff return yards (704) in 2007. He broke the previous school record for kickoff returns in a single-season of 26 held by Julius Jones (1999) and Tim Brown's previous school record of 698 kickoff return yards in 1986. In fact, his 45 kickoff returns and 1,002 kickoff return yards each already rank seventh in Notre Dame career history.

**Kickoff Returns - Career**

1. Julius Jones	72-1678 (1999-2001, '03)
2. Tim Brown	69-1613 (1984-87)
3. Armando Allen	50-1079 (2007-)
4. Jim Stone	49-1079 (1977-80)
5. Vontez Duff	47-1230 (2000-03)
6. Tony Driver	47-1083 (1997-2000)
7. Raghieb Ismail	46-1271 (1988-90)
8. Terry Eurick	32-739 (1974-77)

**Kickoff Return Yards - Career**

1. Julius Jones	72-1678 (1999-2001, '03)
2. Tim Brown	69-1613 (1984-87)
3. Raghieb Ismail	46-1271 (1988-90)
4. Vontez Duff	47-1230 (2000-03)
5. Tony Driver	47-1083 (1997-2000)
6. Jim Stone	49-1079 (1977-80)
7. Armando Allen	50-1079 (2007-)
8. Allen Rossum	29-891 (1994-97)
9. Emmett Mosley	30-778 (1993-96)
Clint Johnson	27-778 (1999-93)

**TATE GOLDEN ON RETURNS**

► Sophomore WR Golden Tate has taken over most of the punt and kick return efforts for the Irish the past four weeks. Since taking over kick returns back on Oct. 11 at North Carolina, Tate has returned 13 kickoffs for 272 yards (20.9 per return), including a long of 29 yards against the Tar Heels.

► Tate has also done most of the punt returns as well. He has hauled in seven punts for 57 yards (8.1 per return), including a career-best punt return of 42 yards against Boston College. The 42-yard punt return was the longest of the season for the Irish.

**2008 Notre Dame Honors**

**JAMES ALDRIDGE**

► Phil Steele's #30 Running Back

**ARMANDO ALLEN**

► Phil Steele's #18 Kick Returner

**DAVID BRUTON**

► Phil Steele's #19 Free Safety  
 ► Jim Thorpe Award Watch List  
 ► Nagurski Trophy Watch List  
 ► Lindy's #12 Safety  
 ► CollegeFootballNews.com Midseason All-America Team (honorable mention)

**JIMMY CLAUSEN**

► Phil Steele's #26 Quarterback  
 ► Maxwell Award Watch List  
 ► Davey O'Brien Quarterback Award Watch List  
 ► Phil Steele Heisman Contender  
 ► Pro Football Weekly Heisman Watch List

**DAYNE CRIST**

► Lindy's #25 Freshman  
 ► Lindy's #3 Freshman Quarterback

**MAURICE CRUM, JR.**

► Phil Steele's #11 Inside Linebacker  
 ► Lott Award Watch List  
 ► Nagurski Trophy Watch List  
 ► Chuck Bednarik Award Watch List  
 ► Lombardi Award Watch List  
 ► Sporting News Honorable Mention Preseason All-American  
 ► Lindy's #11 Outside Linebacker

**DARIUS Fleming**

► Lindy's #89 Freshman  
 ► Lindy's #12 Freshman Linebacker

**MICHAEL FLOYD**

► Lindy's #27 Freshman  
 ► Lindy's #6 Freshman Wide Receiver  
 ► Rivals.com Midseason Freshman All-America Team

**JONAS GRAY**

► Lindy's #72 Freshman  
 ► Lindy's #5 Freshman Running Back

**ETHAN JOHNSON**

► Lindy's #32 Freshman  
 ► Lindy's #3 Freshman Defensive End

**DUVAL KAMARA**

► Phil Steele's #64 Wide Receiver

**TERRAIL LAMBERT**

► Phil Steele's #36 Cornerback

**RAESHON McNEIL**

► Phil Steele's #58 Cornerback

**KERRY NEAL**

► Phil Steele's #49 Inside Linebacker

**ERIC OLSEN**

► Phil Steele's #44 Guard

**MIKE RAGONE**

► Phil Steele's #22 Tight End  
 ► John Mackey Award Watch List

**TREVOR ROBINSON**

► Lindy's #37 Freshman  
 ► Lindy's #8 Freshman Offensive Lineman

**JOHN RYAN**

► Phil Steele's #39 Outside Linebacker

**KYLE RUDOLPH**

► Lindy's #20 Freshman  
 ► Lindy's #1 Freshman Tight End

**LUKE SCHMIDT**

► Phil Steele's #19 Fullback

**ASAPH SCHWAPP**

► Phil Steele's #8 Fullback

**CHRIS STEWART**

► Phil Steele's #57 Guard

**MIKE TURKOVICH**

► Phil Steele's #46 Guard

**DAN WENGER**

► Phil Steele's #32 Center

**IAN WILLIAMS**

► Phil Steele's #58 Defensive Tackle

**SAM YOUNG**

► Phil Steele's Preseason Third-Team All-American  
 ► Phil Steele's #6 Tackle  
 ► Lombardi Award Watch List  
 ► Outland Trophy Watch List

**TEAM PRESEASON UNIT RANKINGS**

► Phil Steele's #23 Running Backs  
 ► Phil Steele's #14 Defensive Backs  
 ► Phil Steele's #1 Most Improved Team

**TEAM PRESEASON NATIONAL RANKINGS**

► Lindy's #59  
 ► Athlon Sports #60  
 ► Phil Steele # 19  
 ► Pro Football Weekly # 46

### 2008 Notre Dame Football Media Information

Interview requests and media access for the 2008 Notre Dame football team are administered by lead football contact Brian Hardin and assistant football contact Michael Bertsch.

#### CONTACT INFORMATION

Brian Hardin .....bhardin2@nd.edu	Michael Bertsch .....mbertscl@nd.edu
Office: (574) 631-9471 .....	Office: (574) 631-8642
Cell: (574) 532-4134 .....	Cell: (574) 532-4154

#### NOTRE DAME FOOTBALL WEEKLY MEDIA INFORMATION

Charlie Weis Teleconferences: Coach Weis will be available for two teleconferences each week of the season. (Media looking for the teleconference number should contact Brian Hardin)

#### SUNDAY - 4:00-4:30 p.m. ET

- ▶ Guglielmino Athletics Complex auditorium
- ▶ This teleconference will function as a look back at the previous Saturday's game.

#### TUESDAY - 12:00 noon-12:45 p.m. ET

- ▶ Guglielmino Athletics Complex auditorium
- ▶ This teleconference will function as a look ahead at the upcoming weekend's opponent and other football-related issues.
- ▶ Satellite coordinates: Galaxy 28C, Transponder 12, Downlink Freq: 3940.000 MHz – Horizontal (Available from 11:45 a.m. to 12:45 p.m. ET)

#### THURSDAY - 6:30 p.m. ET

- ▶ Guglielmino Athletics Complex auditorium

For accredited members of the media who want to attend the weekly press conference, contact Brian Hardin or Michael Bertsch for more information. The Guglielmino Athletics Complex is located on the east side of campus, behind the Joyce Center and the Rolfs Recreation Center and just north of LaBarr Practice Fields.

The Guglielmino Athletics Complex auditorium can be accessed through "The Gug's" main entrance, which is located on the west side of the building (facing the Rolfs Recreation Center and main campus).

Both teleconferences will be broadcast live (audio & video) and archived for future use on [www.und.com](http://www.und.com) each week. A full transcript from each teleconference will be posted as well on the website as soon as possible.

Notre Dame Captains Teleconferences: The three Irish captains and sophomore starting QB Jimmy Clausen will be available over two teleconferences each week of the season.

#### WEDNESDAY - 1:30 p.m. ET

- ▶ Jimmy Clausen, David Grimes

#### THURSDAY - 1:30 p.m. ET

- ▶ David Bruton, Maurice Crum

#### PLAYER/ASSISTANT COACH POST-PRACTICE INTERVIEWS

Notre Dame player interviews are available on a rotating schedule during the week.

**Tuesday:** Available by request-Offensive players (not including Grimes, Clausen), Offensive Coaches; **Wednesday:** Available by request-Defensive players (not including Bruton, Crum Jr.), Defensive Coaches; **Thursday:** Available by request-Special Teams players, Brian Polian. Coach Weis will also address the media following Thursday's practice.

There is no availability for players or coaches on Monday and Friday of each game week.

**NOTE** - All requests for player and coordinator interviews should be sent to Brian Hardin. A detailed description of the subject matter for the interview needs to be included. Requests are due at 10:00 a.m. each day of practice. Freshmen are not available with the exception of the bye week.

#### PRACTICE ACCESS & POST-PRACTICE INTERVIEW LOCATION

The first 20 minutes of each practice (during the season) on Tuesday, Wednesday and Thursday are open to the media for viewing. This is generally from 5:15-5:35 p.m. ET.

Post-practice interviews will take place in the Guglielmino Athletics Complex auditorium.

#### OFFICIAL NOTRE DAME FOOTBALL RADIO SHOW

The weekly show will be held at Villa Macri in Mishawaka. The show will air live on NewsTalk 960 WSBT-AM Mondays from 7:00 - 8:00 p.m. Jack Nolan will host the show along with former Irish All-American Reggie Brooks. Air dates: Sept. 2 (Tuesday), 8, 15, 22, 29; Oct. 6, 20, 27; Nov. 3, 10, 17, 24. The show is a cooperative venture between Notre Dame Sports Properties, the Notre Dame athletic department and WSBT. The show can also be heard on [www.und.com](http://www.und.com).

#### INSIDE NOTRE DAME FOOTBALL WITH CHARLIE WEIS (TELEVISION SHOW)

Taped on Sunday nights, Inside Notre Dame Football will feature a recap of the week's contest, Notre Dame player features and more. The show can be seen locally Sunday evenings on WNDU-TV following the late local news. It will also re-air on WNDU-TV the following Saturday morning at 6:30 a.m. as well as 90 minutes prior to kickoff of Notre Dame home games. All shows can also be viewed on [www.und.com](http://www.und.com) beginning on Monday of each week.

**All Times Eastern**

## OFFENSIVE NOTES

### OFFENSIVE LINE

▶ Notre Dame started one of its most inexperienced offensive lines in years last season (as four different players registered their first career starts), but a benefit from last season's struggles is that the 2008 offensive line now is full of experienced hands. Three returning players started all 12 games last season — and two more started six and five games, respectively. Junior **Sam Young** has started all 34 games in his career at tackle and is the most experienced returning player on the Irish offensive line. He opened the first 15 games at right tackle before sliding over to left tackle following the second game of his sophomore season, but returned to RT this season. Young is the only Notre Dame offensive lineman to start every game through his first two seasons since freshmen regained eligibility in 1972. Seniors **Paul Duncan** and **Mike Turkovich** had not earned meaningful minutes prior to starting all 12 games last year. Duncan (who had recent hip surgery and will miss the rest of the season) started the first two games at left tackle, then switched with Young and played the final 10 contests at right tackle. Turkovich had only played in 16 games prior to 2007, but he started every game at left guard for the Irish. Juniors **Eric Olsen** and **Dan Wenger** both saw valuable playing time in 2007, but they did it at different points of the season and in different ways. Olsen did not start until midway through last year, but once he opened at right guard against UCLA, Olsen never relinquished his opportunity. He started the final six games of the campaign. Wenger opened the season as the starting right guard and played three games there before an injury forced him to the sidelines. After missing the middle portion of the schedule, he returned to start the final two contests at center. Wenger's natural position is center. Fellow junior **Chris Stewart** worked his way up the depth chart and started each of the first eight games in 2008, but was recently lost for the foreseeable future with a knee injury. Freshman Trevor Robinson became the fifth freshman to ever start a game on the offensive line for the Irish. In fact, the entire quintet of Turkovich, Stewart, Wenger, Olsen and Young started each of the first eight games.

The line has already seen major improvements from a year ago. Here a just a few noticeable upgrades:

▶ Notre Dame surrendered an NCAA record 58 sacks in 2007, but the Irish did not allow a single sack over their first two games of 2008 (first time since 2003 Notre Dame has gone consecutive games without allowing a sack).

▶ Pittsburgh ranked 11th in the NCAA FBS in sacks entering its game with the Irish at 3.00 sacks per game. The Panthers were limited to a season-low one by Notre Dame.

▶ The Irish have allowed just 13 sacks over their first nine games. Notre Dame ranks 38th in the NCAA FBS in fewest sacks allowed. Stanford managed just one sack against the Irish and they rank 11th in the country.

▶ In last season's 38-0 defeat at Michigan, the Irish allowed eight sacks and was limited minus-six yards rushing on the afternoon. In

the 35-17 Irish victory earlier this season, Notre Dame did not allow the Wolverines a single sack (even though they averaged 4.0 sacks per game -- tops in the NCAA entering the contest) and rushed for 113 yards. The Wolverines had allowed 83 yards on the ground over their first two games combined.

► The Irish entered their game against Purdue with 234 yards rushing over their first three games of the season combined (ranked 111th in the nation at 78.00 per game). In fact, Notre Dame managed just 16 yards on the ground in the 23-7 loss at Michigan State the week prior, but the Irish racked up 201 yards on 40 carries last week against Purdue. The 201 yards rushing were the most for the Irish since they picked up 220 against Duke on November 17, 2007 at Notre Dame Stadium.

► Notre Dame rushed for 252 yards in the rout of Washington. The 252 yards on the ground were the most since the Irish rolled up 275 against Pittsburgh in head coach Charlie Weis' first game on the sidelines in 2005.

► Notre Dame gained 459 yards of total offense against Washington. The Irish have surpassed the 450-yard barrier in total yards in three of the last five weeks. In fact, Notre Dame had 430+ total yards in four consecutive games (Purdue, Stanford, North Carolina and Washington).

► Notre Dame had not surpassed 430 yards of total offense in four straight games since 1995 when the Irish had 502 (Sept. 9 at Purdue), 493 (Sept. 16 vs. Vanderbilt), 511 (Sept. 23 vs. Texas) and 447 (Sept. 30 at Ohio State).

► The Irish ran 77 offensive plays without a single punt against the Huskies.

**QUARTERBACKS**

► No Notre Dame freshman quarterback had ever started his first game for the Irish prior to the fourth week of the season until sophomore **Jimmy Clausen** opened under center in the second game of the 2007 season at Penn State. Clausen started nine games for the Irish and etched his name throughout the Notre Dame record books. He equaled the school record for starts by an Irish freshman quarterback and finished second on the following freshman quarterback single-season lists: passing yards, completions and completion percentage.

► Senior **Evan Sharpley** epitomized the role of a quality backup in 2007. Called upon in eight games, Sharpley never skipped a beat as the Irish signal caller. He entered when Clausen was injured at Purdue and passed for 208 yards with two TDs and one interception — and then started against USC and Navy. A member of the Irish baseball team, Sharpley missed most of spring practices due to his baseball commitment where he led the team in home runs. Freshman **Dayne Crist**, a 6-4, 230-pounder from California who was a Parade All-American last year and one of six finalists for the U.S. Army Player of the Year Award, as well as **Nate Montana** (son of NFL Hall of Famer and former Irish legend Joe) also join the mix this fall.

**CLAUSEN CONTINUES TO DEVELOP**

► Over the 11 starts after sitting out two games to recover mentally and physically in 2007, sophomore QB **Jimmy Clausen** completed 58.3 percent of his passes (229-of-393) for 2,739 yards with 24 touchdowns and helped Notre Dame to a 7-4 record during that stretch.

► Clausen registered his 12th consecutive start, ninth of the season and 18th of his career last week at Boston College.

► Clausen has now made 18 career starts for Notre Dame. Here is an interesting look at his noticeable improvement:

	First Nine Starts	Last Nine Starts
Completions	134	198
Attempts	239	335
Completion Percentage	56.1%	59.1%
Passing Yards	1,220	2,329
Touchdowns	7	18
Interceptions	6	13
Passing Yards Per Game	135.6	258.8
Efficiency Rating	103.9	127.5
Notre Dame's Record	3-6	5-4

► Clausen moved into fourth place on the Notre Dame single-season pass attempts list with 335, moved into third place on the Notre Dame single-season pass completions list with 198, moved into sixth place on the Notre Dame single-season passing yards list with 2,329 and moved into seventh place on the Irish single-season total yards list with 2,329.

► Clausen failed to throw a touchdown pass in a game for the first time in 2008 -- snapping a streak of eight consecutive games. He also threw a career-high four interceptions. Clausen became the first Irish quarterback to throw four interceptions since Brady Quinn at Purdue on Sept. 27, 2003.

► Clausen now has 32 completions of over 20 yards this season. He connected on just 13 in 10 games as a freshman a year ago.

► Clausen has thrown a TD pass in eight of nine games for the Irish this season and 10 of the last 12 games.

► Has registered multi-touchdown passing games eight times over Notre Dame's last 12 games.

► Eclipsed 200 yards passing for the ninth time in his career (all in the last 12 games).

► Battling an injury in 2007, Clausen had just six passing plays of over 30 yards in the entire 2007 season. He has 18 already this season through the first eight games.

► Clausen attempted 43 passes against Pittsburgh and failed to throw an interception. The 43 pass attempts were the fifth-most in single-game school history without a pick.

► Interestingly, Clausen has three of the top seven-best games in terms of most passes in a single game without an INT and each has come in Notre Dame's last 12 games.

► He has thrown at least three TD passes four times in 2007 and six times in his career -- all over Notre Dame's last 12 games.

► Has surpassed the 300-yard passing barrier twice this season.

► Clausen completed four more passes of 20 yards or longer (Duval Kamara, 20; Golden Tate, 47 and 31; Kyle Rudolph, 21) against the Panthers.

► Connected on 60.9% of his passes (14-of-23) for 173 yards and two touchdowns in the first half alone.

► On Notre Dame's 91-yard touchdown march (the longest scoring drive of the season for the Irish), Clausen was 4-of-5 for 89 yards, including three passes to freshman WR Michael Floyd for 42 yards.

► With his three touchdown passes against Pittsburgh, Clausen has now thrown 18 touchdown passes this season, which moved into a tie for fourth place on the Irish single-season touchdown list (Rick Mirer, 1991). He also moved into 10th place all-time in career TD passes with 25.

► After Notre Dame stalled in the third and early fourth quarter, Clausen guided a 75-yard, 12-play TD drive to give the Irish a 24-17 lead with 5:38 to go in the game. He went 4-of-6 for 55 yards on the drive.

► Clausen did not set a career-high in passing yards for the fourth straight week against Washington, but he did throw for 201 yards and a touchdown.

► Clausen guided Notre Dame to scoring drives on each of its first two possessions against the Huskies. He went 5-of-5 for 108 yards, including a 51-yard TD pass to freshman WR Michael Floyd, combined on the two touchdown drives.

► Clausen set career-highs in completions (31), attempts (48) and yards (383) against North Carolina. The 31 completions are the fourth-most, the 48 attempts are tied for sixth-most and the 383 yards are seventh-most in Notre Dame single-game history.

► Clausen bested his career-high in passing yards three straight weeks (Purdue, Stanford and North Carolina).

► Clausen finished the afternoon against the Tar Heels with a total of five 20+ yard completions.

► Opened the second-half against North Carolina with an interception on his first pass attempt, the first INT in 132 pass attempts (was returned for a touchdown by North Carolina to bring the Tar Heels within 17-16).

► The 132 passes without an interception is the second longest in school history by a Notre Dame quarterback (only Brady Quinn's 226 straight passes without an INT during the 2006 season was longer).

► Threw for a total of 730 yards over the two Notre Dame games against Stanford (347) and North Carolina (383).

► It was the most passing yards by a Notre Dame quarterback in consecutive weeks since Brady Quinn totaled 815 in victories over Washington and Purdue during the 2005 season (468 at Purdue and 327 at Washington).

► Clausen completed a career-high six passes longer than 20 yards against Stanford. The six passes went to five different receivers.

► Finished the first half 16-of-21 for 221 yards and two touchdowns.

► Became the first Irish quarterback other than Brady Quinn to eclipse 300 yards passing in a single game since Jarius Jackson threw for 317 against Pittsburgh on Nov. 13, 1999.

► Clausen missed on his first three pass attempts to open the game against Purdue, but connected on the next five straight passes to close the first quarter (extended streak to six early in the second quarter before an incompleteness in the Purdue end zone).

► Here is a quick comparison of Clausen's sophomore stats (through nine games) against the previous top sophomore final passing seasons by Notre Dame quarterbacks in school history:

	<b>Jimmy Clausen</b>	<b>Brady Quinn</b>	<b>Ron Powlus</b>
Completions	198	191	124
Attempts	335	353	217
Completion Percentage	59.1%	54.1%	57.1%
Passing Yards	2,329	2,586	1,853
Touchdowns	18	17	12
Interceptions	13	10	7
Passing Yards Per Game	258.8	215.5	185.3
Efficiency Rating	127.5	125.9	140.7

► Here is another quick comparison of Clausen's sophomore stats (through nine games) against the first nine games of senior quarterback Brady Quinn in 2006:

	<b>Jimmy Clausen (2008)</b>	<b>Brady Quinn (2006)</b>
Completions	198	216
Attempts	335	338
Completion Percentage	59.1%	63.9%
Passing Yards	2,329	2,579
Touchdowns	18	25
Interceptions	13	4
Passing Yards Per Game	258.8	286.6
Efficiency Rating	127.47	150.04
Notre Dame's record	5-4	8-1

► Clausen posted then career-highs in both completions (24) and attempts (41) against Michigan State. He also threw for 242 yards, then fourth-most in his Irish career.

► Clausen struggled in the first-half against Michigan State (just 7-of-14 for 79 yards and two INTs), but rebounded with a stellar second-half in which he started 17-of-21 for 163 yards and a touchdown before missing his final six attempts.

► Clausen tossed a pair of touchdowns in the 35-17 victory over Michigan. Clausen hooked up with fellow sophomores WR **Duval Kamara** and WR **Golden Tate**.

► The 48-yard touchdown pass to Tate against Michigan was Clausen's longest of his career, but stood for only eight minutes on the game clock.

► Clausen again connected with Tate for 60 yards to set up another Notre Dame touchdown against the Wolverines.

► The 60-yard passing play from Clausen to Tate was the fourth-longest passing play under Weis.

► The 60-yard passing play was the longest for the Irish since Brady Quinn connected with John Carlson for a 62-yard TD reception against Michigan State on Sept. 23, 2006.

► With Notre Dame trailing 13-7 and 11:55 to go in the fourth quarter in the season opener against San Diego State, Clausen proceeded to complete 8-of-his-final-9 passes for 98 yards and two touchdowns (led Notre Dame on scoring drives of 80 and 55 yards) to secure the come-from-behind victory.

► Over the final three games of 2007 and the contest with San Diego State, Clausen tossed nine touchdown passes and three interceptions. He completed 78-for-138 (.565) and 873 yards over those four games.

► Clausen's previous best passing afternoon came against Air Force on Nov. 10, 2007. He completed 22-of-40 for 246 yards and three touchdowns.

### **RUNNING BACKS**

► One of the deepest positions on the team in terms of talent and versatility is the running back spot. The top three rushers from 2007 all return, featuring styles that complement one another. Those three combined to start 10 games last year and rushed for 1,105 yards and four TDs.

► Junior **James Aldridge** (56 car., 219 yards, 3.9 avg., three TD) started five games in 2007 and led the Irish with 463 yards on 121 carries. Aldridge did not play in the season opener, but returned to the lineup against Michigan and rushed for 28 yards on nine carries against the Wolverines. He added four carries for 13 yards against Michigan State.

Aldridge rushed for 34 yards and registered a season-high 17 yard carry against Purdue. He had five rushes for nine yards in the victory over Stanford. Aldridge had four carries for 23 yards, including a 15-yard burst. He also added his first career touchdown that gave the Irish a 24-16 lead in the third quarter. Aldridge had his best game of the season the victory over Washington. He rumbled 84 yards on 13 carries and added a pair of touchdowns. Aldridge is the Irish running back this season to not only lead the Irish in rushing for a game, but also register a multi-touchdown game.

► Sophomore **Armando Allen** (101 car., 457 yards, 4.5 avg., two TD) showed flashes of his game-breaking speed last year, but he was seldom able to rip off big gains in 2007. Allen's longest run was 15 yards and his longest reception went for 16 yards, however the dual-threat option he presents as a rusher and receiver combined with his elite speed adds another dimension to the Irish backfield.

► Fellow sophomore **Robert Hughes** (77 car., 256 yards, 3.3 avg., two TDs) burst onto the scene in the final two games last year, featuring a power running game not seen by a Notre Dame player in a number of years. With just 18 carries through the first 10 games, Hughes became the workhorse versus Duke and Stanford by rushing a combined 35 times for 246 yards (7.0 avg.) and two TDs. Hughes became the first freshman running back at Notre Dame to surpass 100 rushing yards in consecutive games since Allen Pinkett in 1982.

► Returning from a knee injury that sidelined him for most of the 2006 season, senior **Asaph Schwapp** started seven games a year ago and served as the lead fullback in every game. Schwapp was the lead blocker for the aforementioned three running backs and also rushed 12 times in 2007, gaining 14 yards. Schwapp has played in all eight games, but has failed to start as Notre Dame has opened most of its games in three, four and even five wideouts.

### **AR(MAN)IDO TO BE RECKONED WITH**

► Sophomore HB **Armando Allen** recorded his sixth start of the season and 10th of his career against Boston College.

► Allen rushed for only 24 yards, but did register a career-best nine receptions for 47 yards. The nine receptions are the most ever by an Irish running back.

► Allen moved into fourth place on the Notre Dame single-season receptions list for running backs with 35. He also moved into sixth place alone on the Irish career list in the same category with 59.

► Allen rushed a career-high 19 times in the loss to Pittsburgh. He totaled 73 yards, including a long run of 15 yards.

► Allen rushed for 62 yards on 15 carries in the victory over Washington, but failed to catch a pass for the first in a game this season.

► Allen had 130 all-purpose yards in the loss at North Carolina. He rushed for 60 yards on 11 carries (good for a 5.5 per carry average) and did not have a rush for negative yardage.

► Allen also added a then career-high tying seven receptions against the Tar Heels. He equaled his career-high each in consecutive weeks against Stanford and North Carolina.

► Allen has eclipsed 130 all-purpose yards in five of Notre Dame's nine games.

► Allen picked up his first career multi-touchdown game against Stanford earlier in the season.

► The 20-yard reception on Notre Dame's opening drive of first quarter against the Cardinal was the longest of his career.

► He quickly bested that career-best reception with a 21-yard touchdown pass from sophomore **Jimmy Clausen** to give the Irish a 7-0 lead on Stanford.

► The touchdown was his first receiving TD of the season and second of his career.

► Allen added his third touchdown of the season on a three-yard rush to give Notre Dame a 14-7 second-quarter lead over the Cardinal.

► The touchdown was Allen's third overall and second rushing of the season.

► Allen now has four career touchdowns.

► His 61 receiving yards was a career-high (previous high was 35 set last season on Sept. 8, 2007 at Penn State).

► Allen eclipsed the 150 all-purpose yards against Stanford for the sixth time in his career and fourth time in 2008.

► Against Purdue, finished with a career-best 134 yards rushing, good for a 7.9 per carry average (the 7.9 per carry average was the highest for a Notre Dame player since Darius Walker averaged 10.2 against Air

Force on Nov. 11, 2006)

- ▶ Totaled 247 all-purpose yards (-1 on punt returns, 105 on kick returns, 134 in rushing and nine in receiving)
- ▶ Ripped off a 16-yard rush early in the second quarter against the Boilermakers.
- ▶ Added a career-best 21-yard burst up the middle on the scoring drive to open the second half.
- ▶ Capped the five play, 81 yard drive with a 16-yard touchdown run (the first of his career).
- ▶ Rushed for 45 yards on the drive alone (entered the game with just 71 yards rushing the entire season).
- ▶ Equaled his career-best run with two more 21 yard gallops on Notre Dame's second drive of the second half.
- ▶ Prior to the meeting with Purdue, Allen's longest run was 15 yards, but he had five runs of longer than 15 yards against the Boilermakers.
- ▶ Eclipsed 100 yards against the Boilermakers for the first time in his career (previous career-high was 91 yards against Navy on Nov. 3, 2008)
- ▶ The 247 all-purpose yards against Purdue were the most by an Irish player since Julius Jones had 255 against Pittsburgh in 2003 (rushed for 262 yards).

**MOST ALL-PURPOSE YARDS IN SINGLE-GAME HISTORY**

	Total	Rush	Rec.	PR	KR	Year (Opponent)
1. Willie Maher	361	107	-	80	174	1923 (Kalamazoo)
2. George Gipp	357	150	-	50	157	1920 (Army)
3. Tim Brown	294	15	126	21	132	1987 (Boston College)
4. Tim Brown	284	19	184	-	81	1986 (Navy)
5. Jim Seymour	276	-	276	-	-	1966 (Purdue)
6. Tim Brown	275	-4	72	150	57	1987 (Michigan State)
7. Raghib Ismail	268	100	24	-	144	1990 (Miami, Fla.)
8. Vagas Ferguson	263	255	8	-	-	1978 (Georgia Tech)
9. Phil Carter	257	254	3	-	-	1980 (Michigan St.)
10. Julius Jones	255	262	-7	-	-	2003 (Pittsburgh)
-- Armando Allen	247	134	9	-1	105	2008 (Purdue)

- ▶ He had 198 all-purpose yards, including eight on the ground, 20 in the air, 147 on kickoff returns, including a career-best 53-yard return, and 23 on punt returns in the loss at Michigan State. Allen recorded 158 in the season opener against San Diego State. He registered 59 yards on the ground, 18 in the air, 46 in kickoff returns and another 35 on punt returns.
- ▶ Allen totaled 1,176 all-purpose yards in 2007. He led Notre Dame with six receptions against Penn State and returned three kicks for 67 yards. Allen registered 110 all-purpose yards in his first career game with Notre Dame versus Georgia Tech. Allen recorded 84 kick return yards on five tries and 25 yards rushing on three carries. He also added a reception for one yard.

**THOSE AREN'T BOOS, THEY'RE HUGHES**

- ▶ Sophomore HB **Robert Hughes** finished 2007 with 294 yards rushing on 53 carries and four touchdowns. He totaled 246 of those yards on 35 carries over the season's final two games. Hughes became the first Notre Dame freshman tailback to eclipse 100 yards rushing in consecutive weeks since Allen Pinkett during the 1982 season. Pinkett rushed for 129 yards against Navy (Oct. 30) and 112 yards against Pittsburgh (Nov. 6).
- ▶ Hughes is second on the Irish in carries (77), rushing yards (256) and rushing touchdowns (tied, 2).
- ▶ Hughes got just three carries last week at Boston College, but averaged 6.0 yards per rush -- tops on the team.
- ▶ Hughes registered 25 yards on the ground on eight carries against Pittsburgh.
- ▶ Hughes had four carries for 19 yards in the 33-7 rout of Washington.
- ▶ Hughes had only four rushes for 12 yards at North Carolina, as the Irish spent most of the afternoon in three, four and five wideout sets.
- ▶ Hughes totaled 26 yards rushing on nine carries in the 38-21 rout of Purdue.
- ▶ Hughes registered a well-earned 79 yards on 19 carries in the 35-17 victory over Michigan.
- ▶ The Wolverines were allowing just 1.1 yards on the ground per rush and just over 30 total yards per game, but Hughes averaged 4.2 yards per carry.
- ▶ Hughes registered his fifth career touchdown giving the Irish a 7-0 lead over the Wolverines at 11:52 of the first quarter.
- ▶ Hughes added his second rushing touchdown of 2007 and sixth of his career to give Notre Dame a 28-10 lead with 8:47 to go in second quarter.

- ▶ Hughes opened the season against San Diego State with 54 yards on 17 carries.

**NOTRE DAME RUNNING ATTACK AWAKENS**

The Irish entered the Purdue game with 234 yards rushing over their first three games of the season combined (ranked 111th in the nation at 78.00 per game). Notre Dame racked up 201 yards on 40 carries against the Boilermakers. The 201 yards rushing were the most for the Irish since the rushing attack picked up 220 against Duke on November 17, 2007 at Notre Dame Stadium.

**WIDE RECEIVERS**

- ▶ The entire wide receiver group returns in 2008 as the Irish look to return to the aerial assault applied in 2005 and 2006. Six receivers combined to catch 117 passes for 1,252 yards with eight TDs in 2007 — and the two leading receivers were a sophomore and a freshman.
- ▶ Senior tri-captain **David Grimes** (21 rec., 182 yards, 8.7 avg., two TDs) is the veteran leader of the bunch. Grimes, who did not see the field against Michigan State or Washington battling a back injury, is one of two players outside of the freshman or sophomore class to score a touchdown this season. He returned to the lineup against Purdue with four receptions for 65 yards, including a 30-yard score. Grimes had a season-high seven catches for 60 yards, including a 23-yard grab against Stanford.
- ▶ Junior **Robby Parris** (8 rec., 41 yards, 5.1 avg.) tallied the most receiving yards by an Irish wide receiver last year (361) and had the highest average yards per reception total (12.4) among receivers with at least 10 receptions. Parris started four games in 2007 and flashed his big-play potential as he led the team with eight receptions of at least 20 yards and recorded over 90 yards receiving in two games (93 yards at Purdue, 94 yards vs. Boston College), but has battled an injury through the preseason is still looking to regain top form. He had his best game of 2008 in the victory over Washington. Parris had three receptions for 19 yards.

- ▶ Following a strong freshman season that saw him named an honorable mention freshman All-American by *The Sporting News*, sophomore **Duval Kamara** (14 rec., 151 yards, 11.1 avg., 1 TD) looks to grow the connection forged with quarterback **Jimmy Clausen**. Prior to freshman WR **Michael Floyd**, Kamara held the previous Irish freshman record for most receptions (32) by a first-year wide receiver (breaking Tim Brown's school record of 28) and also set the Notre Dame record for most TD receptions by a freshman (4). Kamara registered a catch in each of the first six games for Notre Dame, including a 10-yard touchdown against Michigan to give the Irish a 14-0 first quarter lead, but was limited to just a single reception in each of the first five games for Notre Dame. Kamara broke out of his early-season slump with a season-high five receptions for 58 yards against North Carolina.

- ▶ Notre Dame has also seen the emergence of sophomore **Golden Tate** (43 rec., 742 yards, 17.3 avg., 5 TDs). The Hendersonville, Tenn., native showed flashes of brilliance in 2007 (four of his six receptions exceeded 20 yards), highlighted by his three catches, 104 yards and one touchdown performance against Purdue. Tate has already exceeded his entire reception output from a year ago and leads the Irish in receiving yards. He has hauled in passes of 30, 30, 31, 33, 38, 38, 45, 47, 47 and 60 yards over the first nine games. Tate is 32nd in the NCAA in receiving yards per game (82.44), t-69th in receptions per game (4.78) and only four other WRs in the nation (with at least 4.78 receptions per game) have a higher average per catch than Tate's 17.3.

- ▶ Freshman **Michael Floyd** was the Gatorade Player of the Year in Minnesota as a junior and a senior and was a USA Today first-team All-American. The rookie picked up his first career start against Michigan and not only became the first Irish freshman to register a TD catch in a season opener (San Diego State), but also became the first freshman to register Notre Dame's first points of a season by touchdown. Floyd has 46 receptions for 702 yards on the season. He has already established new school records for receptions (46), receiving yards (702) and receiving touchdowns (7) by an Irish freshman. He also set a new freshman record with seven receptions against Michigan State. Floyd led Notre Dame with 86 receiving yards, including a 26-yard touchdown. He recorded his first career 100 yard receiving game against Purdue. He hauled in six passes for 100 yards, including a 38-yard pass play from sophomore QB **Jimmy Clausen**.

**MICHAEL FLOYD: ANOTHER BRICK IN IRISH RECEIVING WALL**

- ▶ Freshman WR **Michael Floyd** has already made a name for himself for the Irish.
- ▶ Floyd recorded his eighth consecutive start against Boston College.
- ▶ With 69 receiving yards against Boston College, Floyd broke Tony Hunter's previous school record (690) for receiving yards by a freshman.
- ▶ With seven touchdown receptions this season, Floyd (who already owns the record for most TD receptions by a freshman) moves into a tie for ninth place on the Irish single-season list (Tom Gatewood, 1970).
- ▶ With his second reception against Pittsburgh, Floyd established a school record for receptions by a Notre Dame freshman. He broke current sophomore WR Duval Kamara's record of 32 catches in 2007.
- ▶ Floyd hauled in touchdown passes of 18 and 4 yards in the second quarter to give the Irish a 17-3 lead at halftime against Pittsburgh.
- ▶ Equaled his career-high and Irish then season-high with seven receptions in the opening 30 minutes alone against the Panthers.
- ▶ Surpassed 100 receiving yards for the fourth time in Notre Dame's last five games.
- ▶ Finished the game with 10 receptions for 100 yards, which is the most catches by an Irish player since Rhema McKnight had 10 receptions against Army in 2006.
- ▶ Floyd recorded his third 100-yard receiving game to help the Irish rout Washington. He had four catches for 107 yards, including a career-long 51-yard touchdown reception on the third play of the game.
- ▶ The touchdown catch was his team-high fifth of the season, which broke the Notre Dame record for TD receptions by a freshman (sophomore WR **Duval Kamara** had four in 2007).
- ▶ With four 100-yard receiving games already in 2008, Floyd is moving into some pretty impressive company among previous Notre Dame wide receivers.

**Games with 100 Yards - Season**

1. Tom Gatewood, Jr. ....8 (1970)
2. Maurice Stovall, Sr. ....6 (2005)
3. Jeff Samardzija, Jr. ....5 (2005)
4. **Michael Floyd, Fr. ....4 (2008)**  
Jeff Samardzija, Sr. ....4 (2006)  
Tom Gatewood, So. ....4 (1969)
7. Arnez Battle, Sr. ....3 (2002)  
Derrick Mayes, Jr. ....3 (1994)  
Derrick Mayes, Sr. ....3 (1995)  
Rhema McKnight, Sr. ....3 (2006)

**Games with 100 Yards - Career**

1. Tom Gatewood.....13 (1969-71)
2. Derrick Mayes .....9 (1992-95)  
Jeff Samardzija.....9 (2003-06)
4. Maurice Stovall .....7 (2002-05)  
Jim Seymour .....6 (1966-68)  
Tim Brown .....6 (1984-87)
7. Rhema McKnight.....5 (2002-06)
8. **Michael Floyd .....4 (2008-)**  
**Golden Tate .....4 (2007-)**  
Jack Snow .....4 (1962-64)  
Tony Smith .....4 (1989-91)  
Malcolm Johnson .....4 (1995-98)

**Receiving Yards per Game - Career**

1. Jim Seymour .....81.3 (1966-68)
2. **Michael Floyd .....78.0 (2008-)**
3. Tom Gatewood .....76.1 (1969-71)

- ▶ Hauled in a seven-yard touchdown reception from sophomore QB **Jimmy Clausen** with 0:52 left in the opening half to give the Irish a 17-6 lead.
- ▶ Fell seven receiving yards short of becoming the first Irish freshman to ever eclipse 100 yards receiving in three consecutive games.
- ▶ Floyd picked up his third career receiving touchdown on a 48-yard pass from sophomore **Jimmy Clausen** against Stanford.
- ▶ The 48-yard catch was the longest of his career at the time.
- ▶ Eclipsed 100 yards receiving for the second time in his career and second straight week.
- ▶ Became the first Notre Dame wideout to eclipse 100 yards in consecu-

- tive weeks since Jeff Samardzija on Nov. 4 (North Carolina) and Nov. 11 (Air Force) of 2006.
- ▶ Became the first Irish freshman wide receiver with consecutive 100 yard receiving games since Joe Howard on Oct. 31 (Navy) and Nov. 7 (Georgia Tech) of 1981 -- just the second ever to accomplish the feat.
- ▶ Floyd is the fourth different freshmen in the last 20 years whose first career catch was a touchdown. The others were Raghbir "Rocket" Ismail and Derek Brown in 1988, and Derrick Mayes in 1992 -- mighty impressive company for Floyd to join.
- ▶ Registered a 38-yard reception on Notre Dame's six-play, 65-yard scoring drive that tied the score, 14-14, late in the first half against Purdue.
- ▶ Had five catches for 93 yards in the first half alone against the Boilermakers.
- ▶ Finished the contest with six catches for 100 yards, making him only the second Irish freshman to have at least 100 receiving yards since Derrick Mayes in 1992 against Pittsburgh.
- ▶ The Boilermakers were the victims the most recent time it happened when sophomore WR **Golden Tate** had 104 yards on three catches with one touchdown in West Lafayette in 2007.
- ▶ Floyd's seven receptions for 86 yards in the loss at Michigan State were are a single-game record by a Notre Dame freshman, breaking the six **Duval Kamara** had last year at Purdue (68 yards) and Stanford (93 yards), and the six running back **Armando Allen** had (for 38 yards) in 2007 at Penn State.
- ▶ Floyd is having one of the top receiving seasons by any true freshman across the country in NCAA FBS.

**RECEPTIONS PER GAME (TRUE FRESHMEN)**

Name, School	Rec.	Yds	Avg.	TD	Rec./G
DeAndre Brown, Southern Miss.	55	933	16.96	11	5.50
<b>*Michael Floyd, Notre Dame</b>	<b>46</b>	<b>702</b>	<b>15.26</b>	<b>7</b>	<b>5.11</b>
Martavious Odoms, Michigan	43	398	9.26	0	4.78
Jeff Fuller, Texas A&M	42	535	12.74	7	4.67
A.J. Green, Georgia	46	806	17.52	6	4.60
Kendal Wright, Baylor	43	564	13.12	4	4.30

**RECEIVING YARDS PER GAME (TRUE FRESHMEN)**

Name, School	Rec.	Yds	Avg.	TD	Avg./G
DeAndre Brown, Southern Miss	55	933	16.96	11	93.30
T.Y. Hilton, Florida International	27	777	28.78	4	86.33
A.J. Green, Georgia	46	806	17.52	6	80.60
<b>*Michael Floyd, Notre Dame</b>	<b>46</b>	<b>702</b>	<b>15.26</b>	<b>7</b>	<b>78.00</b>
Julio Jones, Alabama	40	634	15.85	4	63.40
Jeff Fuller, Texas A&M	42	535	12.74	7	59.44
Kendal Wright, Baylor	43	564	13.12	4	56.40

*\*The stats for Floyd, Hilton and Odoms have come in nine games (the others have played 10).*

- ▶ Freshman WR **Michael Floyd** has already eclipsed the rookie receiving marks in receptions, receiving yards and touchdowns.

Player (Year)	Rec.	Yds.	Avg.	TD
<b>Michael Floyd (2008)</b>	<b>46</b>	<b>702</b>	<b>15.26</b>	<b>7</b>
Duval Kamara (2007)	*32	357	11.2	*4
Tony Hunter (1979)	27	*690	25.6	2
<b>^Michael Floyd (2008)</b>	<b>61</b>	<b>936</b>	<b>15.3</b>	<b>9</b>

*^projected numbers over 12-game regular season  
\* previous Notre Dame rookie single-season records*

- ▶ Here is a look at how Floyd's freshman season could rate against the rookie campaigns of Notre Dame's top five all-time leaders in career receptions (does not include Tom Gatewood [1968] or Jim Seymour [1965], who were not eligible to play as freshmen).

Player (Year)	Rec.	Yds.	Avg.	TD
<b>^Michael Floyd (2008)</b>	<b>61</b>	<b>936</b>	<b>15.3</b>	<b>9</b>
Jeff Samardzija (2003)	7	53	7.6	0
Rhema McKnight (2002)	9	91	10.1	0
Tim Brown (1984)	28	340	12.1	1
Maurice Stovall (2002)	18	312	17.3	3
Derrick Mayes (1992)	10	272	27.2	3

*^projected numbers over 12-game regular season*

► Floyd was widely considered one of the top three freshman wide receivers entering the 2008 season, along with Julio Jones of Alabama and A.J. Green of Georgia. Floyd more than represents himself when compared to the other freshman phenoms.

Player	Rec.	Yds.	Avg.	Rec./G	Yds./G	TD
*Michael Floyd, Notre Dame	46	702	15.26	5.11	78.00	7
A.J. Green, Georgia	46	806	17.52	4.60	80.60	6
Julio Jones, Alabama	40	634	15.85	4.00	63.40	4

\*Floyd has only played in nine games, while both Jones and Green have seen action in 10.

- Floyd recorded a then career-high seven receptions at Michigan State.
- Added his second career touchdown reception (a 26-yard pass play from Clausen with 14:51 to go in the fourth quarter) against the Spartans.
- Registered four catches that gave the Irish a first down.
- Those seven receptions were the most by an Irish receiver since Jeff Samardzija had eight against LSU in the 2007 Sugar Bowl
- The seven receptions are also the most ever by a Notre Dame freshman receiver (most by a freshman at any position as well). The previous school record by an Irish rookie was six set last season on two different occasions by sophomore WR **Duval Kamara**.
- Floyd has 702 yards receiving on 46 catches through nine games. Here is how Floyd compares through nine games to the five previous top single seasons in receiving (also through first nine games).

Player (Year)	Rec.	Yds.	Avg.	TD
Tom Gatewood (1970)	61	995	16.3	7
Jack Snow (1964)	50	956	19.1	8
Jeff Samardzija (2005)	56	919	16.4	12
Maurice Stovall (2005)	50	796	16.4	9
<b>Michael Floyd (2008)</b>	<b>46</b>	<b>702</b>	<b>15.3</b>	<b>7</b>
Jeff Samardzija (2006)	49	686	14.0	8

► Floyd is just off pace to eclipse 1,000 receiving yards in the regular season, but could with help from a possible bowl game to become the seventh Notre Dame wideout to accomplish the feat.

Player (Year)	Rec.	Yds.	Avg.	TD
Jeff Samardzija (2005)	77	1,249	16.2	15
Maurice Stovall (2005)	69	1,149	16.7	11
Tom Gatewood (1970)	77	1,123	14.6	7
Jack Snow (1964)	60	1,114	18.6	9
Jeff Samardzija (2006)	78	1,017	13.0	12
* <b>Michael Floyd (2008)</b>	<b>66</b>	<b>1,014</b>	<b>15.4</b>	<b>10</b>

\* projected over 13 games

**FOLLOW THE GOLDEN RULE**

- Sophomore WR **Golden Tate** has blossomed into one of the most improved wide receivers in the country.
- Tate ranks 32nd in the NCAA FBS in receiving yards per game (82.44) and t-69th in receptions per game (4.78).
- Among players with at least 4.78 receptions per game, Tate ranks fifth in the NCAA FBS with a 17.3 per reception average.

**YARDS PER RECEPTION (BY PLAYERS AVERAGING 4.62 REC./GAME)**

Name, School	Rec.	Yds	Rec./G	Avg./Rec.
Rashaun Greer, Colorado St.	52	924	5.20	17.77
Darius Passmore, Marshall	48	853	5.33	17.77
Aldrick Robinson, SMU	59	1,047	5.90	17.75
Dez Bryant, Oklahoma St.	60	1,054	6.67	17.57
<b>Golden Tate, Notre Dame</b>	<b>43</b>	<b>742</b>	<b>4.78</b>	<b>17.26</b>

- Registered his sixth consecutive start, sixth of the season and eighth of his career against Boston College.
- Hauled in six catches for 66 yards and added 89 yards on kickoff returns and 44 on punt returns against Boston College.
- The 199 all-purpose yards were third-most by Tate this season. He has eclipsed 185 all-purpose yards in four games this season.
- Recorded his fifth touchdown reception of the season and sixth of his career on a six-yard fade from sophomore **Jimmy Clausen** to give the Irish a 24-17 lead at 5:38 of the fourth quarter against Pittsburgh.

► Recorded a spectacular 47-yard reception late in the first half against Pittsburgh to set up an Irish score (Notre Dame would take a 10-3 lead with 1:27 left three plays later).

► The 47-yard reception and a 31-yard catch later in the game were the ninth and 10th this season by Tate of 30 yards or longer. That number exceeds the total by the entire Irish receiving corp in 2007 (three).

► Surpassed 100 yards receiving for the third time this season and fourth time in his career.

► With three 100-yard receiving games this season, Tate moves into a tie for seventh place on the Irish list for most 100 yard receiving games in a single-season.

► Tate hauled in three receptions for 42 yards, including a 33-yard pass (his ninth of 30 yards or longer this season).

► Tate picked up his first career rushing touchdown on a 21-yard end-around to give Notre Dame a 14-0 first quarter lead over Washington.

► Tate's first two rushes this season went for 45 yards, including the 21-yard touchdown run (both on end-arounds).

► Tate's second carry of the Washington game, however, another end-around, went for minus 10 yards.

► Tate (6) trails freshman WR **Michael Floyd** (7) for the overall touchdown lead for Notre Dame.

► Recorded his fourth touchdown reception of the season and fifth of his career on a 19-yard strike from sophomore **Jimmy Clausen** to give the Irish a 7-0 lead at 10:27 of the first quarter against North Carolina.

► Hauled in a 47 yard reception late in the second quarter against the Tar Heels to set up a first-down and goal situation.

► The 47-yard reception was Tate's seventh this season of over 30 yards (added an eighth on Notre Dame's final drive of the game).

► Finished the afternoon with five catches for 121 yards.

► Eclipsed 100 yards receiving for the second time in 2008 and third time in his career.

► Tate hauled in his third TD reception of the year in the rout of Purdue.

► Finished with five receptions for 64 yards (12.8 yards per catch), including a 38-yard grab against the Boilermakers.

► Tate has 742 yards receiving on 43 catches through nine games. Here is how Tate compares through nine games to the five previous top single seasons in receiving (also through first nine games).

Player (Year)	Rec.	Yds.	Avg.	TD
Tom Gatewood (1970)	61	995	16.3	7
Jack Snow (1964)	50	956	19.1	8
Jeff Samardzija (2005)	56	919	16.4	12
Maurice Stovall (2005)	50	796	16.4	9
<b>Golden Tate (2008)</b>	<b>43</b>	<b>743</b>	<b>27.3</b>	<b>5</b>
Jeff Samardzija (2006)	49	686	14.0	8

► Tate is just off pace to eclipse 1,000 receiving yards in the regular season, but might with help from a possible bowl game to become the seventh Notre Dame wideout to accomplish the feat.

Player (Year)	Rec.	Yds.	Avg.	TD
Jeff Samardzija (2005)	77	1,249	16.2	15
Maurice Stovall (2005)	69	1,149	16.7	11
Tom Gatewood (1970)	77	1,123	14.6	7
Jack Snow (1964)	60	1,114	18.6	9
* <b>Golden Tate (2008)</b>	<b>62</b>	<b>1,071</b>	<b>17.3</b>	<b>7</b>
Jeff Samardzija (2006)	78	1,017	13.0	12

\* projected over 13 games

► Recorded Notre Dame's longest rush of the season (at the time) with his 24-yard scamper on a reverse midway through the first quarter (also gave the Irish their initial first down of the afternoon) against Michigan State.

► Finished the afternoon against the Spartans with five receptions for 83 yards - marking the third straight game with at least 80 yards receiving.

► Registered four catches that gave the Irish a first down.

► Tate flashed glimpses of his athletic ability in 2007. Tate had three receptions for 104 and a touchdown against Purdue and not only became the first freshman to catch a touchdown pass since Maurice Stovall (2002 against Rutgers), but also became the first Notre Dame freshman to surpass 100 yards receiving in a game since Derrick Mayes (100 yards on two catches) against Pittsburgh on Oct. 10, 1992.

► Tate only managed three receptions the rest of the season, but explod-

ed onto the scene in the season-opener against San Diego State. He hauled in six catches for 93 yards, including a 38-yard touchdown pass to give the Irish a 14-13 fourth-quarter lead.

- ▶ Tate continued his development in the victory over Michigan. The speedster hauled in four passes for 127 yards, including a 48-yard TD strike from fellow sophomore **Jimmy Clausen**.
- ▶ The 48-yard reception against the Wolverines was Tate's longest of his career, but for only eight minutes on the game clock.
- ▶ Tate hauled in a slant pattern and raced 60 yards to set up another Notre Dame touchdown.
- ▶ The 60-yard reception was the longest for the Irish since John Carlson hauled in a 62-yard TD grab against Michigan State on Sept. 23, 2006.
- ▶ Tate eclipsed 100 yards receiving for the second time in his career against the Wolverines.
- ▶ Tate registered 116 yards on three catches in the first half, besting his previous career high of 104 yards against Purdue on Sept. 29, 2007.
- ▶ Tate's 31.8 per catch average (minimum three receptions) was the second-highest single-game average by a receiver in the Weis era.
- ▶ Tate has the best single-game average of 34.7 (3-104) set against Purdue last season.

**TIGHT ENDS**

- ▶ The Irish figured to struggle to find an immediate replacement for John Carlson, one of the most prolific tight ends in school history. Carlson started each of the last 23 games in which he appeared and recorded the second-most receptions (100) and third-most receiving yards (1,093) for a career by a Notre Dame tight end.
- ▶ Sophomore **Mike Ragone**, a former high school All-American, was the initial odds on favorite to replace Carlson after playing in 11 games as a freshman in 2007, but was lost for the season with a torn ACL. Junior **Will Yeatman** has played in 28 games in his career, starting six contests as a second tight end (including each of the first three in 2008), but will miss the remainder of the season. He has eight career receptions for 39 yards (six of which came in 2007).
- ▶ Freshman **Kyle Rudolph** has exploded onto the scene. A *USA Today* first-team All-American and considered by most recruiting sites as the top tight end in the nation, Rudolph has started all nine games this season and became the first Notre Dame rookie tight end to ever start a season opener. He hauled in two catches for 29 yards, including an 18-yard reception against Michigan State. Rudolph recorded single-game highs in both receptions (5) and receiving yards (70) against Stanford. Rudolph also added his second career touchdown reception and a career-best 24-yard grab against the Cardinals.
- ▶ With his first reception against Pittsburgh, Rudolph established a new school record for receptions by a Notre Dame freshman tight end. He broke Ken McAfee's record of 14 catches in 1974.

**RUDOLPH THE PASS CATCHING TIGHT END**

▶ Here is how Rudolph's season to date compares to three other outstanding Notre Dame rookies tight ends (Brown and McAfee each were named first team All-Americans later in their career).

Player (Year)	Rec.	Yds.	Avg.	TD
<b>Kyle Rudolph (2008)</b>	<b>20</b>	<b>221</b>	<b>11.1</b>	<b>2</b>
Ken McAfee (1974)	14	146	10.4	1
Dean Masztak (1978)	13	236	18.2	0
Derek Brown (1988)	12	150	12.5	3
Jabari Holloway (1997)	8	144	18.0	1
<b>*Kyle Rudolph (2008)</b>	<b>29</b>	<b>319</b>	<b>11.0</b>	<b>3</b>

\*projected over 13 games

- ▶ Rudolph became the first Irish freshman tight end to record a touchdown reception in 11 years in the victory over Purdue. Jabari Holloway was the last Notre Dame tight end to do so in a 33-15 loss at Stanford in 1997. He broke the drought with his five-yard grab of a **Jimmy Clausen** pass in the third quarter as the Irish extended their lead to 28-14 over the Boilermakers.
- ▶ Rudolph is the first Notre Dame rookie tight end to haul in touchdown passes in consecutive weeks (Purdue and Stanford) since Derek Brown did during the 1988 season. Ironically enough, Brown also did it in victories over both Purdue and Stanford.
- ▶ Rudolph was held without a catch in the victory over Washington. It marked just the second time this season (Michigan being the other game) in which he failed to make a reception.

**IRISH DEFENSE**

**DEFENSIVE LINE**

- ▶ It is nearly impossible to replace the 2007 production of Trevor Laws. Not only did he lead the entire nation for tackles by a defensive lineman (112 tackles, 9.3 tackles/game), but he also recorded the second-most tackles ever by an Irish defensive lineman. No one individual on the Irish roster will come close to duplicating the performance by the 2007 Notre Dame MVP, but the vacancy he created at the position could be filled by a combination of players.
- ▶ Senior **Justin Brown** returns for his fifth year at Notre Dame after setting individual career highs in almost every statistical category last year. The senior member of the defensive line, Brown has started five games in 2008 with 12 tackles and three for loss (two of which came in the victory over Michigan).
- ▶ Senior **Pat Kuntz** started the first 10 games of 2007 at nose tackle and recorded 42 tackles including 2.5 tackles for loss. He also tied for team-high honors with nine passes broken up, the most by any defensive lineman in the nation a year ago. After failing to register a tackle in the season opener, Kuntz came back with three solo stops, including one for loss against Michigan. He recorded a season-high six stops against Purdue. Kuntz had his best game of 2008 in the victory over Stanford. He finished the afternoon with three tackles, 2.0 sacks, 2.0 tackles for loss, an interception (the first of his career), a fumble recovery and a pass breakup. Kuntz recorded four tackles against Pittsburgh and followed up that performance with a five tackle effort versus Boston College.
- ▶ Sophomore **Ian Williams** started the final two games of the season at nose tackle, but he was a valuable reserve in the first 10 contests as he totaled 45 tackles, sixth-most on the team. It was the third-most tackles by an Irish freshman defensive lineman in school history and he earned freshman All-America honors from the Football Writers Association of America. Williams had one solo tackle over the first two games of the season, but regained his form with six stops against Michigan State. He had his second-best game of the season against Pittsburgh. Williams recorded six tackles (equalling season-high) and a career-best 2.0 for loss.

**WHO SAYS KUNTZ IS UNDERSIZED?**

- ▶ Senior **Pat Kuntz** entered the 2007 season without a single start and just 11 tackles in 21 career games. Kuntz excelled in Notre Dame's new 3-4 defensive scheme last season and has adapted to a move from nose tackle to defensive end this season.
- ▶ Kuntz had five tackles in the loss at Boston College last week.
- ▶ Kuntz had four tackles in the loss to Pittsburgh.
- ▶ Kuntz had three tackles, including a sack, in the defeat at North Carolina.
- ▶ Kuntz did rank in a tie for 69th in the NCAA FBS in sacks per game (0.50) before failing to register a sack each of the past two weeks.
- ▶ In fact, all three of his sacks came over Notre Dame's two games against Stanford and North Carolina.
- ▶ Kuntz had his best game of 2008 in the victory over Stanford. He finished with three tackles, 2.0 sacks, 2.0 tackles for loss, an interception (the first of his career), a fumble recovery and a pass breakup
- ▶ Kuntz totaled a season-high six tackles, including three solo stops, in the victory over Purdue.
- ▶ Kuntz did not record a tackle in the season-opening victory over San Diego State, but finished with three solo tackles against Michigan, including one for loss.
- ▶ Kuntz possesses a tremendous motor and work ethic and displayed an uncanny ability to knock down passes at the line of scrimmage.
- ▶ Despite missing the final two games of 2007 to injury, Kuntz started 10 games, totaled 53 career tackles with three tackles for loss, 0.5 sacks, nine pass break-ups and one fumble recovery.
- ▶ Kuntz led all defensive linemen in the NCAA FBS in 2007 with nine pass break-ups last year and tied for the team-high honors.

Name, School	PBU	INT	PD
<b>Pat Kuntz, Notre Dame</b>	<b>9</b>	<b>0</b>	<b>9</b>
Phillip Hunt, Houston	8	1	9
Tyson Jackson, LSU	8	0	8

- ▶ Kuntz has played in 39 career games with 18 career starts (10 in 2007).
- ▶ Kuntz ranked 58th in the nation in passes broken up and just outside the top 100 in the nation in passes defended a year ago.



**LINEBACKERS**

► Three starters return while two other linebackers have starting experience, as the linebackers group possesses the leader of the defense as well as upstart talent which helped make the Irish defense so improved last year. A staple of Notre Dame's linebacker corps the last three seasons, tri-captain **Maurice Crum Jr.** returns for a fifth year and is the indisputable leader of the defense. He has started 44 of 46 games (failed to start the first game of his career against Washington and then against at Boston College) that Notre Dame has played the past four years. Crum notched 84 of those stops in 2007 and enters this weekend with 290 career tackles, needing six more tackles to enter Notre Dame's top-10 list for career stops. Crum ranks fourth on the Irish with 49 tackles in 2008. He has 3.5 TFLs and 1.0 sack of the season for the Irish.

► Junior **John Ryan** is one of the more versatile members of the Irish defense, as he posted eight starts as an outside linebacker in 2007 and two starts at defensive end last year. He has just seven tackles this season, but has added a pair of pass break-ups, two quarterback hurries and a fumble recovery. Ryan did not play in the victory over Washington.

► Two freshmen burst onto the scene in 2007 and made significant contributions to Notre Dame's defense. **Kerry Neal** and **Brian Smith** each started as outside linebackers during their rookie seasons and both now serve as sophomore starters. Neal has picked up 16 tackles (three each against San Diego State and Michigan), 3.0 for loss, 1.0 sack and his first career interception against the Aztecs. Smith is third on the squad with 51 tackles, 4.0 for loss, 2.0 sacks, two fumble recoveries, one forced fumble, two pass breakups and three quarterback hurries. He ranks tied for 17th in the nation in fumble recoveries. Neal had a career-high four tackles against Pittsburgh and chipped in his first sack of the season.

**CRUMBLING THE COMPETITION**

► Senior LB **Maurice Crum, Jr.**, totaled 100 tackles in 2006 to lead Notre Dame. Crum was the first Irish player to eclipse the 100 tackle mark since Courtney Watson had 117 in 2003.

► Crum failed to start a game for just the second time in his career last week at Boston College.

► Crum also failed to register a tackle for the first time in his career -- which spans 46 games.

► Crum had a season-high nine tackles and 1.0 for loss against Pittsburgh.

► Crum failed to start for the first time in his career in the victory over Washington, snapping a streak of 43 consecutive starts (every game the Irish had played since the start of the 2005 season).

► The 43 consecutive starts was the longest streak on the team and seventh-longest among current NCAA FBS players.

► Crum still has a chance to equal the recognized school record for career starts.

Name	Career Starts	Career
Tom Zbikowski	48	(2004-07)
Brady Quinn	46	(2003-06)
Ryan Harris	45	(2003-06)
<b>Maurice Crum, Jr.</b>	<b>44</b>	<b>(2005-)</b>

► Crum, Jr. has 290 career stops, needing just six tackles to enter Notre Dame's top-10 list for career stops.

**Tackles - Career**

1.	Bob Crable	521 (1978-81)
2.	Bob Golic	479 (1975-78)
3.	Steve Heimkreiter	398 (1975-78)
4.	Bob Olson	369 (1967-69)
5.	Tony Furjanic	361 (1982-85)
6.	Mike Kovaleski	353 (1983-86)
7.	Ross Browner	340 (1973, 1975-77)
8.	Tom Zbikowski	300 (2004-07)
9.	Brandon Hoyte	297 (2002-05)
10.	Greg Collins	295 (1972-74)
--	<b>Maurice Crum, Jr.</b>	<b>290 (2005-)</b>

**NCAA FBS Active Career Tackles Leaders**

1.	Daniel Holtzclaw, Eastern Michigan	416
2.	Solomon Elimimian, Hawaii	391
3.	Courtney Greene, Rutgers	361
4.	Gerald McRath, Southern Miss.	359
5.	Russell Allen, San Diego State	355
	Patrick Chung, Oregon	354
7.	James Laurinaitis, Ohio State	346
8.	Ward Dobbs, Wyoming	318
9.	Clayton Mullins, Miami (Ohio)	315
10.	Bryant Haines, Ball State	310
16.	<b>Maurice Crum, Notre Dame</b>	<b>290</b>

► Crum, Jr. also ranks tied for 15th among active players in NCAA FBS with 153 assisted tackles.

► Crum, Jr. picked up his 43rd consecutive start in the loss at North Carolina.

► Crum, Jr. is the 17th player in Notre Dame football history to be named captain consecutive years.

► Crum, Jr. had a then team-high tying six tackles in the victory over Washington.

► Crum, Jr. had five tackles, including his first pass breakup of the season at North Carolina.

► Crum, Jr. registered four tackles in the victory over Stanford.

► Crum, Jr. finished the game against Purdue with six tackles.

► Crum, Jr. had six tackles, one for loss, including a sack in the season opening victory over San Diego State.

► Crum, Jr. registered five tackles with another 0.5 tackle for loss in the rout of Michigan.

► Crum, Jr. had eight tackles, four solo, including a tackle for loss last week against Michigan State.

► Crum, Jr. finished his career with 36 tackles in four games against the Spartans.

► Crum, Jr. followed up that effort with a 84 tackle season in 2007 despite battling injuries throughout much of the season.

► Crum, Jr. started at outside linebacker as a sophomore, middle linebacker as a junior (both in a 4-3 scheme) and inside linebacker as a senior (in a 3-4 scheme).

► Crum, Jr. named an honorable mention '08 preseason All-American by *The Sporting News*.

► Crum, Jr. selected to the '08 Nagurski Trophy Watch List (defensive player of the year) and Lott Award Watch List.

► Crum, Jr. rated the No. 11 inside linebacker by Phil Steele for '08 and the 11th-best outside linebacker by *Lindy's*.

► Crum, Jr. named to '08 Chuck Bednarik Award Watch List.

► Crum, Jr. ranked tied for 28th in the NCAA in 2007 with the three forced fumbles.

► In 2007, Crum, Jr. added 4.5 tackles for loss, one sack, two interceptions, four passes broken up, and two fumble recoveries.

► Crum, Jr. was responsible for five turnovers as he intercepted two passes, forced a fumble (that was recovered by a teammate) and recovered two fumbles that he forced.

► Crum, Jr. received national Defensive Player of the Week award from the Walter Camp Foundation following his performance at UCLA.

► Crum, Jr. scored first career touchdown when he returned a fumble he forced and returned 35 yards for a score at UCLA.

► Crum, Jr. became the first Irish player to ever record a pair of forced fumbles, two fumble recoveries and two interceptions in the same game.

► Crum, Jr. also set a single-game school record with four turnovers forced at UCLA.

**SMITH, BRIAN SMITH ... INSIDE LINEBACKER**

► Notre Dame sophomore LB **Brian Smith** ranks third on the Irish with 51 tackles.

► Smith has also registered 4.0 tackles for loss, 2.0 sacks, two fumble recoveries, one forced fumble, two pass breakups and three quarterback hurries.

► Smith ranks tied for 17th in the nation in fumble recoveries.

► Smith totaled eight solo tackles last week against Boston College and a pass breakup.

► Smith posted three tackles, including a vicious 11-yard sack on Ronnie Fouch, in the victory over Washington last week.

► Smith had three tackles and a quarterback hurry in the loss at North Carolina.

- ▶ Smith recorded six tackles, three solo, one tackle for loss and one sack, as well as a quarterback hurry, in the victory over Stanford.
- ▶ Smith registered a career-best 10 tackles, including one for loss, and a forced fumble against Michigan State.
- ▶ Smith has started all six games for the Irish, but just once at inside linebacker (Michigan State) as Notre Dame failed to open in nickel for the first time in 2008.
- ▶ Smith is the first sophomore LB to post 10 or more tackles in a single game since Maurice Crum, Jr. had 11 against Navy on Oct. 28, 2006.

**DEFENSIVE BACKFIELD**

- ▶ The most improved area on the entire team last year was the play by the Irish secondary. Two of the four starters return from the group that recorded the second-best pass defense in the nation. Notre Dame allowed almost 42 fewer passing yards per game and the passing efficiency of opposing quarterbacks improved from 90th in 2006 to 22nd last year.
- ▶ Senior **David Bruton** was a major contributor to the success of the Irish secondary in his first season as starter at free safety. He proved to be a tremendous addition as he ranked third on the team with 85 tackles and added three interceptions. Bruton recorded at least nine tackles in five games and is the top returning tackler from 2007.
- ▶ Senior **Terrail Lambert** returns for his fifth season and is the most veteran member of the defensive backs. Lambert has started 31 consecutive games at cornerback and has intercepted four passes while totaling 107 tackles over the last three campaigns. Only Crum has started more games on the Irish defense, and no player has played in more games than Lambert over the past three years. Lambert has 33 tackles (20 solo stops) and four pass breakups so far in 2008.
- ▶ Junior **Raeshon McNeil** has secured the other starting cornerback spot. McNeil has played in 28 games for the Irish and has been used as an extra cornerback and also as an extra safety. He made his 10th career start against Boston College and leads Notre Dame with eight pass breakups, including two in the victory over Michigan, and 10 passes defended (eight PBUs and two INT).

**Passes Broken Up - Season**

1. Clarence Ellis	.....13 (1969)
2. Dave Waymer	.....12 (1978)
3. Tom Schoen	.....11 (1967)
4. Luther Bradley	.....11 (1973)
5. Dennis Phillips	.....10 (1963)
Tony Carey	.....10 (1964)
Tom Longo	.....10 (1964)
David Martin	.....10 (1966)
Thomas O'Leary	.....10 (1966)
Ralph Stepaniak	.....10 (1969)
-- Raeshon McNeil	.....8 (2008)

▶ McNeil recorded three pass-break ups in the loss at Boston College last week. The three PBUs were the most in a game for the Irish in the Weis era. In fact, it is the most by an Irish player since Shane Walton and Gerome Sapp each had three against Florida State on Oct. 26, 2002.

▶ McNeil ranks 27th in the NCAA FBS in passes defended per game. Here is that list:

Rank	Player, School	Pos.	PBUs	INT	PD Avg./G
1.	Alphonso Smith, Wake Forest	DB	13	5	18 2.00
2.	Traye Simmons, Minnesota	DB	13	4	17 1.70
3.	Brandon Hughes, Oregon St.	DB	10	1	11 1.57
4.	Syd'Quan Thompson, California	DB	11	3	14 1.56
	Darian Hagan, California	DB	13	1	14 1.56
6.	Rashad Johnson, Alabama	DB	10	5	15 1.50
	Jairus Byrd, Oregon	DB	11	4	15 1.50
8.	Alterraun Verner, UCLA	DB	11	2	13 1.44
9.	Mike Mickens, Cincinnati	DB	9	3	12 1.33
	Devin Ross, Arizona	DB	9	3	12 1.33
	Kyle Wilson, Boise St.	DB	8	4	12 1.33
27.	Raeshon McNeil, Notre Dame	DB	8	2	10 1.11

▶ Sophomore **Gary Gray** has seen prominent playing time in 2008. Gray missed the entire 2007 season with an injury after enrolling in

January 2007 but was highly touted coming out of high school. Gray picked up his first career interception against Michigan and returned it 40 yards. Gray picked up a career-high four tackles against Purdue and also added his first career pass breakup.

▶ Freshman **Robert Blanton** made his Irish debut against Michigan and registered two tackles, one for loss. Blanton continued to make a major impact with a stellar game against Purdue. He recorded five solo tackles, a pass breakup and a 47-yard interception return for touchdown.

▶ Sophomore **Harrison Smith** is listed as the backup to Bruton at free safety, but also has seen significant action at Sam linebacker, including making his first career start against Michigan State and has since started five more games. Smith was a highly recruited player from Tennessee who was named the state's player of the year by Gatorade. The former state decathlon champion did not play in his first year with the Irish, but has picked up 40 tackles with 7.0 for loss, 2.0 sacks and a pass breakup over the first nine games of 2008. Smith even picked up a 23-yard run and 35-yard run on a pair of fake punts to give the Irish first downs against Stanford and Washington. He leads the Irish in tackles for loss and ranks fifth on the team in tackles.

▶ Junior **Sergio Brown** had played in 22 games over the last two seasons primarily on special teams, recording 11 tackles, but has exploded onto the scene in 2008. Brown has started four games for the Irish, as the extra safety in nickel packages, and has registered 15 tackles, nine solo, three pass breakups, one quarterback hurry, one fumble recovery, one TFL and a blocked punt.

▶ Replacing All-American Tom Zbikowski is a tall order, but senior **Kyle McCarthy** has done so and then some over his first nine games of 2008. McCarthy had played in 25 games and started one (against Navy in 2007), but has taken his game to another level.

**KYLE USHERS IN MCCARTHYISM ERA IN SECONDARY**

- ▶ Senior SS **Kyle McCarthy** has definitely instilled intense fear amongst Irish opponents through the first three games this season.
- ▶ McCarthy ranks 21st in the NCAA FBS in total tackles and 25th in solo stops.

**TOTAL TACKLES PER GAME (STRONG SAFETIES)**

Name, School	Cl.	Solo	Asst.	Total	TPG
Derrick Richardson, New Mexico St.	Sr.	50	54	104	13.00
<b>Kyle McCarthy, Notre Dame</b>	<b>Sr.</b>	<b>48</b>	<b>36</b>	<b>84</b>	<b>9.33</b>
Josh Thompson, La.-Monroe	Jr.	56	33	89	8.90
Clint McPeck, New Mexico	Jr.	48	48	96	8.73
Brad Phillips, Northwestern	Jr.	44	41	85	8.50

**SOLO TACKLES PER GAME (STRONG SAFETIES)**

Name, School	Cl.	Solo	TPG
Derrick Richardson, New Mexico St.	Sr.	50	6.25
Emmanuel Cook, South Carolina	Jr.	58	5.80
Josh Thompson, La.-Monroe	Jr.	56	5.60
<b>Kyle McCarthy, Notre Dame</b>	<b>Sr.</b>	<b>48</b>	<b>5.33</b>
William Moore, Missouri	Sr.	41	5.13

**TOP TACKLE SEASONS BY IRISH DEFENSIVE BACKS**

Name	Tackles
1. Chinedum Ndukwe (2006)	98
2. Steve Lawrence (1985)	92
3. A'Jami Sanders (1999)	91
4. David Bruton (2007)	85
<b>5. Kyle McCarthy (2008)</b>	<b>84</b>
6. Brian Magee (1994)	81
Glenn Earl (2002)	81
8. Jim Browner (1976)	80
Tom Zbikowski (2007)	80
10. Tom Zbikowski (2006)	79
-- David Bruton (2008)	76

▶ Registered his ninth consecutive start, ninth of the season and 10th of his career last week against Boston College.

▶ With his third tackle against the Eagles, McCarthy moved into a tie for ninth place (Tom Zbikowski, 2006) on the Notre Dame single-season tackle list for defensive backs with 79.

▶ With his fourth tackle against Boston College, McCarthy moved into a tie for seventh place (with two other players) on the Notre Dame single-

season tackle list for defensive backs with 80.

- ▶ With his fifth tackle against the Eagles, McCarthy moved into a tie for fifth place (with two other players) on the Notre Dame single-season tackle list for defensive backs with 81.
- ▶ Recorded a career-high 15 tackles against Pittsburgh, edging his previous career-best of 14 set twice earlier this season.
- ▶ Has eclipsed double digits in tackles four times in 2008.
- ▶ McCarthy finished the Washington game with five tackles despite seeing limited playing time in the second half.
- ▶ McCarthy equalled his then career-high with 14 more tackles in the victory over Stanford. He added his second career interception and a tackle for loss.
- ▶ Eclipsed 10 or more tackles for third time this season and career against the Cardinal.
- ▶ McCarthy made just his second career start in the season-opening victory over San Diego State, but the Youngstown, Ohio native recorded a career-high 14 tackles, including 10 solo stops.
- ▶ McCarthy backed up the performance with another stingy double-digit tackle effort against Michigan. He totaled 10 stops.
- ▶ McCarthy nearly reached the double-digit tackle plateau for the third straight game against Michigan State (finishing the game nine stops).

**SOMETHING BRUTON IN THE NOTRE DAME SECONDARY**

- ▶ Senior FS **David Bruton** will serve as one of three captains of 2008 Irish squad, joining **Maurice Crum Jr.** and **David Grimes**.
- ▶ Bruton ranks tied for 53rd in the NCAA FBS in total tackles and tied for 38th in solo stops.
- ▶ Bruton ranks even higher in total tackles and solo tackles when compared to other free safeties across the country:

**TOTAL TACKLES PER GAME (FREE SAFETIES)**

Name, School	Cl.	Solo	Asst.	Total	TPG
Corey Boudreaux, San Diego St.	Sr.	52	35	87	9.67
Brian Lainhart, Kent St.	So.	39	47	86	9.56
Antonio Baker, Louisiana Tech	Jr.	41	39	80	8.89
Jordan Lake, Baylor	Jr.	59	27	86	8.60
Andrew Sendejo, Rice	Jr.	42	26	68	8.50
David Bruton, Notre Dame	Sr.	45	31	76	8.44

**SOLO TACKLES PER GAME (FREE SAFETIES)**

Name, School	Cl.	Solo	TPG
Jordan Lake, Baylor	Jr.	59	5.90
Corey Boudreaux, San Diego St.	Sr.	52	5.78
James Smith, Iowa St.	Jr.	55	5.50
Andrew Sendejo, Rice	Jr.	42	5.25
David Bruton, Notre Dame	Sr.	45	5.00

**TOP TACKLE SEASONS BY IRISH DEFENSIVE BACKS**

1. Chinedum Ndukwe (2006)	98
2. Steve Lawrence (1985)	92
3. A'Jani Sanders (1999)	91
4. David Bruton (2007)	85
5. <b>Kyle McCarthy (2008)</b>	<b>84</b>
6. Brian Magee (1994)	81
Glenn Earl (2002)	81
8. Jim Browner (1976)	80
Tom Zbikowski (2007)	80
10. Tom Zbikowski (2006)	79
-- <b>David Bruton (2008)</b>	<b>76</b>

**TOP CAREER TACKLES BY IRISH DEFENSIVE BACKS**

1. Tom Zbikowski (2004-07)	300
2. Jim Browner (1976-78)	228
3. A'Jani Sanders (1996-99)	225
4. Brian Magee (1992-95)	206
5. Deke Cooper (1997-99)	203
6. <b>David Bruton (2005-)</b>	<b>193</b>
7. Jeff Burris (1991-93)	189
8. Stacey Toran (1980-83)	184
John Covington (1990-93)	184
10. Steve Lawrence (1983-86)	182

- ▶ Bruton registered a career-high 16 tackles against Pittsburgh. His previous career-high was 15 set on two previous occasions.
- ▶ Bruton added his third interception of the season and sixth of his career.
- ▶ Bruton has eclipsed 10 tackles in three different games this season.
- ▶ Bruton has forced five turnovers this season (three INTs and two forced fumbles).
- ▶ Bruton has recorded the second-most career tackles (193) on the team (behind Maurice Crum Jr., 290 tackles).
- ▶ Bruton has appeared in 44 career games and started 20 contests while making 527 special teams appearances.
- ▶ Bruton continued to lead the Irish secondary and was a key reason Notre Dame limited the Washington passing attack to just 98 yards (69 of those passing yards actually came late in the fourth quarter with the game no longer in question when Bruton was on the sidelines).
- ▶ He had four assisted tackles against the Huskies.
- ▶ Bruton had a team-high eight tackles, despite a quad injury that prevented him from participating in numerous special teams situations.
- ▶ Bruton has recorded eight or more tackles in five of Notre Dame's eight games this season.
- ▶ Bruton totaled nine tackles and picked off his second pass of the season in the victory over Stanford.
- ▶ The interception was the fifth of his career.
- ▶ Has forced a turnover (forced fumble or interception) in three of Notre Dame's six games.
- ▶ All four of his forced turnovers (two interceptions, two forced fumbles) have taken place inside the Irish 20-yard line.
- ▶ After recording five tackles in the season opener against San Diego State, Bruton exploded for a career-high tying 15 stops against Michigan.
- ▶ Bruton also forced a fumble against the Wolverines inside the Notre Dame five-yard line.
- ▶ Bruton added an interception midway through the fourth quarter, once again at the five-yard line.
- ▶ Bruton has forced three turnovers this year inside the Irish 6-yard line.
- ▶ Bruton had a spectacular game against Michigan State. He registered a game-high tying 10 tackles.
- ▶ Bruton made 10 tackles against Michigan State, eclipsing 10 or more tackles in a single game for the second time in 2008 and fourth time in his career.
- ▶ Bruton is still one of the top gunners on the punt coverage unit, as he was during his sophomore and junior seasons.
- ▶ Bruton is the top returning tackler on 2008 roster after ranking third on the team and pacing the secondary in 2007 with 85 tackles.
- ▶ Bruton recorded one sack, 5.5 tackles for loss, three interceptions, three passes broken up, one forced fumble and one fumble recovery a year ago.
- ▶ Bruton was primarily a special teams player in his first two seasons before starting at free safety throughout his junior year in 2007.
- ▶ Bruton is one of two returning starters in the Notre Dame secondary.
- ▶ Bruton was named to the Nagurski Watch List (defensive player of the year) for 2008.
- ▶ Bruton was rated the 12th-best safety in the nation by *Lindy's* and the No. 19 free safety by *Phil Steele* in the '08 preseason.
- ▶ Bruton was named to '08 Jim Thorpe and Nagurski Award Watch List.

**BABY BLANTON**

- ▶ Freshman DB **Robert Blanton** became the fifth Irish freshman to ever return a interception for a touchdown last week against Purdue.
- ▶ Blanton not only recorded his first career interception, but also returned it 47 yards for a touchdown. He became the fifth Notre Dame freshman to ever return an interception for a touchdown.

**Irish Freshman With Interception Returns for TD (since 1972)**

Robert Blanton	47 yards	Sept. 27, 2008
Brian Smith	25 yards	Oct. 13, 2007
Bobby Leopold	57 yards	Sept. 25, 1976
Randy Harrison	44 yards	Oct. 26, 1974
Drew Mahalic	56 yards	Oct. 14, 1972

- ▶ First Notre Dame player to return an interception for a touchdown since sophomore LB **Brian Smith** on Oct. 13, 2007 against Boston College.

**IRISH MISCELLANEOUS NOTES**

**IRISH TOP LATEST NCAA GRADUATION RATINGS**

The University of Notre Dame ranks number one in the country in terms of graduating its student-athletes, according to statistics released in mid-October.

Whether measured by the federal government in its Department of Education report or by the NCAA through its newer Graduation Success Rate (GSR) numbers, graduation rates for Notre Dame student-athletes also rank among the national leaders in all major categories among all major football-playing colleges and universities. Notre Dame led the nation in the GSR ratings for all student-athletes (at 98, tied with the United States Naval Academy), while also ranking first in both the GSR and federal standings for female student-athletes (100 GSR, 93 federal) - as well as first in the federal listing for black student-athletes (84). Both the federal graduation-rate figures and the GSR numbers for Notre Dame student-athletes found the Irish ranked fourth or better nationally in five major categories among the 119 football-playing institutions in the NCAA Football Bowl Subdivision (formerly Division I-A).

The federally mandated NCAA Graduation-Rates Report, the 18th such survey issued by the association, covers students who enrolled between 1998 and 2001 at all Division I institutions. The federal graduation rates are based on the raw percentage of student-athletes who entered an institution and graduated within six years. Students who leave or transfer, regardless of academic standing, are considered non-graduates. All those receiving athletics aid are included in the statistics. All military academies are exempt from the federal survey because they do not offer grants-in-aid to student-athletes. The GSR was created to more accurately reflect actual graduation rates by including transfer data in the calculation. College and university presidents asked the NCAA to develop a new methodology that takes into account the mobility among students in today's higher education environment. Research indicates that approximately 60 percent of all new bachelor's degree recipients are attending more than one undergraduate institution during their collegiate careers.

In calculations listing all student-athletes in all sports, Notre Dame tied for first among the Bowl Subdivision football schools in the GSR figures, which were initiated in 2005 by the NCAA. The University's 98 percent GSR for all its student-athletes matched that for the U.S. Naval Academy. Using the federal formula, Notre Dame graduated a four-year average of 89 percent of its student-athletes, just behind Stanford at 91 percent.

Notre Dame graduated 93 percent of all women competing in varsity athletics, to rank first among its peer institutions (tied with Northwestern) based on the federal calculations. Among men, Notre Dame's 87 percent federal rate was second, behind only Stanford's 90 percent rate.

Notre Dame graduated 84 percent of its black student-athletes, ranking first nationally based on the federal rate, and Irish football players graduated at a 85 percent rate, to rank fourth. In the GSR standings, in addition to its number-one ranking for all student-athletes, Notre Dame finished tied for first among female student athletes at 100 (Vanderbilt and the U.S. Naval Academy also finished at 100), second among male student-athletes at 97 percent (behind the Naval Academy at 98), second among football players at 94 percent (behind the Naval Academy at 95), and second among black student-athletes at 96 percent (behind the Naval Academy at 98).

The NCAA also calculated graduation rates over a 10-year period (student-athletes who entered from 1992-93 through 2001-2002). During those 10 years, Notre Dame had 627 student-athletes who exhausted their eligibility - and 100 percent of them graduated within the allotted six-year period. By comparison, Northwestern had a 100 percent rate, Duke recorded 99 percent, and Boston College and Stanford both had 98 percent rates.

► Since the NCAA first published GSR numbers in 2005, here are the trends for Notre Dame in all 10 categories over the four years of graduation rates (includes ranking and raw graduation percentage; SA stands for student-athletes):

Category		2005	2006	2007	2008
All SAs	Fed.	1st at 90	2nd at 89	3rd at 89	2nd at 89
	GSR	2nd at 98	2nd at 98	1st at 98	1st at 98

Male SAs	Fed.	1st at 87	1st at 87	3rd at 85	2nd at 87
	GSR	2nd at 98	2nd at 97	2nd at 97	2nd at 97
Female SAs	Fed.	1st at 96	2nd at 94	1st at 94	1st at 93
	GSR	5th at 99	2nd at 99	1st at 100	1st at 100
Black SAs	Fed.	6th at 78	6th at 84	8th at 75	1st at 84
	GSR	6th at 93	3rd at 95	4th at 91	2nd at 96
Football SAs	Fed.	4th at 85	6th at 84	6th at 79	4th at 85
	GSR	2nd at 96	3rd at 95	3rd at 93	2nd at 94

**All Student-Athletes**

**Federal Rate**

1. Stanford, 91
2. **Notre Dame, 89**
3. Duke, 88
- (tie) Northwestern, 88
5. Boston College, 85
6. Penn State, 82
7. Vanderbilt, 79
- (tie) Rice, 79
- (tie) Michigan, 79
10. Wake Forest, 78

**GSR**

1. **Notre Dame, 98**
- (tie) U.S. Naval Academy, 98
3. Northwestern, 97
- (tie) Duke, 97
5. Boston College, 96
6. Stanford, 95
7. Vanderbilt, 94
8. U.S. Military Academy, 92
- (tie) Wake Forest, 92
- (tie) U.S. Air Force Academy, 92

**Male Student-Athletes**

**Federal Rate**

1. Stanford, 90
2. **Notre Dame, 87**
3. Duke, 85
- ?4. Northwestern, 83
5. Boston College, 80
6. Vanderbilt, 77
7. Penn State, 75
8. SMU, 74
9. Wake Forest, 72
10. Rice, 71

**GSR**

1. U.S. Naval Academy, 98
2. **Notre Dame, 97**
3. Northwestern, 95
- (tie) Boston College, 95
- (tie) Duke, 95
6. Stanford, 94
7. U.S. Air Force Academy, 92
- ?8. U.S. Military Academy, 91
- (tie) Vanderbilt, 91
10. Wake Forest, 89

**Female Student-Athletes**

**Federal Rate**

1. **Notre Dame, 93**
- (tie) Northwestern, 93
3. Duke, 92
4. Rice, 91
- (tie) Penn State, 91
- (tie) Stanford, 91
7. Michigan, 90
8. Boston College, 89
9. Miami (Ohio), 88
10. Wake Forest, 87

**GSR**

1. **Notre Dame, 100**
- (tie) Vanderbilt, 100
- (tie) U.S. Naval Academy, 100
4. Northwestern, 99
- (tie) Duke, 99
- (tie) Rice, 99
7. Wake Forest, 98
- (tie) Illinois, 98
- (tie) Boston College, 98
10. Penn State, 97
- (tie) Bowling Green, 97

**Black Student-Athletes**

**Federal Rate**

1. **Notre Dame, 84**
2. Wake Forest, 82
- (tie) Stanford, 82
4. Northwestern, 81
5. Vanderbilt, 77
- (tie) Duke, 77
7. Penn State, 76
8. Boston College, 72
- (tie) Rice, 72
10. Marshall, 69
- (tie) Southern Mississippi, 69

**GSR**

1. U.S. Naval Academy, 98
2. **Notre Dame, 96**
3. Northwestern, 94
4. Wake Forest, 89
- (tie) Duke, 89
6. U.S. Air Force Academy, 86
- (tie) Vanderbilt, 86
8. Stanford, 85
9. Boston College, 84
10. U.S. Military Academy, 82

**Football Student-Athletes**

**Federal Rate**

1. Stanford, 89
2. Boston College, 88
3. Duke, 86
4. **Notre Dame, 85**
5. Vanderbilt, 81
6. Northwestern, 78
7. Nebraska, 75
- (tie) Penn State, 75
9. Cincinnati, 73
10. Rice, 71

**GSR**

1. U.S. Naval Academy, 95
2. **Notre Dame, 94**
3. Stanford, 93
4. Northwestern, 92
- (tie) Boston College, 92
- (tie) Duke, 92
7. Vanderbilt, 91
8. U.S. Air Force Academy, 90
9. U.S. Military Academy, 87
10. Wake Forest, 83
- (tie) Miami (Ohio), 83

**HOLTZ TO COACH LEGENDS IN NOTRE DAME JAPAN BOWL 2009**

Former University of Notre Dame head coach and College Football Hall of Fame Class of 2008 member Lou Holtz will lead the Fighting Irish Legends onto the field when he coaches in what he promises will be "one last game."

Holtz will take charge of the Legends, an alumni team made up of former Fighting Irish football players, for the NOTRE DAME JAPAN BOWL 2009 to be played at the 55,000-seat Tokyo Dome in Japan's capital city on Saturday, July 25, 2009. The game against the Japanese national team will be the highlight of an eight-day visit to Tokyo to celebrate the 75th anniversary of the Japan American Football Association (JAFA).

The Fighting Irish Legends will meet for a two-day mini camp in South Bend on July 17 and 18 next year, before heading east from July 19 to 26 as unique sporting ambassadors in Japan.

Holtz has named former Georgia Tech, East Carolina and Wyoming veteran head coach Bill Lewis as his assistant head coach and defensive backs coach. Lewis spent nine years on the staff of the Miami Dolphins as an assistant head coach and defensive backs coach at the University of Notre Dame. Former Notre Dame running back Reggie Brooks, who played for Holtz as a member of the Irish team from 1989-92 and now handles Notre Dame football alumni relations for the Notre Dame Monogram Club, is charged with recruiting the Fighting Irish Legends playing staff. Invitations are being sent out to former players, focusing on those who played at Notre Dame during the past decade. Details of the Fighting Irish Legends roster and additions to the coaching staff will be announced in the coming months.

This marks the fifth international experience for the Notre Dame football program:

- ▶ The Notre Dame freshman football team played in Mexico City, Mexico, in 1971.
- ▶ The Irish defeated Miami 40-15 in the Mirage Bowl (the regular-season finale that year) at National Olympic Stadium in Tokyo, Japan, on Nov. 24, 1979. Vagas Ferguson carried 35 times for 177 yards and three touchdowns.
- ▶ 19th-ranked Notre Dame defeated Navy 54-27 at Croke Park in Dublin, Ireland, in a regular-season game played Nov. 2, 1996 - behind Autry Denson's 123 rushing yards and two TDs.
- ▶ An Irish alumni team won 14-10 against the Hamburg Blue Devils at Volksparkstadion in Hamburg, Germany, on July 8, 2000 - thanks to an end-zone interception by Ivory Covington on the final play of the game.

**TEAM ECLIPSES 3.0 GPA FOR SIXTH STRAIGHT SEMESTER**

Members of the 2007-08 Notre Dame football team combined to post a semester grade-point average above 3.0 during the '08 spring semester, marking the sixth straight semester (and the first six times in recorded history) that the Irish football team has topped the 3.0 GPA level as a group.

Fifty-four of the 104 players registered at least a 3.0 mark for the '08 spring semester and 53 members of the team currently have a cumulative GPA of at least a 3.0.

Fourteen members of the team earned a place on the Dean's List and the team's current cumulative GPA is over 3.0.

Statistics for the semester cumulative GPAs of the football team were not kept prior to 1992, but before Weis' arrival in 2005, the previous best semester cumulative GPA was 2.911. Beginning with the '05 fall semester, the Irish football team has recorded over a 3.0 combined GPA in each semester.

Weis' first team in 2005 surpassed the 3.0 mark for the first time ever with a 3.044 combined GPA in the fall semester of '05. At that time, that marked the highest figure ever attained by the football team. Then, the Notre Dame players followed that up with a combined and unprecedented 3.072 mark in the spring semester of '06.

The fall semester of '06 saw the Irish football team post a 3.041 cumulative GPA and 61 of the 104 players achieved at least a 3.0 during that semester. In the spring of '07, Irish players improved on that and recorded a 3.043 combined GPA.

**YOUNG RECEIVED HARVEY G. FOSTER AWARD**

Bryant Young, a 1994 Notre Dame graduate and former Irish and professional football player, received the Harvey G. Foster Award during a halftime ceremony at the Notre Dame-San Diego State game Sept. 6. The Foster Award is given annually to a Notre Dame graduate distinguished for athletic endeavors and community service.

An All-American defensive tackle for the Irish, Young played for 13 years with the San Francisco 49ers before retiring last year with 89 career sacks. His NFL accolades include Defensive Rookie of the Year, four Pro-Bowl and All-Pro honors, selection to the 1990s All Decade Team and Comeback Player of the Year after suffering a potentially career-ending leg injury in 1999. Last year, Young's teammates voted him the winner of the Len Eshmont Award, the team's most prestigious honor for inspirational and courageous play, for a record eighth time. No other player in 49ers history has won the award more than twice.

Young and his wife, Kristin (also a 1994 Notre Dame graduate), established the Young Dreams Foundation, which benefits youth organizations in San Francisco and Chicago. The supports summer youth football camps and college tuition for San Francisco Bay-area students. In addition, the Youngs have established several scholarships at Notre Dame for San Francisco and Chicago students.

For his philanthropic efforts, Young was named USA Today's Most Caring Athlete in 2000 and was nominated as one of the 10 Most Influential African-Americans in the Bay area.

**ROCKNE AND YONTO**

They represent two of the most storied names in Fighting Irish annals when it comes to coaching football at Notre Dame.

That Irish football family lost two individuals with major connections to the University's coaching tree late this past summer with the deaths of Jack Rockne and Joe Yonto.

Rockne was the last remaining child of legendary Irish coach Knute Rockne. A long-time South Bend resident, Jack had been closely involved with Notre Dame athletics in recent years through the athletic department's Rockne Heritage Fund. Though never associated with football the way his famous father was, he had been a frequent fan at Irish home games of late. In 2006 he received an honorary monogram from the Notre Dame Monogram Club in recognition of his contributions and dedication to the University.

Yonto made his name as the long-time Notre Dame defensive line coach, beginning in 1964 when Ara Parseghian came to town and continuing on Dan Devine's staff and several years under Lou Holtz. When he wasn't coaching on the field, he worked under athletics directors Gene Corrigan and Dick Rosenthal as a special assistant to the athletics director while helping administer the football program. Yonto coached a glossy list of All-Americans and first-round NFL draft picks, including the likes of Alan Page, Mike McCoy, Walt Patulski and Ross Browner. Rockne and Yonto.

They were loyal sons of Notre Dame. They will be missed.

-- John Heisler

**NEW SCHOLARSHIPS**

Former Notre Dame walk-on and current senior OC **Thomas Bemenderfer** was elevated to scholarship status prior to the start of the 2008 season, as was junior P **Eric Maust** and senior CB **Mike Anello**.

Anello (Orland Park, Ill.) earned the scholarship following a sensational 2007 season. Anello was a starting gunner on the punt coverage team and tallied six tackles. He is currently involved in many of the special teams units for the 2008 season. Anello owns a 3.93 cumulative grade-point average (GPA), qualifying him for the dean's list, and is a finance major in Notre Dame's Mendoza College of Business.

Bemenderfer (Mishawaka, Ind.) earned a scholarship for the second straight season. He began his college career as a scholarship athlete at Northwestern University before transferring to Notre Dame for the 2006-07 school year. He is currently listed as the backup center. A member of the dean's list, Bemenderfer is enrolled in pre-professional studies in the College of Science and has a 3.762 GPA.

Maust (Alpharetta, Ga.) filled in at punter during the 2007 season and averaged a team-high 42.1 yards on 21 punts, landing nine inside the 20 with only one touchback. A junior from Atlanta, Ga., Maust enters the 2008 season as the starting punter for the Irish. He is also one of the top pitchers for Notre Dame's baseball team and recorded a 6-3 record last season. Maust is enrolled in the Mendoza College of Business, majoring in finance, and owns a 3.153 GPA.

**NOTRE DAME FOOTBALL FRIDAY LIVE**

Every Friday night before a home game Notre Dame Football Friday Live is broadcast from Waterford Estates Lodge on SR 933 North of the Notre Dame campus from 8-9 pm on Cat Country 99.9 FM. Jack

Nolan will host the show with former consensus Irish All-American Mirko Jurkovic. The show features live interviews with big names from Notre Dame football lore. The show can also be heard live on [www.und.com](http://www.und.com).

#### **CRUM JR. ONE OF 10 FINALISTS FOR LOWE'S SENIOR CLASS AWARD**

Fifth-year senior linebacker Maurice Crum Jr. has been chosen one of 10 finalists for the 2008 Lowe's Senior CLASS Award, announced Thursday. Crum is the fourth Irish student-athlete nominated this fall joining men's soccer player Matt Besler and women's soccer players Brittany Bock and Kerri Hanks.

The inaugural class of finalists for the NCAA football division of the Lowe's Senior CLASS Award was announced today, launching a nationwide balloting process to determine the 2008 recipient for the honor that combines on-field and off-field achievements for NCAA Division I football seniors in the Bowl Subdivision.

An acronym for Celebrating Loyalty and Achievement for Staying in School, the Lowe's Senior CLASS Award focuses on the total student-athlete and encourages those leaders to use their platform in athletics to make a positive impact on their circle of influence.

Crum graduated last May from Notre Dame with a degree in sociology and is currently enrolled in the graduate studies program. Besides taking part in several community service activities around campus during his tenure at Notre Dame, Crum spent a week in Ghana in June where he helped put together a library and computer lab at an orphanage. From June 10-18, Crum joined eight other students and adults in Accra, Ghana and helped establish a new computer lab with 14 computers, two printers and seating for 24 students. They also brought approximately 2,000 books for the new library and participated in a dedication ceremony involving government and local leaders.

On the football field, Crum is in his second year as captain of the Fighting Irish football team and became just the 17th two-time captain in the football team's history. His 34 tackles is tied for third on the team and he has started all 43 games in his career to this point. Crum has totaled 275 career tackles and needs 25 more stops to become the ninth player in Irish history to record 300 career tackles.

Joining Crum as 2008 finalists for the NCAA football division are: tight end Travis Beckum (University of Wisconsin - Madison), offensive lineman Jeff Byers (University of Southern California), quarterback Chase Clement (Rice University), quarterback Chase Daniel (University of Missouri - Columbia), linebacker James Laurinatis (The Ohio State University), center Alex Mack (University of California - Berkeley), defensive tackle Darryl Richard (Georgia Tech University), punter/kicker Louie Sakoda (University of Utah), and kicker Austin Starr (Indiana University).

These 10 senior student-athletes will be placed on the official ballot for a nationwide vote beginning today and concluding December 10th. Votes from coaches and media will be coupled with fan balloting to determine the recipient of the award. Fans can vote online during this time period at [www.seniorclassaward.com](http://www.seniorclassaward.com). For the first time in the award's history, text voting will also be available starting Saturday, October 25th. To vote for Crum via text, fans will send the text code FB4 to 839863.

#### **FATHER RIEHLE PASSES**

Rev. James Riehle, C.S.C., longtime executive director of the Notre Dame Monogram Club and chaplain to University of Notre Dame athletics teams for nearly three decades, died this morning at Holy Cross House on the Notre Dame campus following a brief illness. He was 83.

Riehle served as Monogram Club executive director from 1978 through 2002, and then continued to work with the club in an emeritus role. He began as the chaplain for the athletic department in 1966, officially earning the title in 1973. His first football game as Notre Dame team chaplain was the famous 10-10 tie with Michigan State in '66.

"Father was a true Notre Dame man who dedicated his life to his faith and to the University," said current Monogram Club executive director Jim Fraleigh.

"He touched the lives of thousands of Notre Dame students and student-athletes - and he was the driving force behind the initiatives of the Monogram Club."

A 1949 graduate of Notre Dame, Riehle earned his bachelor's degree in business administration and then studied theology at Holy Cross College in Washington, D.C., from 1960-64. He earned his master's in business administration from Notre Dame in 1978.

Riehle was ordained as a deacon at the Shrine of the Immaculate Conception in Washington, D.C., in 1963. On June 10, 1964, he was ordained as a priest in Notre Dame's Sacred Heart Church. His first assignment was as chaplain for Dillon Hall before he went to Sacred Heart Parish in New Orleans, La. In 1966, Riehle returned to Notre Dame as the assistant dean of students and rector of Sorin Hall. He assumed the dean of students post in 1967 and served in that capacity until 1973. For 12 years, until 1985, Riehle served as rector of Pangborn Hall.

Born Nov. 25, 1924, and originally from Saginaw, Mich., Riehle held several posts at the University, including chairman of the board of directors for the University Club (1971-77) and director of energy conservation (1973-93).

In recognition of his contributions to the athletic department and the University of Notre Dame, he was honored with the 2001 Moose Krause Man of the Year Award by the Monogram Club -- and the intramural fields located on the north end of the campus (just east of Stepan Center) were named in his honor.

The Monogram Club fund that assists former Irish athletes with funding for their children to attend Notre Dame is named the Brennan-Boland-Riehle Scholarship Fund in his honor.

Formerly an enthusiastic hockey player and long an avid cigar-smoker and golfer, Riehle played the role of Notre Dame football team chaplain in the movie "Rudy." He also starred in an adidas commercial in which he facetiously asked former Irish quarterback Joe Montana, "What have you been doing since you left the University?"

#### **THEISMANN TO BE GUEST SPEAKER AT 2008 FOOTBALL BANQUET**

Former University of Notre Dame football All-American and College Football Hall of Fame quarterback Joe Theismann will serve as the guest speaker for the 88th University of Notre Dame Football Banquet.

The banquet, sponsored by the Notre Dame Club of St. Joseph Valley, will be held Friday, Dec. 5, 2008, in the north dome of the Joyce Center on the Notre Dame campus. A reception and silent auction in the Monogram Room both begin at 5:45 p.m. EST and the dinner begins at 7:00 p.m. EST.

The program will include a video tribute to the 2008 Irish squad - as well as a series of awards honoring members of the Notre Dame team. Tickets are now on sale at \$42 each (a table for eight is \$336) and can be ordered at the Joyce Center second-floor ticket window, by phone (VISA, MasterCard or American Express) by calling 574-631-7356 (fax to 574-631-0854), or by writing to Ticket Office, 113 Joyce Center, Notre Dame, IN 46556.

Order forms also can be printed from Notre Dame's athletic web site by clicking here. Checks should be made payable to University of Notre Dame Football Banquet. Requests must be received by Friday, Nov. 28, 2008. All tickets will be distributed through Joyce Center will call on the concourse on the night of the event (enter Gate 1). Proceeds benefit the Notre Dame Club of St. Joseph Valley Scholarship Fund.

A 2003 inductee into the College Football Hall of Fame, Theismann played for the Irish from 1968-70 as a 6-0, 170-pound quarterback from South River, N.J. A first-team All-America selection as a senior in '70 by both the Associated Press and Football News, he ended up runner-up that year in the Heisman Trophy balloting to winner Jim Plunkett of Stanford.

As a senior in '70, Theismann led the Irish to a 10-1 record and a Cotton Bowl victory over top-rated Texas with its 30-game win streak. Also an Academic All-American in '70, Theismann in 1990 was inducted into the Verizon Academic All-America Hall of Fame.

He still holds Irish all-time records for pass completions in a game (33 vs. USC in '70), passing yards in a game (526 vs. USC in '70) - and he ranked sixth all-time in career passing yards (4,411) and fifth in career TD passes (31). In his Notre Dame career, he completed 290 of 509 passes (.569) for 4,411 yards and 31 TDs. He also rushed 316 times for 1,043 yards and 16 TDs.

A fourth-round draft pick of the Miami Dolphins in the 1971 NFL Draft, Theismann went on to a Pro Bowl career with the Washington Redskins, playing in two Super Bowls and winning one in 1983. He was selected the NFL MVP in 1983 and the NFL Man of the Year in 1982. He retired from the NFL after the '85 season (he played 1974-85), having thrown for 25,206 career yards and 160 TDs and rushed for another 1,815 yards and 17 TDs.

He spent many years as an ESPN NFL analyst and also owns a restaurant in Alexandria, Va.

Theismann added another award to his trophy case recently when he was named the 2008 Davey O'Brien Legends Award recipient. The award, which was started in 2001, is given to a quarterback who has made major contributions to the game on and off the field each year.

Theismann, who also was selected as a baseball shortstop by the Minnesota Twins in the 1971 MLB draft, went north to play in the Canadian Football League and threw for more than 6,000 yards and 40 TDs in three seasons.

#### **NOTRE DAME AND ISP JOIN TO PRODUCE FOOTBALL RADIO NETWORK**

The University of Notre Dame and ISP Sports, have approved a new, 10-year business partnership in which ISP will become the new exclusive national rights-holder for Notre Dame football radio broadcasts.

The Notre Dame-ISP relationship will begin with the 2008 season and extend through the 2017 season -- with ISP managing, producing and syndicating Notre Dame's national football radio network.

ISP, the largest collegiate-only sports marketing firm in the country, represents athletics marketing and multi-media rights for more than 40 Division I-A universities, five major conferences (including two Bowl Championship Series conferences, the BIG EAST Conference and the Atlantic Coast Conference) and two postseason football bowl games.

ISP takes over for Westwood One, which had held Irish football radio rights since 1968, originally as the Mutual Broadcasting Company.

ISP has named Ron Murphy the general manager for the Notre Dame ISP Sports Network. Murphy brings over 30 years of advertising sales and management experience, having worked for several notable companies such as CBS, Yankee Entertainment and Sports (Y.E.S.) and FOX Sports Net.

Murphy joins ISP's team of more than 250 professional sales people dedicated to the collegiate market, with relationships with more than 800 radio stations (and more than 100 television stations) around the country.

Headquartered in Winston-Salem, N.C., ISP has nearly 50 sales offices around the country. Sutton founded the company in 1992. Among ISP clients are seven ACC athletic programs (Boston College, Clemson, Florida State, Georgia Tech, Miami, Virginia Tech, Wake Forest), five from the BIG EAST (Cincinnati, Pittsburgh, South Florida, Syracuse, Villanova), five from the Southeastern Conference (Alabama, Auburn, Georgia, South Carolina, Vanderbilt) and three from the Pacific-10 Conference (California, UCLA, Washington). In 2007, the BIG EAST Conference and ISP announced a six-year agreement involving virtually all conference marketing and sales.

Notre Dame remains the only college football program to have its games broadcast on a truly national radio network of linear stations. Joe Boland, former sports director at WSBT in South Bend, originated the Irish Football Network in 1948. In 1956, the Mutual Broadcasting System first carried Notre Dame games on approximately 560 stations. From 1958-67, the ABC Radio Network carried Irish games on a similar-sized network. Mutual began carrying Notre Dame games again in 1968 (that year with 253 affiliates). Mutual eventually became Westwood One (now a publicly held company managed and partly owned by CBS Radio).

#### **NOTRE DAME, NBC EXTEND FOOTBALL CONTRACT THROUGH 2015**

The University of Notre Dame and NBC Sports have reached agreement on a new five-year contract giving NBC the rights to televise Irish home football games from 2011 to 2015, extending the partnership between the University and network to 25 years.

A joint announcement of the extension was made on June 19 by NBC Sports & Olympics chairman Dick Ebersol, NBC Sports president Ken Schanzer and Notre Dame's president, Rev. John I. Jenkins, C.S.C.

Each season from 2011 to 2015, NBC will televise seven games at Notre Dame Stadium and an additional eighth off-site game airing in prime time.

Revenues from the NBC contract have played a key role in Notre Dame's financial aid endowment since the start of the relationship in 1991. University officers decided then to use a portion of the football television contract revenue for undergraduate scholarship endowment (not athletic scholarships). To date, some 2,400 Notre Dame undergraduate students have received nearly \$26 million in aid.

The University also has committed NBC revenues to endow doctoral fellowships in its Graduate School and MBA scholarships in its

Mendoza College of Business.

The revenue generated through the NBC contract is a primary reason why Forbes magazine has recognized the substantial financial contributions made by Irish athletics to the University's academic enterprise. In a 2007 survey, Forbes reported that the Notre Dame football program returns \$21.1 million to academic initiatives, a total that is more than the survey's next five programs combined.

NBC has been televising Irish home games since 1991, and this marks the fifth of a series of five-year agreements with Notre Dame. The original agreement covered the seasons from 1991 through 1995. The first five-year extension (announced in 1994) covered 1996 to 2000, the second extension (announced in May '97) covered 2001 to 2005, and the third extension (announced in December '03) covered 2006 to 2010.

**Notre Dame vs. Navy  
Series History**

**Notre Dame leads 70-10-1**

<b>In Notre Dame:</b>	Notre Dame leads 26-4-0
<b>Neutral:</b>	Notre Dame leads 44-6-1.
<b>Longest Notre Dame Win Streak:</b>	43 (1964-2006)
<b>Longest Navy Win Streak:</b>	2, three times (1933-34, 1956-57, 1960-61)
<b>Largest Margin of Victory:</b>	49 (56-7), 1970 in Philadelphia
<b>Largest Margin of Defeat:</b>	26, (7-33), 1956 in Baltimore

Site	Year	Rank	W/L	ND	NAVY	Site	Year	Rank	W/L	ND	NAVY
B	1927		W	19	6	PK	1968	12-	W	45	14
SF	1928		W	7	0	*	1969	10-	W	47	0
B	1929		W	14	7	PK	1970	3-	W	56	7
*	1930		W	26	2	*	1971	12-	W	21	0
B	1931		W	20	0	PV	1972	12-	W	42	23
CL	1932		W	12	0	*	1973	5-	W	44	7
B	1933		L	0	7	PV	1974	7-	W	14	6
CL	1934		L	6	10	*	1975	15-	W	31	10
B	1935		W	14	0	CL	1976	11-	W	27	21
B	1936	13-	L	0	3	*	1977	5-	W	43	10
*	1937		W	9	7	CL	1978	15-11	W	27	7
B	1938	4-	W	15	0	*	1979	13-	W	14	0
CL	1939	2-	W	14	7	GS	1980	3-	W	33	0
B	1940	7-	W	13	7	*	1981		W	35	0
B	1941	7-6	W	20	13	GS	1982		W	27	10
CL	1942	4-	W	9	0	*	1983	19-	W	28	12
CL	1943	1-3	W	33	6	GS	1984		W	18	17
B	1944	2-6	L	13	32	*	1985		W	41	17
CL	1945	2-3	T	6	6	B	1986		W	33	14
B	1946	2-	W	28	0	*	1987	9-	W	56	13
CL	1947	1-	W	27	0	B	1988	2-	W	22	7
B	1948	2-	W	41	7	*	1989	1-	W	41	0
B	1949	1-	W	40	0	GS	1990	2-	W	52	31
CL	1950		W	19	10	*	1991	5-	W	38	0
B	1951	13-	W	19	0	GS	1992	10-	W	38	7
CL	1952	13-	W	17	6	PV	1993	2-	W	58	27
*	1953	1-20	W	38	7	*	1994		W	58	21
B	1954	6-15	W	6	0	*	1995	8-	W	35	17
*	1955	9-4	W	21	7	CP	1996	19-	W	54	27
B	1956		L	7	33	*	1997		W	21	17
*	1957	5-16	L	6	20	JC	1998	12-	W	30	0
B	1958	-15	W	40	20	*	1999		W	28	24
*	1959		W	25	22	CIT	2000	20-	W	45	14
PK	1960	-4	L	7	14	*	2001		W	34	16
*	1961		L	10	13	RS	2002	9-	W	30	23
PK	1962		W	20	12	*	2003		W	27	24
*	1963	-4	L	14	35	GS	2004		W	27	9
PK	1964	2-	W	40	0	*	2005	7-	W	42	21
*	1965	4-	W	29	3	RS	2006	11-	W	38	14
PK	1966	1-	W	31	7	*	2007		L	44	46 (3ot)
*	1967	10-	W	43	14						

**Notre Dame vs. Navy  
(2008 Statistics)**

Notre Dame	Category	Navy
183	First Downs	162
62	By Rushing	139
99	By Passing	19
22	By Penalty	7
52-445	Penalties-Yards	28-246
16-7	Fumbles-Lost	17-8
296	Rushing Attempts	510
1,040	Rushing Yards	2,772
115.6	Rushing Yards Per Game	308.0
337-199-13	Attempts-Completions-INT	60-37-4
2,335	Passing Yards	602
259.4	Passing Yards Per Game	66.9
375.00	Total Offense Per Game	374.9
219	Total Points	263

**NAVY HEAD COACH KEN NIUMATALOLO:**

Longtime Navy assistant head coach Ken Niumatalolo was promoted to head football coach at the Naval Academy on Dec. 8 by Naval Academy Director of Athletics Chet Gladchuk. Niumatalolo, age 42, is the 38th head football coach in Naval Academy history. He is the second Polynesian head coach in NCAA Division IA history (Larry Price, who was the head coach at Hawai'i from 1974-76 was the first) and the first Samoan collegiate head coach on any level.

Niumatalolo has had two coaching stints at the Naval Academy for a combined 10 seasons, including the last six where he served as assistant head coach and offensive line coach.

Niumatalolo has been an integral part of a staff that has brought the Midshipmen back into the national spotlight with a 43-20 (.683) record over the last five years and his work with the offense has helped the Mids lead the nation in rushing in four of the last five years, including each of the past three seasons, a first in NCAA history.

The 2007 season was one for the record books as the Midshipmen posted an 8-5 record, won a school-record fifth-consecutive Commander-In-Chief's Trophy, appeared in a school-record fifth-straight bowl game (Pointsettia Bowl, which was Niumatalolo's first game as a head coach), became the first team in NCAA history to lead the nation in rushing three-consecutive years (rushing for a school-record 348.8 yards per contest) and defeated Notre Dame for the first time since 1963.

In 2006, Navy averaged a then school-record 327.0 yards per contest. One of Niumatalolo's pupils, Antron Harper, was named to the ESPN.Com All-Bowl Team for the second-straight year as the Mids played in the Meineke Car Care Bowl against Boston College.

Niumatalolo helped develop an offensive line that, despite having just one returning starter, paved the way for the nation's best rushing offense (318.7 yards per contest) in 2005 as Navy went to a bowl game for a third-straight year, won a second-straight bowl game and won the Commander-In-Chief's Trophy.

Niumatalolo was also an assistant at Navy from 1995-98, serving as the offensive coordinator in 1997 and 1998.

As the offensive coordinator, Niumatalolo tutored Chris McCoy, who set the then-NCAA record for most rushing touchdowns by a quarterback in a season with 20 in 1997 and became just the 10th player in NCAA history to rush for more than 1,000 yards and pass for more than 1,000 yards in the same season. In addition, Navy finished among the nation's top five in rushing his last-two years and broke 38 school offensive records during his tenure.

Niumatalolo coached at UNLV for three seasons (1999-01) where he coordinated the option game for the Rebels and called the plays. He also worked with the kickoff return unit and under his guidance, UNLV ranked sixth in the nation in kickoff returns in 2001 and finished second in 1999. A 1989 graduate of Hawai'i, Niumatalolo lettered three years as a quarterback and led the Rainbows to their first postseason bowl appearance in 1989. He was



Active Notre Dame Players  
Against Navy

**JAMES ALDRIDGE**

Rushing	Att	Yds	TD	Lg	Avg.
2006	12	29	0	7	2.4
2007	32	125	0	14	3.9
Total	44	154	0	14	3.5

**ARMANDO ALLEN**

Rushing	Att	Yds	TD	Lg	Avg.
2007	16	91	0	15	5.7
Receiving	Att	Yds	TD	Lg	Avg.
2007	3	20	0	16	6.7
Kick Returns	Att	Yds	TD	Lg	Avg.
2007	4	115	0	38	28.8

**JUSTIN BROWN**

	UA	A	Total	TFL-Yds	Scks	PD	FF	FR	INT
2005	0	2	2	0.0-0	0.0-0	0	0	0	0-0
2006	1	1	2	1.0-6	1.0-6	0	1	0	0-0
2007	1	3	4	0.0-0	0.0-0	0	0	0	0-0
Total	2	6	8	1.0-6	1.0-6	0	1	0	0-0

**DAVID BRUTON**

	UA	A	Total	TFL-Yds	Scks	PD	FF	FR	INT
2005	1	1	2	0.0-0	0.0-0	0	0	0	0-0
2006	0	0	0	0.0-0	0.0-0	0	0	0	0-0
2007	2	2	4	0.5-2	0.0-0	0	0	0	0-0
Total	3	3	6	0.5-2	0.0-0	0	0	0	0-0

**MAURICE CRUM JR.**

	UA	A	Total	TFL-Yds	Scks	PD	FF	FR	INT
2005	2	5	7	0.0-0	0.0-0	0	0	0	0-0
2006	4	7	11	0.0-0	0.0-0	0	0	0	0-0
2007	7	6	13	1.0-1	0.0-0	1	1	0	0-0
Total	13	18	31	1.0-1	0.0-0	1	1	0	0-0

**DAVID GRIMES**

Receiving	Att	Yds	TD	Lg	Avg.
2005	0	0	0	0	0.0
2006	3	72	1	36	24.0
2007	2	4	0	6	2.0
Total	5	76	1	36	15.2

**ROBERT HUGHES**

Rushing	Att	Yds	TD	Lg	Avg.
2007	1	3	1	3	3.0

**DUVAL KAMARA**

Receiving	Att	Yds	TD	Lg	Avg.
2007	5	44	2	21	8.8

**PAT KUNTZ**

	UA	A	Total	TFL-Yds	Scks	PD	FF	FR	INT
2005	0	1	1	0.0-0	0.0-0	0	0	0	0-0
2006	0	0	0	0.0-0	0.0-0	0	0	1	0-0
2007	0	1	1	0.0-0	0.0-0	0	0	1	0-0
Total	0	2	2	0.0-0	0.0-0	0	0	2	0-0

**TERRAIL LAMBERT**

	UA	A	Total	TFL-Yds	Scks	PD	FF	FR	INT
2005	1	0	1	0.0-0	0.0-0	0	0	0	0-0
2006	3	1	4	0.0-0	0.0-0	0	0	0	0-0
2007	0	2	2	0.0-0	0.0-0	0	0	0	0-0
Total	4	3	7	0.0-0	0.0-0	0	0	0	0-0

**KYLE MCCARTHY**

	UA	A	Total	TFL-Yds	Scks	PD	FF	FR	INT
2006	1	1	2	0.0-0	0.0-0	0	0	0	0-0
2007	3	4	7	0.0-0	0.0-0	0	0	0	0-0
Total	4	5	9	0.0-0	0.0-0	0	0	0	0-0

**ROBBY PARRIS**

Receiving	Att	Yds	TD	Lg	Avg.
2006	0	0	0	0	0.0
2007	2	25	0	21	12.5
Total	2	25	0	21	12.5

**EVAN SHARPLEY**

Rushing	Att	Yds	TD	Lg	Avg.
2006	0	0	0	0	0.0
2007	10	3	0	13	0.3
Total	10	3	0	13	0.3

Passing	A-C-I	Yds	TD	Lg
2006	0-0-0	0	0	0
2007	27-17-0	140	2	21
Total	27-17-0	140	2	21

**BRIAN SMITH**

	UA	A	Total	TFL-Yds	Scks	PD	FF	FR	INT
2007	1	4	5	0.5-3	0.0-0	0	0	0	0-0

**ASAPH SCHWAPP**

Rushing	Att	Yds	TD	Lg	Avg.
2007	1	4	0	4	4.0
Receiving	Att	Yds	TD	Lg	Avg.
2007	2	22	0	15	11.0

**SCOTT SMITH**

	UA	A	Total	TFL-Yds	Scks	PD	FF	FR	INT
2007	1	5	6	0.0-0	0.0-0	0	0	0	0-0

**GOLDEN TATE**

Kick Returns	Att	Yds	TD	Lg	Avg.
2007	1	16	0	16	16.0

**BRANDON WALKER**

Field Goals	Made	Att	Long	Pct.
2007	1	2	26	50.0

**IAN WILLIAMS**

	UA	A	Total	TFL-Yds	Scks	PD	FF	FR	INT
2007	2	9	11	0.0-0	0.0-0	0	0	0	0-0

hired as a full-time assistant by his alma mater in 1992 and spent three seasons coaching on the offensive side of the ball.

A native of Laie', Hawai'i, Niوماتalolo and his wife, Barbara, have three children, Alexcia (18), who attends the University of Maryland and is a sophomore on the women's lacrosse team, Va'a (15) and Ali'i (10).

**A QUICK LOOK AT NAVY**

► Navy (6-3) enters the matchup with Notre Dame following a bye week. The Midshipmen opened the season with a 41-13 victory over Towson State. Navy then headed to Muncie, Ind. and lost to undefeated and #14 Ball State, 35-23. The Midshipmen dropped their second straight road game the following week at Duke, 41-31. After a 23-21 victory over Rutgers on Sept. 20, Navy hit the road and upset then top-20 ranked

Wake Forest, 24-17. The Middies then registered a road victory over academy rival Air Force, 33-27, but lost the following week at home to #21 Pittsburgh, 42-21. Navy has won its last two games entering this weekend. The Midshipmen knocked off SMU, 34-7, and Temple, 33-27.

► In its last game (Nov. 1), Navy rallied from a 20-point deficit in the final 14 minutes, then used a 1-yard touchdown run by backup quarterback Ricky Dobbs in the first overtime to defeat mistake-prone Temple 33-27. Dobbs threw for one score and ran for another to help Navy (6-3) become bowl eligible. The Midshipmen intend to play in the inaugural EagleBank Bowl in the nation's capital on Dec. 20. Two critical miscues cost Temple (3-6). Navy scored the tying touchdown on the return of a fumble by Owls running back Kee-ayre Griffin with 37 seconds left, and Temple tight end Steve Maneri dropped a fourth-down pass in the end

zone during overtime. Navy trailed 27-7 with 13:41 left before mounting a stunning comeback behind Dobbs, who replaced injured starter Kaipo-Noa Kaheaku-Enhada with five minutes left in the third quarter. First, Dobbs threw a 22-yard touchdown pass to T.J. Thiel with 9:16 left. Then, after a Temple punt, Eric Kettani capped a 64-yard drive with a 1-yard, fourth-down touchdown run with 2:52 to go. The conversion was blocked, keeping the score 27-20. Navy decided against an onside kick, and Temple appeared to have held on after making a first down. But on third down with less than a minute left, Griffin tried to squeeze some extra yardage out of a meaningless play designed to eat up the clock. Big mistake. Navy linebacker Ross Pospisil pried the ball loose and teammate Clint Sovie took it 42 yards for a touchdown. Matt Harmon's extra point was good, setting up overtime.

► Navy enters Saturday's game with the second-ranked rushing offense, 118th passing offense, 51st-ranked total offense and 41st-ranked scoring offense. The Midshipmen are averaging 308.00 yards per game on the ground, 66.89 yards in the air, 374.89 total yards and 29.22 points per game. Shun White leads the Navy ground game with 834 yards (92.7 ypg). He has rushed for six touchdowns. Eric Kettani has rushed for 673 yards on 122 carries and two touchdowns. QB Jarod Bryant has 440 yards on 129 rushes, as well as six touchdowns. QB Ricky Dobbs has 342 yards and six touchdowns as well. Dobbs has completed 85.7 percent of his passes (6-of-7) for 126 yards, one touchdown and one interception. Bryant has completed 56.2 percent of his passes (18-of-32) for 265 yards and two touchdowns. Tyree Barnes has been the favorite target for Middies' quarterbacks with 15 catches, 280 yards and two touchdowns.

► The Midshipmen defense ranks 73rd in total defense (373.00/game), 104th in pass defense (256.67/game), 66th in scoring defense (25.56/game) and 30th in rush defense (116.33/game). Corey Johnson leads the team with 62 tackles. Matt Nechak has a team-high 7.5 tackles for loss and 4.0 sacks.

► Navy's kicking game has been handled by Matt Harmon. He is 14-of-16 on field goal attempts this season, including 3-of-4 from outside 40 yards. Kyle Delahooke is averaging 40.7 yards per punt and has dropped seven inside the 20-yard line.

**NOTRE DAME - NAVY SERIES NOTES**

► Notre Dame and Navy will play one another for the 82nd consecutive year on Saturday, making it the longest continuous intersectional rivalry in the country. The Irish hold a 70-10-1 (.870) edge in the series, but the Midshipmen captured last year's meeting to break a 43-game Notre Dame winning streak in the series (NCAA record for longest streak against one opponent). Notre Dame and Navy have met every year since 1927, playing 51 times at neutral sites and 30 times at Notre Dame Stadium.

► Notre Dame has had tremendous success against the U.S. service academies over the years, posting a 129-24-5 (.832) combined record against Army, Navy and Air Force. The Irish are 36-3 (.923) against the service academies since 1986, with the only losses being a 20-17 overtime setback against Air Force in 1996 at Notre Dame Stadium and last season's meetings with both Navy (44-46, 3ot) and Air Force (24-41).

► Notre Dame, Navy, Army and Western Kentucky are the only four independents playing Division I-A football this season.

► Navy and Notre Dame is the longest series in Irish football history (81 meetings). Notre Dame has faced Purdue and USC 80 times.

**NOTRE DAME - NAVY SERIES HISTORY**

► Notre Dame had won 43 consecutive games in the series before last season's meeting. Navy's previous victory came on Nov. 2, 1963, when Heisman Trophy winner Roger Staubach helped Navy claim a 35-14 victory at Notre Dame Stadium. Notre Dame's 43 straight wins (1964-2006) rank as the longest winning streak by one team over another in NCAA history.

► In addition to the 30 series games at Notre Dame, the schools have met in seven other American cities (Baltimore, Chicago, Cleveland, East Rutherford (N.J.), Orlando, Philadelphia and Raljon, Md.), as well as Dublin, Ireland. Notre Dame is 44-6-1 (.890) against Navy at neutral

sites, including an active 22-game winning streak that began with a 20-12 Irish win at Philadelphia's Municipal (John F. Kennedy) Stadium in 1962.

► The Irish have scored 30 or more points in 18 of the past 22 meetings with Navy. Dating back to the 1986 contest, Notre Dame has averaged 38.8 points per game in the series, including five 50-point eruptions and back-to-back 58-point outbursts in 1993 and 1994. And, the Irish have scored more points against the Midshipmen (2,222) than any of the other 134 opponents in school history. Notre Dame topped the 2,000-point mark against Navy in 2001 on an eight-yard touchdown run by Terrance Howard in the third quarter of a 34-16 Irish victory.

**NOTRE DAME VS. SERVICE ACADEMIES**

► Notre Dame has won almost 84 percent of its games (129-24-5) vs. teams from the three service academies (Army, Navy and Air Force).

► The Irish have won 15 of their last 17 games against the service academies, and they are 36-3 (.923) against these schools since 1986 (including an 18-3 mark at home). The only defeats in that time being a 20-17 overtime setback against Air Force in 1996 at Notre Dame Stadium and last season's meetings with both Navy (44-46, 3ot) and Air Force (24-41).

► More than half (81) of Notre Dame's 158 games against service academies, and more than half of its victories (70) have come against Navy, part of the longest continuous intersectional rivalry in the country.

► Notre Dame and Army met every season from 1913-47 with the exception of 1918. During an 11-season span from 1937-47, one or both teams were ranked, including six meetings when either side was first or second in the nation, and back-to-back "No. 1 vs. No. 2" matchups in 1945 and 1946. However, the Irish and Black Knights have played just 15 times since 1947, with Notre Dame winning 14 of those encounters.

**Notre Dame vs. Service Academies**

School	Won	Lost	Tied	Pct.
Air Force	22	6	0	.786
Army	37	8	4	.796
Navy	70	10	1	.870
<b>TOTALS</b>	<b>129</b>	<b>24</b>	<b>5</b>	<b>.832</b>

**ON THIS DATE**

Notre Dame has played 15 previous games in its history on Nov. 15. The Irish are 12-3-0 all-time on this date. The Irish have recorded four shutouts on Nov. 15 (1894, 30-0 vs. Wabash; 1902, 92-0 vs. American Medical; 1919, 13-0 vs. Michigan State; 1980, 7-0 vs. #5 Alabama).

**Nov. 15, 1969:** In a rare night game appearance, Ara Parseghian's Irish beat Georgia Tech, 38-20, in Atlanta.

**Nov. 15, 1980:** Sixth-ranked Notre Dame made its first-ever appearance at Legion Field to face the fifth-ranked Alabama Crimson Tide. The Irish managed just 192 total yards, but forced three fumbles en route to a 7-0 victory.

**Head-to-Head Statistical Comparison (2008 Stats)**

NOTRE DAME			NAVY		
#	NCAA	Category	Category	NCAA	#
24.33	69th	Scoring Offense	vs.	Scoring Defense	66th 25.56
375.00	50th	Total Offense	vs.	Total Defense	73rd 373.00
115.56	95th	Rushing Offense	vs.	Rushing Defense	30th 116.33
259.44	21st	Passing Offense	vs.	Passing Defense	104th 256.67
127.21	54th	Passing Efficiency Off.	vs.	Passing Efficiency Def.	108th 148.67
20.44	35th	Scoring Defense	vs.	Scoring Offense	41st 29.22
324.67	39th	Total Defense	vs.	Total Offense	51st 374.89
132.11	53rd	Rushing Defense	vs.	Rushing Offense	2nd 308.00
192.56	45th	Passing Defense	vs.	Passing Offense	118th 66.89
103.41	17th	Passing Efficiency Def.	vs.	Passing Efficiency Off.	13th 160.15
33.50	85th	Net Punting	vs.	Net Punting	67th 34.86
8.25	70th	Punt Returns	vs.	Punt Returns	20th 13.22
20.87	69th	Kickoff Returns	vs.	Kickoff Returns	111th 18.71
-0.33	76th	Turnover Margin	vs.	Turnover Margin	18th 0.89
1.56	82nd	Sacks	vs.	Sacks Allowed	3rd 0.78
1.44	36th	Sacks Allowed	vs.	Sacks	74th 1.67

**Nov. 15, 1924:** In their last appearance at Cartier Field, the Four Horsemen carried the Irish past Nebraska, 34-6, en route to the school's first national championship. The rout avenged Notre Dame losses to the Cornhuskers in both 1922 and 1923. In fact, the Huskers were the only school to defeat the Irish between 1922-24 (twice).

**Nov. 15, 1919:** Notre Dame legend George Gipp not only rushed for 45 yards and completed 5-of-10 passes for 73 yards and touchdown, but also registered a pair of interceptions in a 13-0 victory over Michigan State.

2003	BYU	Notre Dame Stadium	W, 33-14
1997	#11 LSU	Baton Rouge, La.	W, 24-6
1986	#3 Penn State	Notre Dame Stadium	L, 19-24
1980	#5 Alabama	Birmingham, Ala.	W, 7-0
1975	Pittsburgh	Pittsburgh, Pa.	L, 20-34
1969	Georgia Tech	Atlanta, Ga.	W, 38-20
1958	#11 North Carolina	Notre Dame Stadium	W, 34-24
1952	#1 Michigan State	East Lansing, Mich.	L, 3-21
1947	Northwestern	Evanston, Ill.	W, 26-19
1941	#8 Northwestern	Evanston, Ill.	W, 7-6
1930	Drake	Notre Dame Stadium	W, 28-7
1924	Nebraska	Notre Dame Stadium	W, 34-6
1919	Michigan State	Notre Dame Stadium	W, 13-0
1902	American Medical	Notre Dame Stadium	W, 92-0
1894	Wabash	Notre Dame Stadium	W, 30-0

**NOTRE DAME - NAVY CONNECTIONS**

- ▶ Two current Notre Dame Olympic sports head coaches have past experience as head coaches at Navy. Men's tennis head coach Bob Bayliss, now in his 21st year at Notre Dame, spent the first 15 years of his head coaching career at Navy (1970-84). Eleventh-year Notre Dame women's rowing coach Martin Stone held the same position at Navy for six years prior to joining the Irish staff in Oct. of 1997.
- ▶ Notre Dame Deputy Director of Athletics Missy Conboy's husband, Bill Mountford, played for Bayliss at Navy.
- ▶ Notre Dame assistant director of club sports Dave Brown was a professor, head squash coach and assistant tennis coach at the Naval Academy from 1978-98.
- ▶ Tenth-year Navy director of strength and conditioning and operations Kirk Woolfolk was Notre Dame's strength and conditioning coordinator for three years (1995-98).
- ▶ Notre Dame's roster features three players from the state of Maryland, including senior DL Justin Brown (Clinton/Bishop McNamara H.S.), freshman OL Lane Clelland (Owings Mills/McDonogh H.S.) and freshman OL Dennis Mahoney (Baltimore/Boys Latin School).
- ▶ Navy's roster has two players from the state of Indiana, including senior OLB Corey Johnson (Anderson/Highland H.S.) and sophomore OLB Jason Wright (Granger/Penn H.S.).
- ▶ A number of players from Navy and Notre Dame either attended the same high school or hail from the same hometown.

<u>Notre Dame</u>	<u>High School/Hometown</u>	<u>Navy</u>
Terrail Lambert, DB	St. Bonaventure H.S. [CA]	Cory Finnerty, SB
Nikolas Rodriguez	San Antonio, TX	Greg Jones, SB
		Ram Vela, S
		Jordan Eddington, LB
		Gary Myers, WR
Nick Lezynski, DB	Newton, PA	Jeff Battipaglia, OT
Gary Gray, DB	Columbia, SC	Curtis Sharp, WR
		Billy Yarborough, DE
Steve Filer, LB	Chicago	Artie Pauls, DE
Darius Fleming, LB		
Robert Hughes, RB		
Darius Fleming, LB	St. Rita	Artie Pauls, DE

**Top Notre Dame Performances Against Navy...**

**INDIVIDUAL**

**Rushing Yards**

Julius Jones, 33-221, 2 TD; 11.8.2003

**Passing Yards**

Rick Mirer, 17-23-303, 3 TD; 11.2.1991

**Receptions**

Maurice Stovall, 8-130, 3 TD; 11.12.2005

Jim Seymour, 8-78; 11.2.1968

**Receiving Yards**

Tim Brown, 6-184, 1 TD; 11.1.1986

**Points Kicking**

Dave Reeve, 12 (3 XP, 3 FG); 10.29.1977

**Kickoff Return Yards**

Vontez Duff, 2-118, 1 TD; 11.9.2002

**Punt Return Yards**

Joey Getherall, 4-79; 11.14.1998

**Touchdowns**

Maurice Stovall, 3 TD (3 receiving); 11.12.2005

Travis Thomas, 3 TD (3 rushing); 11.3.2007

**Interceptions**

Dave Duerson, 3-56; 10.30.1982

**TEAM**

**Points Scored**

58 (W 58-27); 1994 in Notre Dame

**Points Scored (quarter)**

28 (W 58-21); 1994 (second) in Notre Dame

28 (W 56-7); 1970 (second) in Philadelphia

28 (W 43-14); 1967 (second) in Notre Dame

**Points Scored (half)**

42 (W 52-31); 1990 (second) in East Rutherford

**Points Allowed**

46 (L 44-46, 3ot); 2007 in Notre Dame

**Points Allowed (quarter)**

14 (W 45-14); 2000 (fourth) in Orlando

14 (W 58-27); 1993 (second) in Philadelphia

14 (W 54-27); 1996 (third) in Dublin, Ireland

14 (L 44-46, 3ot); 2007 (second) in Notre Dame

**Points Allowed (half)**

24 (W 58-27); 1993 (first) in Philadelphia

**Scoring Summary**

	1	2	3	4	OT	5	6	7	F	
Navy	0	14	6	8	18	[7	3	8]	-	46 Record: (5-4)
Notre Dame	7	14	0	7	16	[7	3	6]	-	44 Record: (1-8)

**First Quarter**

11:40 ND Hughes 3 yd run (Walker kick), 9-69 3:20

**Second Quarter**

14:56 NAVY Singleton 1 yd run (Bullen kick), 19-85 8:04  
 8:59 ND Thomas 1 yd run (Walker kick), 12-46 5:57  
 4:06 NAVY White 8 yd run (Bullen kick), 11-63 4:53  
 0:12 ND Kamara 21 yd pass from Sharpley (Walker kick), 10-55 3:54

**Third Quarter**

6:37 NAVY Kettani 1 yd run (Bullen kick failed), 15-66 8:23

**Fourth Quarter**

10:24 NAVY Kuhar-Pitters 16 yd fumble recovery (Kaheaku-Enhada rush)  
 3:25 ND Thomas 3 yd run (Walker kick), 14-76 6:59

**Overtime**

15:00 NAVY Kettani 1 yd run (Bullen kick), 4-25 0:00  
 15:00 ND Kamara 8 yd pass from Sharpley (Walker kick), 4-25 0:00  
 15:00 ND Walker 26 yd field goal, 8-16 0:00  
 15:00 NAVY Bullen 32 yd field goal, 6-10 0:00  
 15:00 NAVY Campbell 25 yd pass from Kaheaku-Enhada (Campbell pass from Kaheaku-Enhada), 1-25 0:00  
 15:00 ND Thomas 5 yd run (Thomas rush failed), 6-25 0:00

	NAVY	ND
FIRST DOWNS	23	27
RUSHES-YARDS (NET)	66-257	63-235
PASSING YDS (NET)	81	140
Passes Att-Comp-Int	9-6-0	27-17-0
TOTAL OFFENSE PLAYS-YARDS	75-338	90-375
Fumble Returns-Yards	1-16	0-0
Punt Returns-Yards	0-0	2-37
Kickoff Returns-Yards	5-101	5-131
Interception Returns-Yards	0-0	0-0
Punts (Number-Avg)	2-36.0	0-0.0
Fumbles-Lost	2-1	2-1
Penalties-Yards	5-47	4-36
Possession Time	29:19	30:41
Third-Down Conversions	9 of 16	9 of 19
Fourth-Down Conversions	2 of 2	6 of 8
Red-Zone Scores-Chances	5-5	7-8
Sacks By: Number-Yards	4-35	1-1

**RUSHING:** Navy-Kettani 20-70; Campbell 9-62; White 10-56; Kaheaku-Enhada 12-47; Ballard 11-24; Singleton 4-minus 2. Notre Dame-Aldridge 32-125; Allen 16-91; Thomas 3-9; Schwapp 1-4; Sharpley 10-3; Hughes 1-3.

**PASSING:** Navy-Kaheaku-Enhada 6-8-0-81; Campbell 0-1-0-0. Notre Dame-Sharples 17-27-0-140.

**RECEIVING:** Navy-Washington 2-19; Campbell 1-25; Kettani 1-18; Ballard 1-16; Barnes 1-3. Notre Dame-Kamara 5-44; Carlson 4-40; Allen 3-20; Parris 2-25; Grimes 2-4; Ragone 1-7.

**FUMBLES:** Navy-White 2-1. Notre Dame-Tate 1-0; Sharples 1-1.

**SACKS (UA-A):** Navy-Walsh 2-0; Wimsatt 1-0; Kuhar-Pitters 1-0. Notre Dame-Stephenson 1-0.

**TACKLES (UA-A):** Navy-Middleton 7-7; Carter 9-1; Thrasher 3-7; Wimsatt 5-4; Vela 5-4; Frazier 4-4; Kuhar-Pitters 4-3; Haberer 2-5; Edwards 3-3; Spencer 2-4; Pospisil 2-3; Walsh 3-1; Alvarado 1-0; Johnson 1-0; Bullen 1-0; Nechak 1-0; Singleton 1-0; Schaefer 1-0; Goss 1-0; Merchant 1-0. Notre Dame-Brockington 4-12; Laws 8-7; Crum 7-6; Williams 2-9; Zbikowski 3-7; McCarthy 3-4; Stephenson 1-6; S. Smith 1-5; B. Smith 1-4; Bruton 2-2; J. Brown 1-3; Walls 2-1; Lambert 0-2; Ragone 0-2; Vernaglia 0-2; Wooden 0-1; Parris 0-1.

Stadium: Notre Dame Stadium Attendance: 80795  
 Kickoff time: 2:44 pm End of Game: 6:39 pm Total elapsed time: 3:55  
 Officials: Referee: Tom DeJoseph; Umpire: Keith Roden; Linesman: John Busch;  
 Line judge: Jack Weiland; Back judge: Ron Boyd; Field judge: Mike Cullin;  
 Side judge: Vince Parker; Scorer: ND Stat Crew;  
 Temperature: 54 Wind: NW14 Weather: Sunny, mid 50s

**The Last Meeting  
 Navy 46, Notre Dame 44 (3ot)  
 Nov. 3, 2007**

**NOTRE DAME, Ind. (AP) --** It's over. After 44 years and three overtimes.

Navy finally beat Notre Dame 46-44 in triple overtime on Saturday, ending the Fighting Irish's NCAA-record winning streak against the Midshipmen at 43 games.

"It's a big win for our program. It's a big win for the academy," Navy coach Paul Johnson said. "I'm happy I don't have to answer anything else about the streak every time we play."

Roger Staubach was quarterback for the Midshipmen in 1963 when they beat Notre Dame 35-14. Since then, the Irish have had their way -- that is until Saturday.

Seven times during the streak the Midshipmen had chances to win in the fourth quarter only to be thwarted by bad luck, questionable calls or big plays by the Irish. A few times Saturday it looked as though the win would elude them again. But this time it was the Midshipmen who managed to make the decisive plays.

Kaipo-Noa Kaheaku-Enhada threw a 25-yard TD pass to Reggie Campbell on the first play of the third overtime, then found him again for the 2-point conversion.

Notre Dame (1-8) cut the lead to two on a 5-yard TD run by Travis Thomas. But after a pass interference call gave Notre Dame a second chance at the 2-point conversion, defensive lineman Michael Walsh and linebacker Irv Spencer tackled Thomas well short of the end zone on the final play.

"Honestly, this win hasn't even hit me yet," linebacker Matt Wimsatt said. "I can't wait to talk to everybody back home. This is definitely bigger than just one football game."

For Notre Dame, it was its school-record fifth straight home loss, another low point in a season of lows. Weis said the 43-game winning streak had no meaning to him or the team.

"They're worried about here and now. These kids are 17. You think they're worrying about 43 years?" he said.

"To be honest, I don't even know what the streak was at before it ended," linebacker Joe Brockington said.

Weis said the home losing streak was much more important to the players. It also is the first time the Irish have lost five at home in one season.

Notre Dame did have its best game offensively, rushing for 235 yards, nearly doubling their season output, and James Aldridge ran for 125 yards. It wasn't enough.

The Irish, who did little to slow Navy's option offense, held the Midshipmen to three-and-out late in the fourth quarter with the score tied at 28. Greg Veteto had the first punt of the game, and Tom Zbikowski returned it 32 yards to the Navy 38.

The Irish drove to the 24, but on fourth-and-8 Weis decided to go for it rather than attempt a field goal. Chris Kuhar-Pitters, who earlier returned a fumble 16 yards for a touchdown, sacked Evan Sharpley with 45 seconds left.

It was the fourth sack for Navy, which entered the game with five. Notre Dame, which hadn't scored more than 20 points this season, led 21-14 at halftime, the first halftime lead for the Irish.

The two teams traded touchdowns most of the day and had just traded missed field goals when Kuhar-Pitters came up with his big play early in the fourth quarter. Sharpley dropped back to pass and was wrapped up by nose guard Nate Frazier and defensive end Michael Walsh knocked the ball loose. Kuhar-Pitters scooped up the loose ball and rumbled into the end zone.

Kaheaku-Enhada ran in the 2-point conversion to give the Midshipmen a 28-21 lead.

The Irish responded, though, with a touchdown of their own as Thomas went in from 3 yards out with 3:25 remaining to tie it.

In the first overtime, Navy's Eric Kettani scored from a yard out and Notre Dame tied it with Duval Kamara's 8-yard touchdown catch. The teams traded field goals in the second OT.

Weis was asked whether the game, following a 38-0 loss to USC, was a low point for the Irish.

"A low point is when you get beat 38-0. That's a low point," he said. "A low point is when the game is going OK and one team is pulling away from you and making plays when you're not making plays. The low point for me is we didn't win the game."

Robert Hughes, whose brother Tony was fatally shot on Tuesday, scored Notre Dame's first touchdown on a 3-yard run. Irish players, some of whom attended the funeral Friday, swarmed Hughes. He ran over to the sideline and got a hug from Weis.

Weis said the biggest disappointment for him is the Irish couldn't win the game for Hughes and his family.

"I wanted Robert Hughes standing up on the chair singing the fight song in the locker room," he said. "You want to know what's important to me? That's what's important to me."

Before the game, a moment of silence was held for Hughes' brother and the death of Ryan Shay, a former Notre Dame runner who died Saturday during the U.S. men's marathon Olympic trials.

**The Last Meeting in Baltimore  
#11 Notre Dame 38, Navy 14  
Oct. 28, 2006**

**BALTIMORE, Md. (AP) --** Brady Quinn enjoyed an afternoon that would have satisfied almost every quarterback in the nation, especially one with a shot at winning the Heisman Trophy.

Quinn accounted for four touchdowns and No. 11 Notre Dame amassed a season-high 471 yards Saturday in a 38-14 victory over Navy, the Fighting Irish's 43rd consecutive win in the series.

With Quinn leading the way, the Irish (7-1) scored on their first five possessions to take a 31-14 lead. The Irish were then stuffed at the Navy 1 before Quinn completed his marvelous performance with his third touchdown pass.

Six scores in seven possessions is impressive work, but Quinn lamented Notre Dame's lone unproductive drive.

What could possibly be better than scoring 31 points on the opening five drives?

Quinn finished 18-for-25 for 295 yards, and he also ran 19 yards for a score. Darius Walker ran for 103 yards on 20 carries and Rhema McKnight had two touchdown catches to help the Irish win their fifth straight.

Although Quinn found fault with the offense, Notre Dame coach Charlie Weis was delighted with the way the Irish played after last week's 21-17 comeback win over UCLA.

For a while, Navy kept pace with the Irish. Notre Dame led 17-14 in the second quarter and yielded 211 yards rushing before halftime.

Navy quarterback Kalpo-Noa Kaheaku-Enhada scored two touchdowns in his first college start and Reggie Campbell ran for 81 yards, but the Midshipmen couldn't mount enough offense to beat Notre Dame for the first time since Roger Staubach pioneered a 35-14 win in 1963.

Notre Dame's winning streak against Navy (5-3) is the longest against one opponent in NCAA history.

By the time the Midshipmen got that one stop, it was 31-14. And Quinn made amends for that shortcoming on the next series, throwing a 6-yard touchdown pass to McKnight for a 24-point cushion with 9:36 left.

Notre Dame led 17-14 in the second quarter before Quinn threw a 33-yard TD pass to McKnight.

After Navy ended its first possession of the second half with a punt, Quinn capped a 60-yard drive with a 19-yard run - his longest since 2004 - to make it 31-14. The drive was extended by a personal foul call against the Midshipmen after Notre Dame came up short on a third-and-19 play.

Navy completed only four passes and managed only 60 yards rushing after halftime.

Navy kept it close before halftime, even though the Irish averaged 9.9 yards on 29 plays.

Walker ran for 18 yards on the game's first play from scrimmage, and Notre Dame went up 3-0 on a 40-yard field goal by Carl Gioia. Quinn's first pass was a 12-yarder to John Carlson, giving the senior quarterback a school-record 44 straight games with a completion.

Notre Dame made it 10-0 with a 36-yard pass from Quinn to David Grimes, who made a diving catch in the left side of the end zone on third-and-18.

Navy countered with a 1-yard touchdown run by Kaheaku-Enhada, but the Irish needed only seven plays to make it 17-7. Travis Thomas scored on a 16-yard run to cap the drive.

Navy mounted a 13-play drive that ended with a 1-yard run by Kaheaku-Enhada, but the Midshipmen would get no closer.

**Scoring  
Summary**

	<b>1</b>	<b>2</b>	<b>3</b>	<b>4</b>	<b>F</b>	
Notre Dame	10	14	7	7	-	38 Record: (7-1)
Navy	0	14	0	0	-	14 Record: (5-3)

**First Quarter**

11:45 ND Gioia 40 yd field goal, 7-40 3:15  
1:32 ND Grimes 36 yd pass from Quinn (Gioia kick), 9-80 4:55

**Second Quarter**

11:39 NAVYKaheaku-Enhada 1 yd run (Harmon kick), 9-80 4:53  
8:00 ND Thomas 16 yd run (Gioia kick), 7-76 3:39  
2:43 NAVYKaheaku-Enhada 1 yd run (Harmon kick), 13-65 5:17  
1:19 ND McKnight 33 yd pass from Quinn (Gioia kick), 7-80 1:24

**Third Quarter**

8:10 ND Quinn 19 yd run (Gioia kick), 9-69 4:37

**Fourth Quarter**

9:36 UND McKnight 6 yd pass from Quinn (Gioia kick), 7-47 2:42

<b>Team Statistics</b>	<b>ND</b>	<b>Navy</b>
FIRST DOWNS	25	19
RUSHES-YARDS (NET)	37-176	56-271
PASSING YDS (NET)	295	43
Passes Att-Comp-Int	25-18-0	7-4-0
TOTAL OFFENSE PLAYS-YARDS	62-471	63-314
Fumble Returns-Yards	0-0	0-0
Punt Returns-Yards	2-2	0-0
Kickoff Returns-Yards	2-36	4-53
Interception Returns-Yards	0-0	0-0
Punts (Number-Avg)	0-0.0	4-38.5
Fumbles-Lost	0-0	2-1
Penalties-Yards	4-35	4-43
Possession Time	30:39	29:21
Third-Down Conversions	4 of 11	5 of 12
Fourth-Down Conversions	3 of 5	0 of 1
Red-Zone Scores-Chances	3-4	2-3
Sacks By: Number-Yards	4-21	1-8

**RUSHING:** Notre Dame-WALKER, Darius 20-103; Aldridge, James 12-29; QUINN, Brady 4-28; Thomas, Travis 1-16. Navy-Campbell, Reggie 14-81; White, Shun 4-44; Kaheaku-Enhada, Kaipo 19-42; Singleton, Zerbin 4-34; Ballard, Adam 10-33; Tomlinson, Jason 1-26; Hines, Trey 3-11; Bryant, Jarod 1-0.

**PASSING:** Notre Dame-QUINN, Brady 18-25-0-295. Navy-Kaheaku-Enhada, Kaipo 2-5-0-25; Bryant, Jarod 2-2-0-18.

**RECEIVING:** Notre Dame-McKNIGHT, Rhema 6-94; Carlson, John 5-75; GRIMES, David 3-72; Walker, Darius 3-32; Samardzija, Jeff 1-22. Navy-Tomlinson, Jason 1-19; Singleton, Zerbin 1-9; Campbell, Reggie 1-9; Ballard, Adam 1-6.

**INTERCEPTIONS:** Notre Dame-None. Navy-None.

**FUMBLES:** Notre Dame-None. Navy-Campbell, Reggie 1-0; Bryant, Jarod 1-1.

**SACKS (UA-A):** Notre Dame-ABIAMIRI, Victor 2-0; Brown, Justin 1-0; LAWS, Trevor 1-0. Navy-Mahoney, David 1-0.

**TACKLES (UA-A):** Notre Dame-ZBIKOWSKI, Tom 10-4; CRUM, Maurice 4-7; Landri, Derek 4-7; Abiamiri, Victor 4-2; Brockington, Joe 3-3; Richardson, Mike 5-0; Ndukwe, Chinedum 1-4; Lambert, Terrail 3-1; Laws, Trevor 2-2; THOMAS, Travis 1-2; Borsetti, Nick 2-0; Brown, Justin 1-1; McCarthy, Kyle 1-1; HERRING, Ray 0-2; Thomas, Mitchell 1-0; Ferrine, Leo 0-1; Frome, Chris 0-1. Navy-Little, Keenan 6-4; Tidwell, Tyler 3-6; McGown, Jeremy 4-4; Wright, David 3-5; Miles, Jeromy 3-4; Caldwell, Rob 3-3; Mahoney, David 3-3; Spencer, Irv 1-4; Cyle, Larry 0-4; Sovie, Clint 1-2; Adams, Tye 1-1; Walsh, Michael 1-0; Carter, Clay 1-0; Campbell, Reggie 1-0; Buffin, Ketric 0-1; King, Rashawn 0-1; Singleton, Zerbin 0-1; Chan, John 0-1.

### Notre Dame Player Career Highs

**JAMES ALDRIDGE**

<b>Season</b>	
Carries	13, at Washington (10.25)
Rushing Yards	84, at Washington (10.25)
Longest Rush	18, at Washington (10.25)
Rushing TDs	2, at Washington (10.25)
Receptions	1, at Washington (10.25)
Receiving Yards	1, at Washington (10.25)
Longest Reception	1, at Washington (10.25)

**Career**

Carries	32, vs. Navy (11.3.07)
Rushing Yards	125, vs. Navy (11.3.07)
Longest Rush	43, vs. Michigan State (9.22.07)
Rushing TDs	2, at Washington (10.25.08)
Receptions	3, at UCLA (10.6.07)
Receiving Yards	18, at UCLA (10.6.07)
Longest Reception	11, at UCLA (10.6.07)

**ARMANDO ALLEN**

<b>Season</b>	
Carries	19, Pittsburgh (11.1)
Rushing Yards	134, Purdue (9.27)
Longest Rush	21, three times
Rushing TDs	1, twice
Receptions	9, (11.8)
Receiving Yards	61, Stanford (10.4)
Longest Reception	21, Stanford (10.4)
Receiving TDs	1, Stanford (10.4)
Longest Kick Return	53, at Michigan State (9.20)
Kick Return Yards	147, at Michigan State (9.20)
Kickoff Returns	5, at Michigan State (9.20)
Longest Punt Return	22, San Diego State (9.6)
Punt Return Yards	35, San Diego State (9.6)
Punt Returns	3, at Michigan State (9.20)
Most All-Purpose Yards	247, Purdue (9.27)

**Career**

Carries	17, Purdue (9.27.08)
Rushing Yards	134, Purdue (9.27.08)
Longest Rush	21, three times
Rushing TDs	1, twice
Receptions	9, (11.8)
Receiving Yards	61, Stanford (10.4.08)
Longest Reception	21, Stanford (10.4.08)
Receiving TDs	1, twice
Longest Kick Return	53, at Michigan State (9.20.08)
Kick Return Yards	147, at Michigan State (9.20.08)
Kickoff Returns	5, twice
Longest Punt Return	22, San Diego State (9.6.08)
Punt Return Yards	35, San Diego State (9.6.08)
Punt Returns	3, at Michigan State (9.20.08)
Most All-Purpose Yards	247, Purdue (9.27.08)

**MIKE ANELLO**

<b>Season/Career</b>	
Tackles	4, San Diego State (9.6)
Forced Fumble	1, Michigan (9.13)
Fumble Recovery	1, Michigan (9.13)
PBUs	1, at Washington (10.25)

**SERGIO BROWN**

<b>Season/Career</b>	
Tackles	6, San Diego State (9.6)
TFL	1.0, twice
Sacks	1.0, Stanford (10.4)
PBUs	2, twice
QB Hurries	1, three times
Blocked Punt	1, San Diego State (9.6)
Fumble Recovery	1, Michigan (9.13)

**JUSTIN BROWN**

<b>Season</b>	
Tackles	4, Michigan (9.13)
TFL	2.0, Michigan (9.13)
PBUs	--
Sacks	--
QB Hurries	1, twice

**Career**

Tackles	8, at Michigan (9.15.07)
TFL	9, Michigan (9.13.08)
PBUs	1, vs. UNC (11.4.06)
Sacks	1.0, vs. Navy (10.28.06)
QB Hurries	1, Stanford (10.4.08)

**DAVID BRUTON**

<b>Season</b>	
Tackles	16, Pittsburgh (11.1)
TFL	1.5, Michigan (9.13)

Sacks	--
PBUs	1, three times
Fumble Recovery	1, San Diego State (9.6)
Forced Fumbles	1, twice
Interceptions	1, three times
Longest INT Return	39, Michigan (9.13)
Blocked Punt	--

**Career**

Tackles	16, Pittsburgh (11.1.08)
TFL	2.0, vs. Ga. Tech (9.1.07)
Sacks	1.0, vs. Ga. Tech (9.1.07)
PBUs	1, five times
Fumble Recovery	1, twice
Forced Fumbles	1, three times
Interceptions	1, six times
Longest INT Return	39, Michigan (9.13.08)
Blocked Punt	1, vs. USC (10.20.07)

**JIMMY CLAUSEN**

<b>Season</b>	
Carries	11, at North Carolina (10.11)
Rushing Yards	19, Boston College (11.8)
Longest Rush	10, Boston College (11.8)
Pass Attempts	48, at North Carolina (10.11)
Pass Completions	31, at North Carolina (10.11)
Passing Yards	383, at North Carolina (10.11)
Longest Completion	60, Michigan (9.13)
Passing TDs	3, four times
Rushing TDs	--
Interceptions	4, Boston College (11.8)

**Career**

Carries	11, at North Carolina (10.11.08)
Rushing Yards	19, vs. Boston College (11.8.08)
Longest Rush	11, vs. Duke (11.17.07)
Pass Attempts	48, at North Carolina (10.11.08)
Pass Completions	31, at North Carolina (10.11.08)
Passing Yards	383, at North Carolina (10.11.08)
Longest Completion	60, Michigan (9.13.08)
Passing TDs	3, six times
Rushing TDs	1, twice
Interceptions	4, Boston College (11.8.08)

**MAURICE CRUM, JR.**

<b>Season</b>	
Tackles	9, Pittsburgh (11.1)
TFL	1.0, three times
QB Hurries	2, at North Carolina (10.11)
Sacks	1.0, San Diego State (9.6)
Interceptions	--
PBUs	1, at North Carolina (10.11)
Interceptions	--
Forced Fumbles	--
Fumble Recoveries	--
Longest INT Return	--
Longest Fumble Return	--
Fumble Return TD	--

**Career**

Tackles	16, vs. Michigan State (9.22.07)
TFL	3.0, twice
QB Hurries	2, at North Carolina (10.11.08)
Sacks	1.0, six times
Interceptions	2, at UCLA (10.6.07)
PBUs	2, at UCLA (10.6.07)
Interceptions	2, at UCLA (10.6.07)
Forced Fumbles	2, at UCLA (10.6.07)
Fumble Recoveries	2, at UCLA (10.6.07)
Longest INT Return	33, at UCLA (10.6.07)
Longest Fumble Return	34, at UCLA (10.6.07)
Fumble Return TD	34, at UCLA (10.6.07)

**MICHAEL FLOYD**

<b>Season/Career</b>	
Receptions	10, Pittsburgh (11.1)
Receiving Yards	115, Stanford (10.4)
Longest Reception	51, at Washington (10.25)
Receiving TDs	2, Pittsburgh (11.1)

**DAVID GRIMES**

<b>Season</b>	
Receptions	7, Stanford (10.4)
Receiving Yards	65, Purdue (9.27)
Longest Reception	30, Purdue (9.27)
Receiving TDs	1, twice
Longest Kickoff Return	--
Kickoff Return Yards	--
Kickoff Returns	--
Punt Return Yards	--

Punt Returns	--
Longest Punt Return	--

**Career**

Receptions	8, vs. UCLA (10.21.06)
Receiving Yards	79, vs. UCLA (10.21.06)
Longest Reception	36, vs. Navy (10.28.06)
Receiving TDs	1, six times
Longest Kickoff Return	50, vs. UNC (11.4.06)
Kickoff Return Yards	145, vs. Michigan (9.16.06)
Kickoff Returns	6, vs. Michigan (9.16.06)
Punt Return Yards	17, vs. Navy (11.12.05)
Punt Returns	1, vs. Navy (11.12.05)
Longest Punt Return	17, vs. Navy (11.12.05)

**RAY HERRING**

<b>Season</b>	
Tackles	6, at Washington (10.25)
PBUs	--
Fumble Recovery	--
QB Hurries	1, Michigan (9.13)

**Career**

Tackles	9, vs. Stanford (10.7.06)
PBUs	1, vs. Purdue (9.30.06)
Fumble Recovery	1, vs. Army (11.18.06)
QB Hurries	1, Michigan (9.13.08)

**ROBERT HUGHES**

<b>Season</b>	
Carries	19, Michigan (9.13)
Rushing Yards	79, Michigan (9.13)
Longest Rush	18, Michigan (9.13)
Rushing TDs	2, Michigan (9.13)
Longest Kickoff Return	--
Kickoff Return Yards	--
Kickoff Returns	--
Receptions	3, San Diego State (9.6)
Receiving Yards	32, San Diego State (9.6)
Longest Reception	15, at North Carolina (10.11)

**Career**

Carries	19, Michigan (9.13.08)
Rushing Yards	136, at Stanford (11.24.07)
Longest Rush	45, at Stanford (11.24.07)
Rushing TDs	2, Michigan (9.13.08)
Longest Kickoff Return	15, Michigan State (9.22.07)
Kickoff Return Yards	15, Michigan State (9.22.07)
Kickoff Returns	2, vs. Ga. Tech (9.1.07)
Receptions	3, San Diego State (9.6.08)
Receiving Yards	32, San Diego State (9.6.08)
Longest Reception	15, at North Carolina (10.11.08)

**DUVAL KAMARA**

<b>Season</b>	
Receptions	5, at North Carolina (10.11)
Receiving Yards	58, at North Carolina (10.11)
Longest Reception	28, San Diego State (9.6)
Receiving TDs	1, Michigan (9.13)

**Career**

Receptions	6, twice
Receiving Yards	93, at Stanford (11.24.07)
Longest Reception	35, at Stanford (11.24.07)
Receiving TDs	2, vs. Navy (11.3)

**PAT KUNTZ**

<b>Season</b>	
Tackles	6, Purdue (9.27)
TFL	2.0, Stanford (10.4)
Sacks	2.0, Stanford (10.4)
Fumble Recoveries	1, Stanford (10.4)
PBUs	1, twice
Interceptions	1, Stanford (10.4)

**Career**

Tackles	8, twice
TFL	2.0, Stanford (10.4.08)
Sacks	2.0, Stanford (10.4.08)
Fumble Recoveries	1, twice
PBUs	2, three times
Interceptions	1, Stanford (10.4.08)

**TERRAIL LAMBERT**

<b>Season</b>	
Tackles	8, at Michigan State (9.20)
TFL	--
Interceptions	--
Longest INT Return	--
PBUs	2, San Diego State (9.6)

**Notre Dame Player  
Career Highs**

Fumble Recoveries --  
Fumbles Forced --

**Career**  
Tackles 11, vs. Purdue (9.30.06)  
TFL 1.0, vs. Purdue (9.30.06)  
Interceptions 2, at Michigan State (9.23.06)  
Longest INT Return 27, at Michigan State (9.23.06)  
PBUs 2, San Diego State (9.6.08)  
Fumble Recoveries 1, at Air Force (11.11.06)  
Fumbles Forced 1, vs. Purdue (9.30.06)

**ERIC MAUST**

**Season**  
Punts 6, twice  
Punt Yards 263, Michigan (9.13)  
Punt Average (min. 3) 43.8, Michigan (9.13)  
Long Punt 54, Purdue (9.27)  
50+ Punts 2, Michigan (9.13)  
Inside 20 2, four times  
Blocked 1, twice

**Career**

Punts 6, Michigan (9.13.08)  
Punt Yards 263, Michigan (9.13.08)  
Punt Average 44.0, at Purdue (9.29.07)  
Long Punt 54, Purdue (9.27.08)  
50+ Punts 2, Michigan (9.13.08)  
Inside 20 3, at Stanford (1.1.24.08)  
Blocked 1, twice

**KYLE MCCARTHY**

**Season**  
Tackles 15, Pittsburgh (11.1)  
TFL 2.0, Pittsburgh (11.1)  
Interceptions 1, Stanford (10.4)  
Longest INT Return 2, Stanford (10.4)

**Career**

Tackles 15, Pittsburgh (11.1.08)  
TFL 2.0, Pittsburgh (11.1.08)  
Forced Fumbles 1, Duke (11.17.07)  
PBUs 1, Duke (11.17.07)  
Interceptions 1, twice  
Longest INT Return 2, Stanford (10.4.08)

**KERRY NEAL**

**Season**  
Tackles 4, Pittsburgh (11.1)  
QB Hurries 1, San Diego State (9.6)  
TFL 1.0, twice  
Sacks 1.0, Pittsburgh (11.1)  
Fumble Recovery --  
PBUs 1, Pittsburgh (11.1)  
Longest Fumble Return --  
Interceptions 1, San Diego State (9.6)  
Longest INT Return 2, San Diego State (9.6)

**Career**

Tackles 4, Pittsburgh (11.1.08)  
QB Hurries 1, twice  
TFL 1.0, four times  
Sacks 1.0, three times  
Fumble Recovery 1, twice  
PBUs 1, Pittsburgh (11.1.08)  
Longest Fumble Return 11, at UCLA (10.6.07)  
Interceptions 1, San Diego State (9.6.08)  
Longest INT Return 2, San Diego State (9.6.08)

**ROBBY PARRIS**

**Season**  
Receptions 4, at Michigan State (9.20)  
Receiving Yards 22, at Michigan State (9.20)  
Longest Reception 12, at Michigan State (9.20)  
Receiving TDs --

**Career**

Receptions 7, at Purdue (9.29.07)  
Receiving Yards 94, vs. Boston College (10.13.07)  
Longest Reception 35, at Penn State (9.8.07)  
Receiving TDs 1, vs. Boston College (10.13.07)

**KYLE RUDOLPH**

**Season/Career**  
Receptions 5, Stanford (10.4)  
Receiving Yards 70, Stanford (10.4)  
Longest Reception 24, Stanford (10.4)  
Receiving TDs 1, twice

**JOHN RYAN**

**Season**  
Tackles 2, Stanford (10.4)  
TFLs --  
PBUs 2, San Diego State (9.6)  
Sacks --  
QB Hurries 1, twice  
Fumble Recovery 1, at Michigan State (9.20)

**Career**

Tackles 7, at Michigan (9.15.07)  
TFLs 2.0, at Purdue (9.29.07)  
PBUs 2, San Diego State (9.6.08)  
Sacks 1.0, twice  
QB Hurries 1, four times  
Fumble Recovery 1, at Michigan State (9.20.08)

**ASAPH SCHWAPP**

**Season**  
Carries 1, Boston College (11.8)  
Rushing Yards 2, Boston College (11.8)  
Receptions 1, Boston College (11.8)  
Receiving Yards 10, Boston College (11.8)  
Longest Reception 10, Boston College (11.8)

**Career**

Carries 8, vs. BYU (10.22.05)  
Rushing Yards 27, vs. BYU (10.22.05)  
Receptions 2, twice  
Receiving Yards 22, vs. Boston College (10.13.07)  
Longest Reception 15, vs. Boston College (10.13.07)

**EVAN SHARPLEY**

**Season**  
Carries 1, at Washington (10.25)  
Rushing Yards 1, at Washington (10.25)  
Longest Rush 1, at Washington (10.25)  
Pass Attempts 2, at Washington (10.25)  
Pass Completions 1, at Washington (10.25)  
Passing Yards 6, at Washington (10.25)  
Longest Completion 6, at Washington (10.25)  
Passing TDs --

**Career**

Carries 10, twice  
Rushing Yards 3, vs. Navy (11.3.07)  
Longest Rush 13, vs. Navy (11.3.07)  
Pass Attempts 33, vs. USC (10.20.07)  
Pass Completions 17, twice  
Passing Yards 208, at Purdue (9.29.07)  
Longest Completion 43, at Purdue (9.29.07)  
Passing TDs 2, twice

**BRIAN SMITH**

**Season**  
Tackles 10, at Michigan State (9.20)  
QB Hurries 1, three times  
TFL 1.0, three times  
Sacks 1.0, twice  
Interceptions --  
Longest INT Return --  
INT Return TD --  
Forced Fumbles 1, at Michigan State (9.20)  
Fumble Recoveries 2, Michigan (9.13)  
PBUs 1, twice  
Longest Fumble Return 35, Michigan (9.13)  
Fumble Return TD 1, Michigan (9.13)

**Career**

Tackles 10, at Michigan State (9.20.08)  
QB Hurries 1, five times  
TFL 1.0, five times  
Sacks 1.0, three times  
Interceptions 1, vs. Boston College (10.13.07)  
Longest INT Return 25, vs. Boston College (10.13.07)  
INT Return TD 25, vs. Boston College (10.13.07)  
Forced Fumbles 1, at Michigan State (9.20.08)  
Fumble Recoveries 2, Michigan (9.13.08)  
PBUs 1, twice  
Longest Fumble Return 35, Michigan (9.13.08)  
Fumble Return TD 1, Michigan (9.13.08)

**HARRISON SMITH**

**Season/Career**  
Tackles 9, Boston College (11.8)  
TFL 2.0, at Washington (10.25)  
Sacks 2.0, at Washington (10.25)  
PBUs 1, Purdue (9.27)  
Carries 1, Stanford (10.4)  
Rushing Yards 23, Stanford (10.4)  
Longest Rush 23, Stanford (10.4)

**GOLDEN TATE**

**Season**  
Carries 2, at Washington (10.25)  
Rushing Yards 24, at Michigan State (9.20)  
Longest Rush 24, at Michigan State (9.20)  
Rushing TD 1, at Washington (10.25)  
Receptions 6, three times  
Receiving Yards 127, Michigan (9.13)  
Longest Reception 60, Michigan (9.13)  
Receiving TDs 1, five times  
Longest Kickoff Return 29, at North Carolina (10.11)  
Kickoff Return Yards 92, at North Carolina (10.11)  
Kickoff Returns 5, Pittsburgh (11.1)  
Longest Punt Return 42, at Boston College (11.8)  
Punt Return Yards 44, at Boston College (11.8)  
Punt Returns 3, twice  
Most All-Purpose Yards 213, at North Carolina (10.11)

**Career**

Carries 2, at Washington (10.25.08)  
Rushing Yards 24, at Michigan State (9.20.08)  
Longest Rush 24, at Michigan State (9.20.08)  
Rushing TD 1, at Washington (10.25.08)  
Receptions 6, three times  
Receiving Yards 127, Michigan (9.13.08)  
Longest Reception 60, Michigan (9.13.08)  
Receiving TDs 1, six times  
Longest Kickoff Return 40, at Michigan (9.15.07)  
Kickoff Return Yards 133, at Michigan (9.15.07)  
Kickoff Returns 5, twice  
Longest Punt Return 42, at Boston College (11.8)  
Punt Return Yards 44, at Boston College (11.8)  
Punt Returns 3, twice  
Most All-Purpose Yards 213, at North Carolina (10.11.08)

**BRANDON WALKER**

**Season**  
Field Goals 4, Pittsburgh (11.1)  
Longest FG 48, Pittsburgh (11.1)

**Career**

Field Goals 4, Pittsburgh (11.1.08)  
Longest FG 48, twice

**GEORGE WEST**

**Season**  
Carries --  
Rushing Yards --  
Rushing TDs --  
Receptions 1, at Washington (10.25)  
Receiving Yards 6, at Washington (10.25)  
Longest Reception 6, at Washington (10.25)  
Longest Kickoff Return 33, at Washington (10.25)  
Kickoff Return Yards 33, at Washington (10.25)  
Kickoff Returns 1, at Washington (10.25)  
Punt Return Yards 3, Michigan (9.13)  
Punt Returns 1, Michigan (9.13)  
Longest Punt Return 3, Michigan (9.13)  
Most All-Purpose Yards 39, at Washington (10.25)

**Career**

Carries 1, vs. Purdue (9.30.06)  
Rushing Yards 11, vs. Purdue (9.30.06)  
Rushing TDs 1, vs. Purdue (9.30.06)  
Receptions 4, twice  
Receiving Yards 37, at Purdue (9.29.07)  
Longest Reception 20, vs. Ga. Tech (9.1.07)  
Longest Kickoff Return 33, twice  
Kickoff Return Yards 71, at Michigan State (9.23.06)  
Kickoff Returns 3, at Michigan State (9.23.06)  
Punt Return Yards 15, vs. UNC (11.4.06)  
Punt Returns 2, vs. UNC (11.4.06)  
Longest Punt Return 10, vs. UNC (11.4.06)  
Most All-Purpose Yards 46, vs. Duke (11.17.07)

**IAN WILLIAMS**

**Season**  
Tackles 6, twice  
TFL 2.0, Pittsburgh (11.1)

**Career**

Tackles 11, vs. Navy (11.3.07)  
TFL 2.0, Pittsburgh (11.1.08)

The Last Time

**NOTRE DAME**

**RUSHING**

Had 400 or more yards: .....at Boston College, 1996 (426)  
 Had 300 or more yards: .....at Stanford, 2003 (320)  
 Had 70 or more rushing attempts: .....vs. Michigan State, 1991 (76)  
 Had 60 or more rushing attempts: .....vs. Navy, 2007 (63)  
 Had 50 or more rushing attempts: .....at Stanford, 2005 (50)  
 Had six or more rush TDs: .....vs. Navy, 1996 (6)  
 Had five or more rush TDs: .....at USC, 2000 (5)  
 Had four or more rush TDs: .....vs. Navy, 2007 (4)  
 Had two players with 100 rush yards in a game: .....vs. Stanford, 2002  
 .....(Rashon Powers-Neal 108, Ryan Grant 103)

**PASSING**

Had 500 or more yards:.....at USC, 1970 (526)  
 Had 400 or more yards: .....at Stanford, 2005 (432)  
 Had 300 or more yards: .....at North Carolina, 2008 (383)  
 Had 40 or more pass attempts: .....at Boston College, 2008 (46)  
 Had 30-39 pass attempts: .....vs. Purdue, 2008 (35)  
 Had 25-29 pass completions: .....Stanford, 2008 (29)  
 Had 20-24 pass completions: .....vs. Pittsburgh, 2008 (23)  
 Had six passing TDs .....vs. BYU, 2005 (6)  
 Had five passing TDs: .....at Michigan State, 2006 (5)  
 Had four passing TDs: .....at Air Force, 2006 (4)  
 Had three passing TDs: .....vs. Pittsburgh, 2008 (3)  
 Had five passes intercepted: .....vs. USC, 1967 (7)  
 Had four passes intercepted: .....at Boston College, 2008 (4)  
 Had three passes intercepted: .....vs. Michigan, 2006 (3)

**RECEIVING**

Had two players with 100 receiving yards in a game:  
 .....vs. Pittsburgh, 2008 (Golden Tate - 111, Michael Floyd - 100)  
  
 Had a player with over 150 receiving yards in a game:  
 .....vs. North Carolina, 2006 (Jeff Samardzija - 177)  
  
 Had two players with 10 catches in a game:  
 .....vs. BYU, 2005 (Maurice Stovall - 14, Jeff Samardzija - 10)

**COMBINATION OFFENSE**

Had a 200-yard passer and 100-yard rusher in a game:  
 .....vs. Purdue, 2008 (Jimmy Clausen - 275, Armando Allen - 134)  
  
 Had a 100-yard receiver and 100-yard rusher in a game:  
 .....vs. Purdue, 2008 (Michael Floyd - 100 rec, Armando Allen - 134 rush)

**TOTAL OFFENSE**

Had 600 or more yards total offense: .....at Stanford, 2005 (663)  
 Had 500-599 yards total offense: .....vs. Navy, 2005 (505)  
 Had 400-499 yards total offense: .....at Washington, 2008 (459)  
 Had 85 or more plays total offense: .....vs. Navy, 2007 (90)  
 Had 75-84 plays total offense: .....vs. Pittsburgh, 2008 (83)

**SCORING**

Scored 60 or more points: .....vs. Rutgers, 1996 (62)  
 Scored 50-59 points: .....at Stanford, 2003 (57)  
 Scored 40-49 points: .....vs. Navy, 2007 (44)  
 Scored 30-39 points: .....vs. Pittsburgh, 2008 (33)  
 Allowed 60 or more points: .....Never  
 Allowed 50-59 points: .....at Miami (Fla.), 1985 (58)  
 Allowed 40-49 points: .....vs. Air Force, 2007 (41)  
 Allowed 30-39 points: .....vs. Pittsburgh, 2008 (36)  
 Was held scoreless: .....at Boston College, 2008 (17-0)  
 Was held scoreless at home: .....USC, 2007 (38-0)  
 Was held scoreless on the road: .....at Boston College, 2008 (17-0)  
 Was held without offensive touchdown: .....at Boston College, 2008 (17-0)  
 Held opponent scoreless: .....vs. Rutgers, 2002 (42-0)  
 Held opponent scoreless at home: .....vs. Rutgers, 2002 (42-0)  
 Held opponent scoreless on the road: .....at Purdue, 1993 (17-0)

Held opponent without offensive touchdown:  
 .....at UCLA, 2007 (20-6)

Held opponent scoreless at neutral site:  
 .....vs. Maryland (Giants Stadium - East Rutherford, NJ), 2002 (22-0)

Held two opponents scoreless in a season:  
 .....2002 vs. Maryland (22-0) vs. Rutgers (42-0)

Held three opponents scoreless in a season:  
 .....1976 vs. Purdue (23-0) at Northwestern (49-0), vs. Oregon (41-0)

Held four opponents scoreless in a season:  
 .....1966 vs. Army (35-0) vs. North Carolina (32-0), at Oklahoma (38-0),  
 .....vs. Pittsburgh (40-0) vs. Duke (64-0), at USC (51-0)

Held five opponents scoreless in a season:  
 .....1966 vs. Army (35-0) vs. North Carolina (32-0), at Oklahoma (38-0),  
 .....vs. Pittsburgh (40-0) vs. Duke (64-0), at USC (51-0)

Held six opponents scoreless in a season:  
 .....1966 vs. Army (35-0) vs. North Carolina (32-0), at Oklahoma (38-0),  
 .....vs. Pittsburgh (40-0) vs. Duke (64-0), at USC (51-0)

Had multiple players with multiple TDs in a game:  
 .....vs. Navy, 2007 (Travis Thomas - 3, Duval Kamara - 2)

**TURNOVERS**

Did not commit a turnover: .....vs. Pittsburgh, 2008  
 Committed six or more turnovers: .....vs. Navy, 1984 (6)  
 Committed five turnovers: .....at Boston College, 2008 (5)  
 Committed four fumbles lost: .....vs. Michigan State, 1999 (4)  
 Committed three fumbles lost: .....at North Carolina, 2008 (3)  
 Recorded six or more takeaways: .....Michigan, 2008 (6)  
 Recorded five takeaways: .....vs. Washington, 2004 (5)

Returned two or more interceptions for TDs: .....vs. Stanford, 2002 (2)  
 .....(Shane Walton - 18 yards, Courtney Watson - 34 yards)

Returned an interception for a TD: .....vs. Purdue, 2008 (1)  
 .....(Robert Blanton - 47 yards)

Returned a fumble for a TD: .....Michigan, 2008 (1)  
 .....(Brian Smith - 35 yards)

**DEFENSE**

Held opponent 50 or fewer rushing yards: .....at Washington, 2008 (26)  
 Held opponent to 100 or fewer passing yards: .....at Boston College, 2008 (79)  
 Held opponent to 201-300 yards total offense:  
 .....at Boston College, 2008 (246)  
 Held opponent to 200 or fewer yards total offense: at Washington, 2008 (124)  
 Intercepted five or more passes: .....vs. Purdue, 1988 (5)  
 Intercepted four passes: .....at UCLA, 2007 (4)  
 Intercepted three passes: .....vs. Pittsburgh, 2008 (3)  
 Scored a safety: .....at Stanford, 2003  
 Recorded nine or more sacks: .....vs. Rutgers, 1996 (9)  
 Recorded eight sacks: .....vs. Pittsburgh, 2003 (8)  
 Recorded seven sacks: .....at Stanford, 2005 (7)  
 Recorded six sacks: .....vs. Navy, 2004 (6)  
 Recorded five sacks: .....vs. Stanford, 2008 (5)  
 Held opponent to 10 or fewer first downs:  
 .....at Washington, 2008 (8)

**SPECIAL TEAMS**

Returned a punt for a TD: .....vs. North Carolina, 2006  
 .....(Tom Zbikowski, 52 yards)  
 Returned a blocked punt for a TD: .....at Boston College, 2003  
 .....(Carlos Campbell, 25 yards)  
 Returned a kickoff for a TD: .....vs. Navy, 2002



The Last Time

.....(Vontez Duff, 92 yards)  
 Returned a blocked FG for a TD .....at Air Force, 2006  
 .....(Terrail Lambert, 76 yards)  
 Blocked a punt: .....vs. San Diego State, 2008  
 .....(Sergio Brown)  
 Punted 10 or more times: .....USC, 2007 (10)  
 Did not punt: .....at Washington, 2008  
 Blocked a field goal: .....vs. Boston College, 2007  
 Had a field goal blocked: .....at Purdue, 2007  
 Blocked a PAT kick: .....vs. North Carolina, 2006 (2)  
 Scored on a blocked PAT attempt: .....vs. Texas, 1995  
 Missed a kicking PAT: .....at Washington, 2008  
 Had a kicking PAT blocked: .....at Air Force, 2006 (2)  
 Had a punt blocked: .....at Boston College, 2008

MISCELLANEOUS

Had 30 or more first downs: .....vs. Purdue, 2006 (33)  
 Had 20-29 first downs: .....vs. Pittsburgh, 2008 (20)  
 Was not penalized: .....at LSU, 1997  
 Had 10 or more penalties: .....vs. Duke, 2007 (11)  
 Had 120 or more yards in penalties: .....at Rutgers, 2000 (120)  
 Had 35 minutes or more of possession time: ..at Washington, 2008 (37:28)  
 Was involved in a tie game: .....at USC, 1994 (17-17)  
 Was involved in an overtime game: .....vs. Pittsburgh, 2008 (L, 33-36)

A NOTRE DAME PLAYER

RUSHING

Rushed for 300 or more yards: .....Never  
 Rushed for 250-299 yards: .....Julius Jones at Pittsburgh, 2003 (262)  
 Rushed for 200-249 yards: .....Julius Jones at Stanford, 2003 (218)  
 Rushed for 175-199 yards: .....Darius Walker at Stanford, 2005 (186)  
 Rushed for 150-174 yards: .....Darius Walker vs. Army, 2006 (162)  
 Rushed for 125-149 yards: .....Armando Allen vs. Purdue, 2008 (134)  
 Rushed for 100-124 yards: .....Robert Hughes vs. Duke, 2007 (110)  
 Quarterback rushed for 100 or more yards: .....Carlyle Holiday  
 .....at Boston College, 2001 (109)  
 Rushed 40 or more times: .....Allen Pinkett at LSU, 1984 (40)  
 Rushed 35-39 times: .....Julius Jones, vs. BYU, 2003 (35)  
 Rushed 30-34 times: .....James Aldridge vs. Navy, 2007 (32)  
 Rushed 25-29 times: .....Darius Walker vs. Stanford, 2006 (25)  
 Rushed for four or more TDs: .....Emmett Mosley vs. Navy, 1994 (4)  
 Rushed for three TDs: .....Travis Thomas vs. Navy, 2007 (3)  
 Rushed for two TDs: .....Robert Hughes, Michigan, 2008 (2)  
 Had a run of 80 yards or more:  
 .....Terrance Howard at West Virginia, 2000 (80)  
 Had a run of 70-79 yards: .....Arnaz Battle vs. Kansas, 1999 (74)  
 Had a run of 60-69 yards: .....Brady Quinn vs. USC, 2006 (60)  
 Had a run of 50-59 yards: .....Carlyle Holiday at Air Force, 2002 (53)

PASSING

Passed for 500 or more yards: .....Joe Theismann at USC, 1970 (526)  
 Passed for 400-499 yards: .....Brady Quinn at Stanford, 2005 (432)  
 Passed for 300-399 yards: ..Jimmy Clausen at North Carolina, 2008 (383)  
 Attempted 50 or more passes: Brady Quinn vs. Michigan State, 2005 (60)  
 Attempted 40-49 passes: .....Jimmy Clausen at Boston College, 2008 (46)  
 Attempted 30-39 passes: .....Jimmy Clausen vs. Purdue, 2008 (35)  
 Completed 30 or more passes: ..Jimmy Clausen at North Carolina, 2008 (31)  
 Completed 20-29 passes: .....Jimmy Clausen vs. Pittsburgh, 2008 (23)  
 Threw five or more TDs: .....Brady Quinn at Michigan State, 2006 (5)  
 Threw four TDs: .....Brady Quinn at Air Force, 2006 (4)  
 Threw three TDs .....Jimmy Clausen vs. Pittsburgh, 2008 (3)  
 Threw five or more interceptions: .....Before 1975  
 Threw four interceptions: .....Jimmy Clausen at Boston College, 2008 (4)  
 Threw three interceptions: .....Brady Quinn vs. Michigan, 2006 (3)  
 Completed a pass of 80 yards or more:  
 .....Brady Quinn at Stanford, 2005 (80)  
 Completed a pass of 70-79 yards: ..Brady Quinn vs. Tennessee, 2005 (73)  
 Completed a pass of 60-69 yards:  
 .....Jimmy Clausen vs. Michigan, 2008 (60)  
 Completed a pass of 50-59 yards: ....Brady Quinn at Air Force, 2006 (51)

RECEIVING

Caught 15 or more passes: .....Never  
 Caught 10-14 passes: .....Michael Floyd vs. Pittsburgh, 2008 (10)  
 Caught seven to nine passes: .....Armando Allen at Boston College, 2008 (9)  
 Had 200 or more yards receiving: .....Maurice Stovall vs. BYU, 2005 (207)  
 Had 175-199 yards receiving: ..Jeff Samardzija vs. North Carolina, 2006 (177)  
 Had 150-174 yards receiving: .....Jeff Samardzija vs. BYU, 2005 (152)  
 Had 100-149 yards receiving: .....Golden Tate vs. Pittsburgh, 2008 (111)  
 .....Michael Floyd vs. Pittsburgh, 2008 (100)  
 Caught four or more TDs: .....Maurice Stovall vs. BYU, 2005 (4)  
 Caught three TDs: .....Maurice Stovall vs. Navy, 2005 (3)  
 Caught two TDs: .....Michael Floyd vs. Pittsburgh, 2008 (2)

TOTAL OFFENSE

Had 500 or more yards total offense: .....Joe Theismann at USC, 1970 (512)  
 Had 400-499 yards total offense: .....Brady Quinn vs. BYU, 2005 (457)  
 Had 100 yards both passing and rushing:  
 .....Jarious Jackson vs. Oklahoma, 1999 (276 passing, 107 rushing)

SCORING

Accounted for four or more touchdowns:  
 .....Brady Quinn at Air Force, 2006 (4 passing)  
  
 Accounted for three touchdowns:  
 .....Jimmy Clausen vs. Pittsburgh, 2008 (3 passing)

DEFENSE

Intercepted three or more passes: ..Shane Walton vs. Maryland, 2002 (3)  
 Intercepted two passes: .....Raeshon McNeil vs. Pittsburgh, 2008 (2)  
 Recovered three or more fumbles: .....Never  
 Forced two fumbles: .....Maurice Crum, Jr. at UCLA, 2007 (2)  
 Recovered two fumbles: .....Brian Smith vs. Michigan, 2008 (2)  
 Recorded 15 or more tackles: .....David Bruton vs. Pittsburgh, 2008 (16)  
 .....Kyle McCarthy vs. Pittsburgh, 2008 (15)  
 Recorded 10-14 tackles: ....Kyle McCarthy vs. San Diego State, 2008 (14)

SPECIAL TEAMS

Scored 15 or more points kicking: .....B. Walker vs. Pittsburgh, 2008 (15)  
 Scored 10-14 points kicking: .....Carl Gioia vs. PSU, 2006 (11)  
 Kicked five or more field goals:  
 .....Nicholas Setta vs. Washington State, 2003 (5)  
 Kicked four field goals: .....Brandon Walker vs. Pittsburgh, 2008 (4)  
 Kicked two field goals of 50 or more yards: .....Never  
 Kicked a field goal of 50 or more yards: .....Nicholas Setta  
 .....vs. Maryland, 2002 (51)  
 Kicked a punt 70 or more yards: .....Jim Yoder vs. Texas, 1971 (71)  
 Kicked a punt 60-69 yards: .....Geoffrey Price vs. PSU, 2006 (62)  
 Punted 10 or more times: .....Geoff Price vs. USC, 2007 (10)  
 Totaled 175 or more kickoff return yards:  
 .....Raghib Ismail at Michigan, 1989 (192)  
 Totaled 100 or more punt return yards:  
 .....Tom Zbikowski vs. Tennessee, 2005 (118)

AN OPPOSING TEAM

RUSHING

Had 400 or more yards: .....Pittsburgh, 1975 (411)  
 Had 300-399 yards: .....Stanford, 1997 (322)  
 Had 200-299 yards: .....Michigan State, 2008 (203)  
 Had 50 or more rushing attempts: .....Air Force, 2007 (63)  
 Had five or more rush TDs: .....USC, 2005 (5)  
 Had four rush TDs: .....Navy, 2007 (4)  
 Had two or more players with 100 rush yards in a game: Stanford, 1997  
 .....(Anthony Bookman - 142, Mike Mitchell - 135)

PASSING

Had 400 or more yards: .....Washington, 2005 (408)  
 Had 300-399 yards: .....Purdue, 2008 (359)  
 Had 60 or more pass attempts: .....Tennessee, 1990 (60)  
 Had 50-59 pass attempts: .....Purdue, 2008 (55)  
 Had 40-49 pass attempts: .....Boston College, 2007 (49)

### The Last Time

Had 30 or more pass completions: .....Boston College, 2007 (32)  
 Had five or more passing TDs: .....USC, 2004 (5)  
 Had four passing TDs: .....USC, 2007 (4)  
 Had three passing TDs: .....Michigan, 2007 (3)

**RECEIVING**

Had two players with 100 receiving yards in a game: .....USC, 2003  
 .....(Mike Williams 112, Keary Colbert 120)

**TOTAL OFFENSE**

Had 600 or more yards total offense: .....Ohio State, 2006 Fiesta Bowl (617)  
 Had 500-599 yards total offense: .....LSU, 2007 Sugar Bowl (577)  
 Had 400-499 yards total offense: .....Purdue, 2008 (462)  
 Had 80 or more plays: .....Boston College, 2007 (83)  
 Had 75-79 plays: .....Pittsburgh, 2008 (77)

**SCORING**

Scored 60 or more points: .....Never  
 Scored 50-59 points: .....Miami (Fla.), 1985 (58)  
 Scored 40-49 points: .....Air Force, 2007 (41)  
 Scored 30-39 points: .....Pittsburgh, 2007 (36)  
 Scored a two-point conversion: .....Navy, 2007

**TURNOVERS**

Did not commit a turnover: .....Boston College, 2008  
 Had three or more fumbles lost: .....Michigan, 2008 (4)  
 Intercepted five or more passes: .....USC, 1967 (7)  
 Intercepted four passes: .....Purdue, 2003 (4)  
 Intercepted three passes: .....Michigan, 2006 (3)  
 Returned an interception for a TD: .....Boston College, 2008  
 .....(Quan Sturdivant - 32 yards)  
 Returned a fumble for a TD: .....Air Force, 2007  
 .....(John Rabold - 19 yards)

**DEFENSE**

Held ND to 10 or fewer first downs: .....USC, 2007 (10)  
 Scored a safety: .....LSU, 1998  
 Held ND to 50 or fewer rushing yards: .....Michigan State, 2008 (16)  
 Held ND to 101-200 passing yards: .....Michigan, 2008 (147)  
 Held ND to 100 or fewer passing yards: .....UCLA, 2007 (94)  
 Held ND to 201-300 yards total offense: .....Boston College, 2008 (292)  
 Held ND to 200 or fewer yards total offense: .....USC, 2007 (165)

**SPECIAL TEAMS**

Returned a punt for a TD: Penn State, 2007 (Derrick Williams - 78 yards)  
 Returned a blocked punt for a TD: .....Michigan State, 2004  
 .....(Jerramy Scott - 0 yards)  
 Returned a kickoff for a TD: .....USC, 2006 (Brian Cushing - 42 yards)  
 Punted 10 or more times: .....Rutgers, 2002 (10)  
 Did not punt: .....Miami (Fla.), 1985  
 Missed a kicking PAT: .....San Diego State, 2008

**MISCELLANEOUS**

Had 30 or more first downs: .....LSU, 2007 Sugar Bowl (31)  
 Had 20-29 first downs: .....North Carolina, 2008 (21)  
 Had 10 or more penalties: .....Boston College, 2007 (15)  
 Had 100 or more yards in penalties: .....San Diego State, 2008 (100)  
 Had 35 minutes or more of possession time: Boston College, 2007 (39:03)  
 Had one 100-yard receiver and one 100-yard rusher: .....USC, 2006  
 .....(C.J. Cable, 107 rushing, Dwayne Jarrett, 132 receiving)

**AN OPPOSING PLAYER****RUSHING**

Rushed for 300 or more yards: .....Tony Dorsett, Pittsburgh, 1975 (303)  
 Rushed for 200-299 yards: .....Javon Ringer, Michigan State, 2008 (201)  
 Rushed for 150-199 yards: .....LeSean McCoy, Pittsburgh, 2008 (169)  
 Rushed for 100-149 yards: .....Montel Harris, Boston College, 2008 (120)  
 Rushed 40 or more times: .....Craig Heyward, Pittsburgh, 1987 (42)  
 Rushed 30-39 times: .....LeSean McCoy, Pittsburgh, 2008 (32)  
 Rushed 25-29 times: .....Sam McGuffie, Michigan, 2008 (25)

Rushed for five or more TDs: .....Walter Reyes, Syracuse, 2003 (5)  
 Rushed for four TDs: .....Walter Reyes, Syracuse, 2003 (5)  
 Rushed for three TDs: .....Reggie Bush, USC, 2005 (3)  
 Rushed for two TDs: .....Javon Ringer, Michigan State, 2008 (2)  
 Had a run of 80 yards or more: .....Sherman Lewis, Michigan State, 1963 (85)  
 Had a run of 70-79 yards: .....Walter Reyes, Syracuse, 2003 (71)  
 Had a run of 60-69 yards: .....Javon Ringer, Michigan State, 2008 (63)  
 Had a run of 50-59 yards: .....Joe McKnight, USC, 2007 (51)

**PASSING**

Passed for 500 or more yards: .....Never  
 Passed for 400-499 yards: .....Matt Leinart, USC, 2004 (400)  
 Passed for 300-399 yards: .....Curtis Painter, Purdue, 2008 (359)  
 Attempted 60 or more passes: .....Andy Kelly, Tennessee, 1990 (60)  
 Attempted 50-59 passes: .....Curtis Painter, Purdue, 2008 (55)  
 Attempted 40-49 passes: .....Matt Ryan, Boston College, 2007 (49)  
 Completed 30 or more passes: .....Matt Ryan, Boston College, 2007 (32)  
 Completed 20-29 passes: .....Curtis Painter, Purdue, 2008 (29)  
 Threw five or more TDs: .....Matt Leinart, USC, 2004 (5)  
 Threw four TDs: .....Mark Sanchez, USC, 2007 (4)  
 Threw three TDs: .....Ryan Mallett, Michigan, 2007 (3)  
 Completed a pass of 90 yards or more: .....Kyle Orton, Purdue, 2004 (97)  
 Completed a pass of 80-89 yards: .....Curtis Painter, Purdue, 2006 (88)  
 Completed a pass of 70-79 yards: .....Joe Dailey, North Carolina, 2006 (72)  
 Completed a pass of 60-69 yards: .....Chad Henne, Michigan, 2006 (69)  
 Completed a pass of 50-59 yards: Anthony Morelli, Penn State, 2007 (51)

**RECEIVING**

Caught 10 or more passes: .....Desmond Tardy, Purdue, 2008 (10)  
 Caught seven to nine passes: .....Hakeem Nicks, North Carolina, 2008 (9)  
 Had 200 or more yards receiving: .....Selwyn Lymon, Purdue, 2006 (238)  
 Had 150-199 yards receiving: .....Desmond Tardy, Purdue, 2008 (175)  
 Had 100-149 yards receiving: .....Hakeem Nicks, North Carolina, 2008 (141)  
 Caught three or more TD passes: .....Dwayne Jarrett, USC, 2006 (3)  
 Caught two TD passes: .....Kellen Davis, Michigan State, 2007 (2)

**SCORING**

Accounted for five or more touchdowns: .....Matt Leinart, USC, 2004  
 .....(5 passing)

Accounted for four touchdowns: .....Matt Trannon, Michigan State, 2005  
 .....(3 receiving, 1 rushing)

Accounted for three touchdowns:

.....Shaun Carney, Air Force (1 rushing, 2 passing)

**DEFENSE**

Intercepted three or more passes: .....Rod Johnson, N.C. State, 2003 (3)  
 Intercepted two passes: .....Otis Wiley, Michigan State, 2008 (2)  
 Recorded three or more sacks: .....Bruce Davis, UCLA, 2007 (3.0)  
 Recorded two sacks: .....Bruce Carter, North Carolina, 2008 (2.0)

**SPECIAL TEAMS**

Kicked four or more field goals: .....Conor Lee, Pittsburgh, 2004 (5)  
 Kicked a field goal 50 or more yards: .....Matt Payne, BYU, 2004 (53)  
 Kicked a punt of 65 or more yards: .....Jared Armstrong, Purdue, 2006 (69)  
 Totaled 100 or more kick return yards: .....Karl Whittaker, Navy, 2005 (159)

**The Charlie Weis  
Record Book**

**TEAM RECORDS - OFFENSE****most points in a game**

49	BYU	10.22.05
49	at Purdue	10.1.05
45	North Carolina	11.4.06
44	Navy	11.3.07
42	Navy	11.12.05
42	at Pittsburgh	9.3.05
41	Penn State	9.9.06
41	Tennessee	11.5.05
41	Michigan State	9.17.05
41	Army	11.18.06

**most points in a half**

35 (1st)	at Pittsburgh	9.3.05
31 (1st)	North Carolina	11.4.06
28 (1st)	Michigan	9.13.08
28 (1st)	at Purdue	10.1.05
28 (2nd)	BYU	10.22.05
28 (1st)	Navy	11.12.05
28 (1st)	Purdue	9.30.06
27 (1st)	at Air Force	11.11.06
26 (2nd)	at Michigan State	9.23.06
24 (2nd)	Purdue	9.27.08
24 (2nd)	at Washington	9.24.05
24 (2nd)	at Stanford	11.26.05

**most points in a quarter**

28 (2nd)	at Pittsburgh	9.3.05
21 (3rd)	Purdue	9.27.08
21 (1st)	Michigan	9.13.08
21 (2nd)	Navy	11.12.05
21 (3rd)	BYU	10.22.05
21 (2nd)	at Purdue	10.1.05
20 (2nd)	Army	11.18.06
20 (4th)	Tennessee	11.5.05
20 (1st)	at Air Force	11.11.06
19 (4th)	at Michigan State	9.23.06

**margin of victory**

32	Army	11.18.06
26	at Washington	10.25.08
26	BYU	10.22.05
24	Syracuse	11.19.05
24	Penn State	9.9.06
24	vs. Navy	10.28.06
22	at Air Force	11.11.06
21	at Pittsburgh	9.3.05
21	at Purdue	10.1.05
21	Navy	11.12.05
21	Stanford	10.7.06
21	Duke	11.17.07

**fewest points in a game**

0	at Boston College	11.8.08
0	at Michigan	9.15.07
0	USC	10.20.07
3	Georgia Tech	9.1.07
7	at Michigan State	9.20.08
10	at Penn State	9.8.07
14	Boston College	10.13.07
14	Michigan State	9.22.07
14	at Georgia Tech	9.2.06
14	vs. LSU	1.3.07

**fewest points in a half**

0 (1st)	at Boston College	11.8.08
0 (2nd)	at Boston College	11.8.08
0 (1st)	at Michigan State	9.20.08
0 (1st)	USC	10.20.07
0 (2nd)	USC	10.20.07
0 (1st)	Boston College	10.13.07
0 (1st)	at Purdue	9.29.07
0 (2nd)	Michigan State	9.22.07
0 (1st)	at Michigan	9.15.07
0 (2nd)	at Michigan	9.15.07
0 (1st)	Georgia Tech	9.1.07
0 (2nd)	vs. LSU	1.3.07

**most rushing yards in a game**

275	at Pittsburgh	9.3.05
252	at Washington	10.25.08
235	Navy	11.3.07
233	at Washington	9.24.05
231	at Stanford	11.26.05
221	Army	11.18.06
221	Navy	11.12.05
220	Duke	11.17.07
204	Stanford	10.7.06
201	Purdue	9.27.08

**fewest rushing yards in a game**

-8	Georgia Tech	9.1.07
-6	at Michigan	9.15.07
0	at Penn State	9.8.07
4	Michigan	9.16.06
16	at Michigan State	9.20.08
27	Boston College	10.13.07
41	UCLA	10.21.06
44	BYU	10.22.05
46	at UCLA	10.6.07
47	at Michigan State	9.23.06

**most carries**

63	Navy	11.3.07
52	USC	11.15.05
50	at Stanford	11.26.05
50	at Purdue	10.1.05
50	at Pittsburgh	9.3.05
49	at Washington	10.25.08
48	Duke	11.17.07
47	at Washington	9.24.05
44	at Michigan	9.10.05
43	Purdue	9.30.06

**highest average gain per rush (min. 20)**

6.5	at Air Force	11.11.06	27-176
6.3	Army	11.18.06	35-221
5.7	Navy	11.12.05	39-221
5.5	at Pittsburgh	9.3.05	50-275
5.2	Stanford	10.7.06	39-204
5.1	at Washington	10.25.08	49-252
5.0	Purdue	9.27.08	40-201
5.0	at Washington	9.24.05	47-233
4.8	vs. Navy	10.28.06	37-176
4.6	at Stanford	11.26.05	50-231
4.6	vs. LSU	1.3.07	31-143
4.6	vs. Duke	11.17.07	48-220

**most rushing TDs scored**

4	Navy	11.3.07
4	at Purdue	10.1.05
4	at Pittsburgh	9.3.05
3	at Washington	10.25.08
3	at Stanford	11.24.07
3	vs Ohio State	1.2.06
3	at Washington	9.24.05
3	Purdue	9.30.06
3	Army	11.18.06
2	Michigan	9.13.08
2	Michigan State	9.22.07
2	Navy	11.12.05
2	at Stanford	11.26.05
2	USC	11.15.05
2	at Georgia Tech	9.2.06
2	vs. Navy	10.28.06

**most passes attempted**

60	Michigan State	9.17.05
52	at Purdue	9.29.07
49	Boston College	10.13.07
49	Michigan	9.16.06
48	at North Carolina	10.11.08
46	at Boston College	
45	UCLA	10.21.06
45	vs Ohio State	1.2.06
45	at USC	11.25.06
44	Pittsburgh	11.1.08

**most passes completed**

34	at Purdue	9.29.07
33	Michigan State	9.17.05
32	BYU	10.22.05
31	at North Carolina	10.11.08
30	at Purdue	10.1.05
29	Stanford	10.4.08
29	vs Ohio State	1.2.06
29	Purdue	9.30.06
27	UCLA	10.21.06
27	Stanford	10.7.06

**highest completion percentage (min. 10 att.)**

78.0	BYU	10.22.05	32-41
76.9	at Purdue	10.1.05	30-39
76.3	Purdue	9.30.06	29-38
73.7	at Air Force	11.11.06	14-19
73.3	Army	11.18.06	22-30
72.5	Stanford	10.4.08	29-40
72.0	vs. Navy	10.28.06	18-25
71.1	Stanford	10.7.06	27-38
71.0	Navy	11.12.05	22-31
69.4	Penn State	9.9.06	25-36

**most passing yards**

487	Michigan State	9.17.05
468	at Purdue	10.1.05
467	BYU	10.22.05
432	at Stanford	11.26.05
383	at North Carolina	10.11.08
377	at Purdue	9.29.07
347	Stanford	10.4.08
346	North Carolina	11.4.06
327	at Washington	9.24.05
319	at Michigan State	9.23.06

**most passing ypa (min. 10 att.)**

12.0	at Purdue	10.1.05	39-468
11.8	vs. Navy	10.28.06	25-295
11.4	BYU	10.22.05	41-467
11.4	at Stanford	11.26.05	38-432
10.9	at Air Force	11.11.06	19-207
9.4	North Carolina	11.4.06	37-346
9.2	Navy	11.12.05	31-284
8.9	Tennessee	11.5.05	33-295
8.9	at Michigan State	9.23.06	36-319
8.8	at Washington	9.24.05	37-327

**most passing yards per comp. (min. 5 comp.)**

17.3	at Stanford	11.26.05	25-432
16.4	vs. Navy	10.28.06	18-295
15.9	at Michigan State	9.23.06	20-319
15.6	at Purdue	10.1.05	30-468
15.0	North Carolina	11.4.06	23-346
14.8	Michigan State	9.17.05	33-487
14.8	Tennessee	11.5.05	20-295
14.8	at Air Force	11.11.06	14-207
14.7	Michigan	9.13.08	10-147
14.6	BYU	10.22.05	32-467

**most touchdown passes**

6	BYU	10.22.05
5	Michigan State	9.17.05
5	at Michigan State	9.23.06
4	at Air Force	11.11.06
4	North Carolina	11.4.06
4	Navy	11.12.05
3	Pittsburgh	11.1.08
3	Stanford	10.4.08
3	Purdue	9.27.08
3	San Diego State	9.6.08
3	Duke	11.17.07
3	Air Force	11.10.07
3	Army	11.18.06
3	Tennessee	11.5.05
3	at Stanford	11.26.05
3	at Purdue	10.1.05
3	Stanford	10.7.06
3	Penn State	9.9.06

The Charlie Weis  
Record Book

3	Michigan	9.16.06
3	vs. Navy	10.28.06
3	at USC	11.25.06
3	at Purdue	9.29.07

**most passes had intercepted**

4	at Boston College	11.8.08
3	Michigan	9.16.06
2	at North Carolina	10.11.08
2	at Michigan State	9.20.08
2	Michigan	9.13.08
2	San Diego State	9.6.08
2	Boston College	10.13.07
2	at Stanford	11.26.05
2	at Purdue	10.1.05
2	vs. LSU	1.3.07
2	at Michigan	9.15.07
2	at Purdue	9.29.07

**highest passing efficiency rating (min. 11 att.)**

234.7	at Air Force	11.11.06
222.0	BYU	10.22.05
210.7	vs. Navy	10.28.06
192.9	at Purdue	10.1.05
184.1	Navy	11.12.05
176.8	at Stanford	11.26.05
176.4	North Carolina	11.4.06
170.3	at Michigan State	9.23.06
170.1	Stanford	10.4.08
165.7	Tennessee	11.5.05

**most total offense plays**

98	Michigan State	9.17.05	38r,60p
90	Navy	11.3.07	63r,27p
89	at Purdue	10.1.05	50r,39p
88	at Stanford	11.26.05	50r,38p
87	USC	11.15.05	52r,35p
84	at Washington	9.24.05	47r,37p
83	Pittsburgh	11.1.08	39r,44p
81	Purdue	9.30.06	43r,38p
80	Duke	11.17.07	48r, 32p
80	UCLA	10.21.06	35r,45p

**most total offense yards gained**

663	at Stanford	11.26.05	231r,432p
621	at Purdue	10.1.05	153r,468p
594	Michigan State	9.17.05	107r,487p
560	at Washington	9.24.05	233r,327p
511	BYU	10.22.05	44r,467p
505	Navy	11.12.05	221r,284p
502	at Pittsburgh	9.3.05	275r,227p
476	Purdue	9.27.08	201r, 275p
472	at North Carolina	10.11.08	89r,383p
471	vs. Navy	10.28.06	176r, 295p

**highest average gain per play**

8.3	at Air Force	11.11.06	46-383
8.0	BYU	10.22.05	64-511
7.6	vs. Navy	10.28.06	62-471
7.5	at Stanford	11.26.05	88-663
7.2	Navy	11.12.05	70-505
7.0	at Purdue	10.1.05	89-621
6.9	at Michigan State	9.23.06	53-366
6.8	Army	11.18.06	65-439
6.7	at Washington	9.24.05	84-560
6.5	at Pittsburgh	9.3.05	77-502

**most all-purpose yards gained**

794	at Stanford	11.26.05
716	Michigan State	9.17.05
698	BYU	10.22.05
683	at Purdue	10.1.05
646	North Carolina	11.4.06
622	at Washington	9.24.05
605	Tennessee	11.5.05
592	at North Carolina	10.11.08
580	Purdue	9.27.08
577	Navy	11.12.05

**most all-purpose attempts**

97	Navy	11.3.07
92	Pittsburgh	11.1.08
85	at North Carolina	10.11.08
85	at Stanford	11.26.05
84	at Purdue	10.1.05
82	at Washington	10.25.08
81	USC	11.15.05
81	Purdue	9.27.08
78	Michigan State	9.17.05
76	at Washington	9.24.05
76	Purdue	9.30.06

**most touchdowns scored**

7	at Purdue	10.1.05
7	BYU	10.22.05
6	Navy	11.3.07
6	Army	11.18.06
6	at Air Force	11.11.06
6	North Carolina	11.4.06
6	Navy	11.12.05
6	at Pittsburgh	9.3.05
6	at Michigan State	9.23.06
5	Purdue	9.27.08
5	Tennessee	11.5.05
5	at Stanford	11.26.05
5	Penn State	9.9.06
5	Michigan State	9.17.05
5	Purdue	9.30.06
5	vs. Navy	10.28.06

**most first downs in a game**

33	at Pittsburgh	9.3.05
33	Purdue	9.30.06
32	at Purdue	10.1.05
31	Michigan State	9.17.05
31	at Washington	9.24.05
30	at Stanford	11.26.05
29	Navy	11.12.05
29	Stanford	10.7.06
28	USC	11.15.05
27	at North Carolina	10.11.08
27	BYU	10.22.05
27	Navy	11.3.07

**fewest first downs in a game**

9	Michigan State	9.22.07
9	at Penn State	9.8.07
10	USC	10.20.07
10	at Michigan	9.15.07
12	at UCLA	10.6.07
13	Georgia Tech	9.1.07
13	at Michigan State	9.23.06
14	Michigan	9.13.08
14	Boston College	10.13.07
14	Michigan	9.16.06
14	Tennessee	11.5.05

**most time of possession**

38:40	USC	11.15.05
38:01	Purdue	9.30.06
37:28	at Washington	10.25.08
36:56	at Washington	9.24.05
36:03	at Purdue	10.1.05
35:49	Michigan State	9.17.05
35:35	Duke	11.17.07
35:25	at Georgia Tech	9.2.06
35:26	Purdue	9.27.08
34:40	Stanford	10.7.06

**least time of possession**

20:57	Boston College	10.13.07
21:25	at Air Force	11.11.06
24:21	at Michigan State	9.23.06
25:45	at Stanford	11.24.07
25:54	Air Force	11.10.07
26:00	at Penn State	9.8.07
26:04	Michigan	9.16.06
26:15	at Michigan State	9.20.08

26:16	at Michigan	9.15.07
26:21	BYU	10.22.05

**most third down conversions**

10	at North Carolina	10.11.08
10	at Purdue	10.1.05
10	USC	11.15.05
10	at Pittsburgh	9.3.05
10	Duke	11.17.07
9	Navy	11.3.07
9	Navy	11.12.05
9	vs. Ohio State	1.2.06
8	vs. LSU	1.3.07
8	North Carolina	11.4.06
8	BYU	11.12.05
8	at Stanford	11.26.05
8	Purdue	9.30.06

**fewest third down conversions**

1	at Michigan State	9.23.06
2	at Penn State	9.8.07
2	Michigan	9.16.06
3	Michigan	9.13.08
3	San Diego State	9.6.08
3	at UCLA	10.6.07
3	at Air Force	11.11.06
4	Stanford	10.4.08
4	at Stanford	11.24.07
4	Air Force	11.10.07
4	USC	10.20.07
4	at Michigan	9.15.07
4	UCLA	10.21.06
4	at Michigan	9.10.05

**most fourth down conversions**

6	Navy	11.3.07
4	at Purdue	9.29.07
4	UCLA	10.21.06
4	Penn State	9.9.06
3	Purdue	9.27.08
3	vs. Navy	10.28.06
3	Michigan State	9.17.05
2	at Washington	10.25.08
2	Stanford	10.4.08
2	Air Force	11.10.07
2	at USC	11.25.06
2	at Georgia Tech	9.2.06
2	Syracuse	11.19.05
2	at Michigan State	9.23.06
2	Purdue	9.30.06
2	Georgia Tech	9.1.07

**TEAM RECORDS - SPECIAL TEAMS**

**most punts**

10	USC	10.20.07
10	at Penn State	9.8.07
9	at UCLA	10.6.07
9	at Michigan	9.10.05
9	Michigan State	9.22.07
7	at Boston College	11.8.08
7	at Michigan	9.15.07
7	Georgia Tech	9.1.07
7	UCLA	10.21.06
7	Michigan	9.16.06
7	at Michigan State	9.23.06

**most punt returns**

6	at Stanford	11.26.05
5	North Carolina	11.4.06
4	at Stanford	11.24.07
4	USC	11.15.05
4	at Georgia Tech	9.2.06
3	at Boston College	11.8.08
3	at Michigan State	9.20.08
3	San Diego State	9.6.08
3	USC	10.20.07
3	Boston College	10.13.07
3	at Michigan	9.15.07
3	Army	11.18.06

The Charlie Weis  
Record Book

3	Tennessee	11.5.05
3	Syracuse	11.19.05
3	Duke	11.17.07

**most punt return yards**

118	Tennessee	11.5.05
87	USC	11.15.05
84	North Carolina	11.4.06
64	at Stanford	11.24.07
44	at Boston College	11.8.08
41	San Diego State	9.6.08
37	Navy	11.3.07
34	Boston College	10.13.07
34	at Stanford	11.26.05
31	at Washington	9.24.05

**highest avg. gain per punt return (min. 2 ret.)**

39.3	Tennessee	11.5.05	3-118
21.8	USC	11.15.05	4-87
18.5	Navy	11.3.07	2-37
16.8	North Carolina	11.4.06	5-84
16.0	at Stanford	11.24.07	4-64
15.5	at Washington	9.24.05	2-31
14.7	at Boston College	11.8.08	3-44
13.7	San Diego State	9.6.08	3-41
12.5	Navy	11.12.05	2-25
11.3	Boston College	10.13.07	3-34

**most kick returns**

8	Georgia Tech	9.1.07
8	at Purdue	9.29.07
7	at North Carolina	10.11.08
7	Michigan	9.16.06
7	at USC	11.25.06
6	Air Force	11.10.07
6	vs. LSU	1.3.07
5	Pittsburgh	11.1.08
5	at Michigan State	9.20.08
5	Navy	11.3.07
5	USC	10.20.07
5	Michigan State	9.22.07
5	at Michigan	9.15.07
5	BYU	10.22.05

**most kick return yards**

158	Michigan	9.16.06
147	at Michigan State	9.20.08
142	at USC	11.25.06
133	at Michigan	9.15.07
132	at Purdue	9.29.07
131	Navy	11.3.07
128	vs. LSU	1.3.07
120	at North Carolina	10.11.08
117	Air Force	11.10.07
112	Georgia Tech	9.1.07

**highest avg. gain per kick return (min. 2 ret.)**

39.5	at Georgia Tech	9.2.06	2-79
31.0	at Purdue	10.1.05	2-62
29.4	at Michigan State	9.20.08	5-147
27.5	North Carolina	11.4.06	4-110
26.6	at Michigan	9.15.07	5-133
26.2	Navy	11.3.07	5-131
26.2	Purdue	9.27.08	4-105
25.3	at Penn State	9.8.07	4-101
24.8	at Michigan State	9.23.06	4-99
24.7	San Diego State	9.6.08	3-74

**TEAM RECORDS - DEFENSE**

**most points allowed**

47	Michigan	9.16.06
46	Navy	11.3.07
44	Michigan State	9.17.05
44	at USC	11.25.06
41	vs. LSU	1.3.07
41	Air Force	11.10.07
38	at Michigan	9.15.07
38	USC	10.20.07
37	at Michigan State	9.23.06

36	Pittsburgh	11.1.08
----	------------	---------

**most points allowed (half)**

34	Michigan (first)	9.16.06
31	at Michigan State (first)	9.23.06
31	at Michigan (first)	9.15.07
28	at Purdue (second)	10.1.05
24	Michigan State (first)	9.17.05
24	Air Force (second)	11.10.07
23	USC (second)	11.25.06
23	Purdue (first)	9.29.07
21	Pittsburgh (second)	11.1.08
21	Ohio State (first)	1.2.06
21	USC (first)	11.25.06
21	LSU (first)	1.3.07
21	USC (second)	10.20.07

**most points allowed (quarter)**

21	at Michigan (second)	9.15.07
20	Michigan (first)	9.16.06
17	Michigan State (first)	9.23.06
17	Stanford (fourth)	11.26.05
16	USC (fourth)	11.25.06
14	Pittsburgh (third)	11.1.08
14	Stanford (fourth)	10.4.08
14	Georgia Tech (fourth)	9.1.07
14	Michigan State (first)	9.22.07
14	Michigan State (third)	9.22.07
14	Boston College (third)	10.13.07
14	USC (third)	10.20.07
14	Navy (second)	11.3.07
14	Air Force (third)	11.10.07
14	Michigan State (first)	9.17.05
14	Michigan State (third)	9.17.05
14	Washington (fourth)	9.24.05
14	Purdue (third)	10.1.05
14	Purdue (fourth)	10.1.05
14	USC (first)	10.15.05
14	Ohio State (second)	1.2.06
14	Penn State (fourth)	9.9.06
14	Michigan (second)	9.16.06
14	Michigan State (second)	9.23.06
14	UCLA (second)	10.21.06
14	Navy (second)	10.28.06
14	USC (first)	11.25.06
14	LSU (first)	1.3.07

**fewest points allowed**

6	at UCLA	10.6.07
7	at Washington	10.25.08
7	Duke	11.17.07
9	Army	11.18.06
10	Syracuse	11.19.05
10	at Michigan	9.10.05
10	at Georgia Tech	9.2.06
13	San Diego State	9.6.08
14	vs. Navy	10.28.06
14	at Stanford	11.24.07

**fewest points allowed (half)**

0	at Washington (first)	10.25.08
0	Michigan (second)	9.13.08
0	at Purdue (first)	10.1.05
0	at Georgia Tech (second)	9.2.06
0	Penn State (first)	9.2.06
0	vs. Navy (second)	10.28.06
3	Pittsburgh (first)	11.1.08
3	at Michigan (first)	9.10.05
3	at Washington (first)	9.24.05
3	Syracuse (first)	11.19.05
3	Stanford (first)	10.7.06
3	UCLA (second)	10.21.06
3	at Air Force (first)	11.11.06
3	Army (first)	11.18.06

**fewest points allowed (quarter)**

0	at Boston College (fourth)	11.8.08
0	Pittsburgh (second)	11.1.08
0	at Washington (third)	10.25.08

0	at Washington (second)	10.25.08
0	at Washington (third)	10.25.08
0	Stanford (first)	10.4.08
0	Stanford (third)	10.4.08
0	Purdue (fourth)	9.27.08
0	Michigan (third)	9.13.08
0	Michigan (fourth)	9.13.08
0	San Diego State (first)	9.6.08
0	San Diego State (fourth)	9.6.08
0	at Pittsburgh (third)	9.3.05
0	at Michigan (first)	9.10.05
0	at Michigan (third)	9.10.05
0	Michigan State (fourth)	9.17.05
0	at Washington (first)	9.24.05
0	at Washington (third)	9.24.05
0	at Purdue (first)	10.1.05
0	at Purdue (second)	10.1.05
0	USC (second)	10.8.05
0	BYU (second)	10.22.05
0	BYU (fourth)	10.22.05
0	Tennessee (fourth)	11.5.05
0	Navy (second)	11.12.05
0	Syracuse (second)	11.19.05
0	Syracuse (third)	11.19.05
0	Stanford (third)	11.26.05
0	at Georgia Tech (third)	9.2.06
0	at Georgia Tech (fourth)	9.2.06
0	Penn State (first)	9.9.06
0	Penn State (second)	9.9.06
0	at Michigan State (fourth)	9.23.06
0	Purdue (third)	9.30.06
0	Stanford (second)	10.7.06
0	Stanford (third)	10.7.06
0	UCLA (first)	10.21.06
0	UCLA (third)	10.21.06
0	vs. Navy (first)	10.28.06
0	vs. Navy (third)	10.28.06
0	vs. Navy (fourth)	10.28.06
0	North Carolina (fourth)	11.4.06
0	at Air Force (second)	11.11.06
0	Army (second)	11.18.06
0	Army (third)	11.18.06
0	at Michigan (fourth)	9.15.07
0	Michigan State (fourth)	9.22.07
0	at UCLA (third)	10.6.07
0	at UCLA (fourth)	10.6.07
0	Boston College (fourth)	10.13.07
0	Navy (first)	11.3.07
0	Duke (first)	11.17.07
0	Duke (second)	11.17.07
0	Duke (third)	11.17.07
0	at Stanford (third)	11.24.07
0	at Stanford (fourth)	11.24.07

**margin of defeat**

38	at Michigan	9.15.07
38	USC	10.20.07
30	Georgia Tech	9.1.07
27	vs. LSU	1.3.07
26	Michigan	9.16.06
21	at Penn State	9.8.07
20	at USC	11.25.06
17	at Boston College	11.8.08
17	Michigan State	9.22.07
17	Air Force	11.10.07

**most rushing yards allowed**

289	at Michigan (61)	9.15.07
285	Air Force (63)	11.10.07
275	vs. Ohio State (36)	1.2.06
271	vs. Navy (56)	10.28.06
259	Georgia Tech (43)	9.1.07
257	Navy (66)	11.3.07
248	at Michigan State (43)	9.23.06
245	vs. LSU (37)	1.3.07
239	Navy (58)	11.12.05
227	USC (36)	10.20.07

**The Charlie Weis  
Record Book**

**fewest rushing yards allowed**

-11	at Stanford (25)	11.26.05
26	at Washington (23)	10.25.08
26	UCLA (28)	10.21.06
31	UNC (25)	11.4.06
41	at Washington (22)	9.24.05
58	Army (36)	11.18.06
71	San Diego State	9.6.08
72	Stanford (31)	10.7.06
75	BYU (34)	10.22.05
89	at UCLA (37)	10.6.07

**highest avg. per rush (min. 20)**

7.64	vs. Ohio State (36-275)	1.2.06
6.83	at Purdue (24-164)	10.1.05
6.62	vs. LSU (37-245)	1.3.07
6.31	USC (36-227)	10.20.07
6.02	Georgia Tech (43-259)	9.1.07
5.76	at Michigan State (43-248)	9.23.06
5.65	USC (31-175)	10.15.05
4.94	Boston College (34-168)	10.13.07
4.84	Navy (56-271)	10.28.06
4.79	Penn State (33-158)	9.9.06

**lowest avg. per rush (min. 20)**

-0.44	at Stanford (25-(-11))	11.26.05
0.93	UCLA (28-26)	10.21.06
1.13	at Washington (23-26)	10.25.08
1.24	UNC (25-31)	11.4.06
1.61	Army (36-58)	11.18.06
1.86	at Washington (22-41)	9.24.05
2.21	BYU (34-75)	10.22.05
2.32	Stanford (31-72)	10.7.06
2.41	at UCLA (37-89)	10.6.07
2.79	Tennessee (39-109)	11.5.05

**most rushing TDs allowed**

5	USC	10.15.05
4	Navy	11.3.07
3	vs. LSU	1.3.07
3	Georgia Tech	9.1.07
2	Pittsburgh	11.1.08
2	at North Carolina	10.11.08
2	at Michigan State	9.20.08
2	Michigan State	9.17.05
2	at Purdue	10.1.05
2	Navy	11.12.05
2	vs. Ohio State	1.2.06
2	at Penn State	9.8.07
2	at Michigan	9.15.07
2	Boston College	10.13.07
2	Air Force	11.10.07
2	at Stanford	11.24.07
2	at USC	11.25.06
2	vs. Navy	10.28.06

**fewest rushing TDs allowed**

0	at Boston College	11.8.08
0	at Washington	10.25.08
0	at Michigan	9.10.05
0	Syracuse	11.19.05
0	Stanford	11.26.05
0	at Georgia Tech	9.2.06
0	Stanford	10.7.06
0	UCLA	10.21.06
0	UNC	11.4.06
0	at Air Force	11.11.06
0	Army	11.18.06
0	Michigan State	9.22.07
0	at UCLA	10.6.07

**highest completion percentage (min. 10 att.)**

73.7	at Air Force	11.11.06	14-19
69.6	Michigan	9.13.08	16-23
67.9	vs. Ohio State	1.2.06	19-28
65.3	Boston College	10.13.07	32-49
64.3	Stanford	10.4.08	29-40
63.9	at Stanford	11.26.05	23-36
62.5	Air Force	11.10.07	10-16

61.8	vs. LSU	1.3.07	21-34
60.7	at USC	11.25.06	17-28
59.5	at Purdue	9.29.07	22-37

**lowest completion percentage (min. 10 att.)**

38.1	Army	11.18.06	8-21
40.0	Navy	11.12.05	4-10
40.6	Tennessee	11.5.05	13-32
40.9	Syracuse	11.19.05	9-22
42.1	at UCLA	10.6.07	16-38
43.2	at Michigan	9.10.05	19-44
43.8	at Michigan	9.15.07	7-16
44.0	at Washington	10.25.08	11-25
45.5	at Stanford	11.24.07	15-33
45.8	Michigan State	9.22.07	11-24
45.8	Georgia Tech	9.1.07	11-24

**most pass yards allowed**

408	at Washington	9.24.05
359	Purdue	9.27.08
350	at Purdue	10.1.05
347	at Stanford	11.26.05
346	North Carolina	11.4.06
342	vs. Ohio State	1.2.05
327	Michigan State	9.17.05
319	at Michigan State	9.23.06
317	BYU	10.22.05
316	Purdue	9.30.06

**fewest pass yards allowed**

43	vs. Navy	10.28.06
75	Navy	11.12.05
78	Syracuse	11.19.05
79	at Boston College	11.8.08
81	Navy	11.3.07
90	at Michigan	9.15.07
92	Army	11.18.06
98	at Washington	10.25.08
120	Air Force	11.10.07
121	Georgia Tech	9.1.07

**most interceptions**

4	at UCLA	10.6.07
3	Pittsburgh	11.1.08
3	Stanford	10.4.08
2	Michigan	9.13.08
2	Tennessee	10.5.05
2	BYU	10.22.05
2	USC	10.15.05
2	at Michigan State	9.23.06
2	Army	11.18.06
2	at USC	11.25.06
2	at Purdue	9.29.07
2	at Stanford	11.24.07

**fewest interceptions**

0	at Boston College	11.8.08
0	at Washington	10.25.08
0	at North Carolina	10.11.08
0	at Michigan State	9.20.08
0	Georgia Tech	9.1.07
0	at Michigan	9.15.07
0	USC	10.20.07
0	Navy	11.3.07
0	Air Force	11.10.07
0	Duke	11.17.07
0	at Stanford	11.25.05
0	vs. Ohio State	1.2.06
0	at Georgia Tech	9.2.06
0	Purdue	9.30.06
0	vs. Navy	10.28.06
0	North Carolina	11.4.06
0	at Air Force	11.11.06

**most total offense yards**

617	vs. Ohio State	1.2.06
577	vs. LSU	1.3.07
514	at Purdue	10.1.05
490	Purdue	9.30.06

488	Michigan State	9.17.05
476	USC	10.15.05
462	Purdue	9.27.08
462	USC	10.20.07
459	Boston College	10.13.07
449	at Washington	9.24.05

**fewest total offense yards**

124	at Washington	10.25.08
150	Army	11.18.06
221	Syracuse	11.19.05
226	Stanford	10.7.06
232	Duke	11.17.07
243	UCLA	10.21.06
244	North Carolina	11.4.06
259	at Georgia Tech	9.2.06
282	at UCLA	10.6.07
292	at Boston College	11.8.08

**most plays**

83	Boston College	10.13.07
82	at Purdue	10.1.05
79	Air Force	11.10.07
79	at Air Force	11.11.06
79	at Purdue	9.29.07
79	BYU	10.22.05
77	Pittsburgh	11.1.08
77	at Michigan	9.15.07
75	at UCLA	10.6.07
75	Navy	11.3.07

**fewest plays**

48	at Washington	10.25.08
49	North Carolina	11.4.06
49	Stanford	10.7.06
52	at Georgia Tech	9.1.06
57	Army	11.18.06
60	USC	11.25.06
60	Syracuse	11.19.05
61	Stanford	10.7.06
62	at Washington	9.24.05
63	Michigan State	9.17.05
63	Michigan	9.16.06

**most first downs**

31	vs. LSU	1.3.07
29	at Purdue	
27	at Purdue	9.29.07
27	vs. Ohio State	
26	BYU	
25	at Michigan	9.15.07
25	Penn State	9.9.06
24	Purdue	9.30.06
24	at Air Force	11.11.06
24	USC	10.20.07

**fewest first downs**

9	at Washington	10.25.08
10	North Carolina	11.4.06
11	Syracuse	11.19.05
12	UCLA	10.21.07
12	Army	11.18.06
14	at Stanford	11.26.05
14	Stanford	10.7.06
14	at Georgia Tech	9.1.06
15	at Michigan	9.10.05
16	at Boston College	11.8.08
16	Duke	11.17.07
16	at Michigan State	9.20.08

**most fumble returns for TD**

1	Michigan	9.13.08
1	Penn State	9.9.06
1	at UCLA	10.6.07

**most fumble return yards**

35	Michigan	9.13.08
34	at UCLA	10.6.07
25	Penn State	9.9.06

The Charlie Weis  
Record Book

most interception returns for TD

1	Michigan State	9.23.06
1	at Penn State	9.8.07
1	Boston College	10.13.07

most interception returns

4	at UCLA	10.6.07
3	Pittsburgh	11.1.08
2	Michigan	9.13.08
2	at Stanford	11.24.07
2	at Purdue	9.29.07
2	at USC	11.25.06
2	Army	11.18.06
2	Tennessee	11.5.05
2	USC	11.15.05
2	BYU	10.22.05
2	at Michigan State	9.23.06

most interception return yards

86	BYU	10.22.05
80	Michigan	9.13.08
74	Tennessee	11.5.05
73	at Penn State	9.8.07
64	at UCLA	10.6.07
51	Michigan	9.16.06
47	Pittsburgh	11.1.08
46	at Stanford	11.24.07
27	at Michigan	9.10.05
27	at Michigan State	9.23.06

highest average gain per int return (min. 2 ret.)

43.0	BYU	10.22.05	2-86
40.0	Michigan	9.13.08	2-80
37.0	Tennessee	11.5.05	2-74
23.0	at Stanford	11.24.07	2-46
16.0	at UCLA	10.6.07	4-64
15.7	Pittsburgh	11.1.08	3-47
13.5	at Michigan State	9.23.06	2-27
6.5	USC	11.15.05	2-13
0.5	Army	11.18.06	2-1
0.0	at USC	11.25.06	2-0

most tackles

109	at Air Force	11.11.06	45-64
109	Navy	11.3.07	35-74
97	Air Force	11.10.07	39-58
97	Navy	11.12.05	29-68
87	Michigan State	9.22.07	35-52
87	BYU	10.22.05	42-45
85	at Michigan	9.15.07	51-34
85	Michigan	9.16.06	31-54
83	USC	10.20.07	35-48
83	at Stanford	11.24.07	45-38

most quarterback sacks

7.0	at Stanford	11.26.05
5.0	Stanford	10.4.08
5.0	at Stanford	11.24.07
5.0	at UCLA	10.6.07
5.0	Stanford	10.7.06
5.0	at Pittsburgh	9.3.05
4.0	at Washington	10.25.08
4.0	North Carolina	11.4.06
4.0	vs. Navy	10.28.06
3.0	Army	11.18.06
3.0	UCLA	10.21.06
3.0	Tennessee	11.5.05
3.0	Syracuse	11.19.05
3.0	BYU	10.22.05
3.0	at Michigan State	9.23.06
3.0	at Washington	9.24.05

most tackles for loss

12.0	Syracuse	11.19.05
11.0	Tennessee	11.5.05
10.0	at Stanford	11.26.05
9.0	at UCLA	10.6.07
9.0	Michigan State	9.17.05
8.0	Pittsburgh	11.1.08

8.0	Army	11.18.06
8.0	North Carolina	11.4.06
8.0	UCLA	10.21.06
8.0	at Pittsburgh	9.3.05
8.0	Michigan	9.16.06

most fumbles forced

3	at UCLA	10.6.07
3	Penn State	9.9.06
3	Michigan State	9.17.05
2	at Boston College	11.8.08
2	Michigan	9.13.08
2	Navy	11.3.07
2	at Penn State	9.8.07
2	Tennessee	11.5.05
2	at Pittsburgh	9.3.05
2	at Michigan State	9.23.06
2	at Washington	9.24.05

most fumbles recovered

4	Michigan	9.13.08
3	at UCLA	10.6.07
2	Duke	11.17.07
2	Air Force	11.10.07
2	at Michigan	9.15.07
2	at Penn State	9.8.07
2	vs Ohio State	1.2.06
2	Penn State	9.9.06
2	Michigan State	9.17.05
2	at Washington	9.24.05

most pass breakups

9	at Michigan	9.10.05
8	San Diego State	9.6.08
7	USC	10.20.07
7	at UCLA	10.6.07
6	at Boston College	11.8.08
6	Duke	11.17.07
6	Purdue	9.30.06
6	at Purdue	10.1.05
5	Tennessee	11.5.05
5	at Pittsburgh	9.3.05
5	Penn State	9.9.06
5	at Washington	9.24.05

most blocked kicks

2	North Carolina	11.4.06
2	vs. Ohio State	1.2.06
2	Syracuse	11.19.05
1	Nine Times	

INDIVIDUAL RECORDS - OFFENSE

most rushing attempts

35	Walker, at Stanford (11.26.05)
32	Aldridge, Navy (11.3.07)
31	Walker, Purdue (9.30.06)
26	Walker, Syracuse (11.19.05)
26	Walker, at Michigan (9.10.05)
26	Walker, Michigan State (9.17.05)
25	Walker, Stanford (10.7.06)
24	Walker, Army (11.18.06)
23	Walker, at Purdue (10.1.05)
22	Aldridge, at UCLA (10.6.07)
22	Walker, at Georgia Tech (9.2.06)
22	Walker, vs. LSU (1.3.07)

most rushing yards

186	Walker, at Stanford (11.26.05)
162	Walker, Army (11.18.06)
153	Walker, Stanford (10.7.06)
153	Walker, at Air Force (11.11.06)
146	Walker, Purdue (9.30.06)
136	Hughes, at Stanford (11.24.07)
134	Allen, Purdue (9.27.08)
128	Walker, at Washington (9.24.05)
128	Walker, vs. LSU (1.3.07)
125	Aldridge, Navy (11.3.07)

highest average gain per rush (min. 10)

10.2	Walker, at Air Force (11.11.06)	15-153
7.9	Allen, Purdue (9.27.08)	17-134
7.6	Hughes, at Stanford (11.24.07)	18-136
6.8	Walker, Army (11.18.06)	24-162
6.7	Quinn, at USC (11.25.06)	11-74
6.5	Aldridge, at Washington (10.25.08)	13-84
6.5	Hughes, vs. Duke (11.17.07)	17-110
6.2	Walker, Navy (11.12.05)	19-118
6.1	Walker, Stanford (10.7.06)	25-153
6.1	Walker, at Washington (9.24.05)	21-128

most rushing touchdowns

3	T. Thomas, Navy (11.3.07)
3	Powers-Neal, at Pittsburgh (9.3.05)
3	Walker, vs Ohio State (1.2.06)
2	Aldridge, at Washington (10.25.08)
2	Hughes, vs. Michigan (9.13.08)
2	Walker, Army (11.18.06)
2	Powers-Neal, at Purdue (10.1.05)

longest rush from scrimmage

60	Quinn, at USC (11.25.06)
45	Hughes, at Stanford (11.24.07)
43	Aldridge, Michigan State (9.22.07)
43	Thomas, Penn State (9.9.06)
39	Walker, at Air Force (11.11.06)
38	Walker, at Stanford (11.26.05)
37	Walker, Syracuse (11.19.05)
35	Walker, vs. LSU (1.3.07)
33	Hughes, vs. Duke (11.17.07)
32	Walker, Stanford (10.7.06)

most passing attempts

60	Quinn, Michigan State (9.17.05)
48	Clausen, at North Carolina (10.11.08)
48	Quinn, Michigan (9.16.06)
46	Clausen, at Boston College (11.8.08)
45	Quinn, at USC (11.25.06)
45	Quinn, UCLA (10.21.06)
45	Quinn, vs Ohio State (1.2.06)
44	Clausen, Pittsburgh (11.1.08)
41	Clausen, at Michigan State (9.20.08)
41	Quinn, BYU (10.22.05)

most passing completions

33	Quinn, Michigan State (9.17.05)
32	Quinn, BYU (10.22.05)
31	Clausen, at North Carolina (10.11.08)
29	Clausen, Stanford (10.4.08)
29	Quinn, vs Ohio State (1.2.06)
29	Quinn, at Purdue (10.1.05)
29	Quinn, Purdue (9.30.06)
27	Quinn, UCLA (10.21.06)
27	Quinn, Stanford (10.7.06)
26	Clausen, Boston College (11.8.08)

highest completion percentage (min. 10 att.)

80.6	Quinn, at Purdue (10.1.05)	29-36
78.0	Quinn, BYU (10.22.05)	32-41
76.9	Sharpley, Georgia Tech (9.1.07)	10-13
76.3	Quinn, Purdue (9.30.06)	29-38
73.7	Quinn, at Air Force (11.11.06)	14-19
73.3	Quinn, Army (11.18.06)	22-30
73.0	Quinn, Stanford (10.7.06)	27-37
72.5	Clausen, Stanford (10.4.08)	29-40
72.0	Quinn, vs. Navy (10.28.06)	18-25
71.0	Quinn, Navy (11.12.05)	22-31

most passing yards

487	Quinn, Michigan State (9.17.05)
467	Quinn, BYU (10.22.05)
440	Quinn, at Purdue (10.1.05)
432	Quinn, at Stanford (11.26.05)
383	Clausen, at North Carolina (10.11.08)
347	Clausen, Stanford (10.4.08)
346	Quinn, North Carolina (11.4.06)
327	Quinn, at Washington (9.24.05)
319	Quinn, at Michigan State (9.23.06)

**The Charlie Weis  
Record Book**

316 Quinn, Purdue (9.30.06)

**most passing yards per attempt (min. 10 att.)**

12.2 Quinn, at Purdue (10.1.05) 36-440  
 11.8 Quinn, vs. Navy (10.28.06) 25-295  
 11.4 Quinn, BYU (10.22.05) 41-467  
 11.4 Quinn, at Stanford (11.26.05) 38-432  
 10.9 Quinn, at Air Force (11.11.06) 19-207  
 9.9 Quinn, North Carolina (11.4.06) 35-346  
 9.2 Quinn, Navy (11.12.05) 31-284  
 8.9 Quinn, Tennessee (11.5.05) 33-295  
 8.9 Quinn, at Michigan State (9.23.06) 36-319  
 8.8 Quinn, at Washington (9.24.05) 37-327

**most passing yards per comp. (min. 5 comp.)**

17.3 Quinn, at Stanford (11.26.05) 25-432  
 16.4 Quinn, vs. Navy (10.28.06) 18-295  
 15.9 Quinn, at Michigan State (9.23.06) 20-319  
 15.2 Quinn, at Purdue (10.1.05) 29-440  
 15.0 Quinn, North Carolina (11.4.06) 23-346  
 14.8 Quinn, at Air Force (11.11.06) 14-207  
 14.8 Quinn, Michigan State (9.17.05) 33-487  
 14.8 Quinn, Tennessee (11.5.05) 20-295  
 14.7 Clausen, Michigan (9.13.08) 10-147  
 14.6 Quinn, BYU (10.22.05) 32-467

**most passing touchdowns**

6 Quinn, BYU (10.22.05)  
 5 Quinn, Michigan State (9.17.05)  
 5 Quinn, at Michigan State (9.23.06)  
 4 Quinn, at Air Force (11.11.06)  
 4 Quinn, North Carolina (11.4.06)  
 4 Quinn, Navy (11.12.05)  
 3 Clausen, Pittsburgh (11.1.08)  
 3 Clausen, Stanford (10.4.08)  
 3 Clausen, Purdue (9.27.08)  
 3 Clausen, San Diego State (9.6.08)  
 3 Clausen, Duke (11.17.07)  
 3 Clausen, Air Force (11.10.07)  
 3 Quinn, at USC (11.25.06)  
 3 Quinn, Army (11.18.06)  
 3 Quinn, Tennessee (11.5.05)  
 3 Quinn, at Stanford (11.26.05)  
 3 Quinn, at Purdue (10.1.05)  
 3 Quinn, Stanford (10.7.06)  
 3 Quinn, Penn State (9.9.06)  
 3 Quinn, Michigan (9.16.06)  
 3 Quinn, vs. Navy (10.28.06)

**most passing interceptions**

4 Clausen, at Boston College (11.8.08)  
 3 Quinn, Michigan (9.16.06)  
 2 Clausen, at North Carolina (10.11.08)  
 2 Clausen, Michigan (9.13.08)  
 2 Clausen, San Diego State (9.6.08)  
 2 Clausen, Boston College (10.13.07)  
 2 Quinn, at Stanford (11.26.05)  
 2 Quinn, vs. LSU (1.3.07)  
 2 Clausen, at Michigan State (9.20.08)  
 1 Clausen, at Washington (10.25.08)  
 1 Clausen, at Stanford (11.24.07)  
 1 Sharpley, USC (10.20.07)  
 1 Quinn, Navy (11.12.05)  
 1 Quinn, at Purdue (10.1.05)  
 1 Quinn, USC (11.15.05)  
 1 Quinn, at Pittsburgh (9.3.05)  
 1 Quinn, Michigan State (9.17.05)  
 1 Quinn, at Michigan State (9.23.06)  
 1 Wolke, at Purdue (10.1.05)  
 1 Quinn, Army (11.18.06)  
 1 Clausen, at Penn State (9.8.07)  
 1 Clausen, at Michigan (9.15.07)  
 1 Sharpley, at Michigan (9.15.07)  
 1 Clausen, at Purdue (9.29.07)  
 1 Sharpley, at Purdue (9.29.07)

**highest passing efficiency rating (min. 10 att.)**

234.8 Quinn, at Air Force (11.11.06)  
 222.0 Quinn, BYU (10.22.05)

210.7 Quinn, vs. Navy (10.28.06)  
 205.2 Quinn, at Purdue (10.1.05)  
 186.5 Quinn, North Carolina (11.4.06)  
 184.1 Quinn, Navy (11.12.05)  
 176.8 Quinn, at Stanford (11.26.05)  
 170.3 Quinn, at Michigan State (9.23.06)  
 170.1 Clausen, Stanford (10.4.08)  
 165.7 Quinn, Tennessee (11.5.05)

**longest pass completion**

80 Quinn, at Stanford (11.26.05)  
 73 Quinn, Tennessee (11.5.05)  
 62 Quinn, at Michigan State (9.23.06)  
 60 Clausen, Michigan (9.13.08)  
 55 Quinn, at Purdue (10.1.05)  
 52 Quinn, at Washington (9.24.05)  
 51 Clausen, at Washington (10.25.08)  
 51 Quinn, at Pittsburgh (9.3.05)  
 51 Quinn, at Air Force (11.11.06)  
 50 Quinn, Michigan State (9.17.05)

**most receptions**

14 Stovall, BYU (10.22.05)  
 10 Floyd, Pittsburgh (11.1.08)  
 10 McKnight, Purdue (9.30.06)  
 10 Samardzija, BYU (10.22.05)  
 9 Allen, at Boston College (11.8.08)  
 9 Samardzija, Army (11.18.06)  
 9 Stovall, vs. Ohio State (1.2.06)  
 9 Walker, Purdue (9.30.06)  
 8 Samardzija, vs. LSU (1.3.07)  
 8 Carlson, North Carolina (11.4.06)  
 8 Grimes, UCLA (10.21.06)  
 8 Samardzija, UCLA (10.21.06)  
 8 McKnight, Georgia Tech (9.2.06)  
 8 Samardzija, Stanford (11.26.05)  
 8 Samardzija, Washington (9.24.05)  
 8 Stovall, Navy (11.12.05)  
 8 Stovall, at Purdue (10.1.05)  
 8 Stovall, Michigan State (9.17.05)

**most receiving yards**

207 Stovall, BYU (10.22.05)  
 191 Samardzija, at Stanford (11.26.05)  
 177 Samardzija, North Carolina (11.4.06)  
 176 Stovall, Michigan State (9.17.05)  
 164 Samardzija, at Washington (9.24.05)  
 153 Samardzija, at Purdue (10.1.05)  
 152 Samardzija, BYU (10.22.05)  
 136 Stovall, at Stanford (11.26.05)  
 134 Stovall, at Purdue (10.1.05)  
 130 Stovall, Navy (11.12.05)

**highest avg. gain per reception (min. 3 rec.)**

34.7 Tate, at Purdue (9.29.07) 3-104  
 31.8 Tate, Michigan (9.13.08) 4-127  
 30.3 Stovall, Syracuse (11.19.05) 3-91  
 30.2 Carlson, at Michigan State (9.23.06) 4-121  
 29.5 Samardzija, North Carolina (11.4.06) 6-177  
 26.8 Floyd, at Washington (10.25.08) 4-107  
 24.2 Tate, at North Carolina (10.11.08) 5-121  
 24.0 Grimes, vs. Navy (10.28.06) 3-72  
 23.9 Samardzija, at Stanford (11.26.05) 8-191  
 23.5 Parris, Boston College (10.13.07) 4-94

**most receiving touchdowns**

4 Stovall, BYU (10.22.05)  
 3 Samardzija, Michigan State (9.17.05)  
 3 Samardzija, Navy (11.12.05)  
 2 Floyd, Pittsburgh (11.1.08)  
 2 Kamara, Navy (11.3.07)  
 2 McKnight, Army (11.18.06)  
 2 McKnight, North Carolina (11.4.06)  
 2 McKnight, at Michigan State (9.23.06)  
 2 McKnight, Purdue (9.30.06)  
 2 Samardzija, Purdue (9.30.06)  
 2 Samardzija, at Stanford (11.26.05)  
 2 Samardzija, at Purdue (10.1.05)  
 2 Samardzija, BYU (10.22.05)

2 Samardzija, at Michigan State (9.23.06)  
 2 McKnight, vs. Navy (10.28.06)

**longest pass reception**

80 Samardzija, at Stanford (11.26.05)  
 73 Samardzija, Tennessee (11.5.05)  
 62 Carlson, at Michigan State (9.23.06)  
 60 Tate, Michigan (9.13.08)  
 55 Samardzija, at Purdue (10.1.05)  
 52 Samardzija, at Washington (9.24.05)  
 51 Floyd, at Washington (10.25.08)  
 51 Walker, at Pittsburgh (9.3.05)  
 51 Samardzija, at Air Force (11.11.06)  
 50 Stovall, Michigan State (9.17.05)

**most total offense plays**

67 Quinn, Michigan State (9.17.05) 7r,60p  
 59 Clausen, at North Carolina (10.11.08) 11r,48p  
 59 Quinn, UCLA (10.21.06) 14r,45p  
 56 Quinn, at USC (11.25.06) 11r, 45p  
 55 Quinn, vs. Ohio State (1.2.06) 10r,45p  
 52 Clausen, at Boston College (11.8.08) 6r, 46p  
 52 Quinn, Michigan (9.16.06) 4r,48p  
 50 Clausen, Air Force (11.10.07) 10r,40p  
 48 Quinn, USC (11.15.05) 13r,35p  
 47 Clausen, at Stanford (11.24.07) 15r, 32p  
 47 Clausen, Pittsburgh (11.1.08) 3r,44p

**most total offense yards gained**

479 Quinn, Michigan State (9.17.05) -8r,487p  
 463 Quinn, at Purdue (10.1.05) 23r,440p  
 457 Quinn, BYU (10.22.05) -10r,467p  
 453 Quinn, at Stanford (11.26.05) 21r,432p  
 377 Clausen, at North Carolina (10.11.08) -6r,383p  
 356 Quinn, at Washington (9.24.05) 29r,327p  
 351 Clausen, Stanford (10.4.08) 4r,347p  
 348 Quinn, at USC (11.25.06) 74r, 274p  
 323 Quinn, vs. Navy (10.28.06) 28r, 295p  
 319 Quinn, at Michigan State (9.23.06) 0r,319p

**highest average gain per play (min. 20 plays)**

11.6 Quinn, at Purdue (10.1.05) 40-463  
 11.1 Quinn, vs. Navy (10.28.06) 29-323  
 10.3 Quinn, at Stanford (11.26.05) 44-453  
 10.2 Quinn, BYU (10.22.05) 45-457  
 9.1 Quinn, Navy (11.12.05) 34-311  
 8.8 Quinn, at Air Force (11.11.06) 23-203  
 8.7 Quinn, at Washington (9.24.05) 41-356  
 8.6 Quinn, at Pittsburgh (9.3.05) 32-276  
 8.0 Clausen, Stanford (10.4.08) 44-351  
 7.7 Quinn, North Carolina (11.4.06) 41-316

**most all-purpose yards gained**

247 Allen, Purdue (9.27.08)  
 241 Walker, at Stanford (11.26.05)  
 226 Allen, Navy (11.3.07)  
 219 Walker, Purdue (9.30.06)  
 213 Tate, at North Carolina (10.11.08)  
 208 Stovall, BYU (10.22.05)  
 201 Tate, Pittsburgh (11.1.08)  
 199 Tate, at Boston College (11.8.08)  
 198 Allen, at Michigan State (9.20.08)  
 198 Walker, Stanford (10.7.06)

**most all-purpose attempts**

40 Walker, at Stanford (11.26.05)  
 40 Walker, Purdue (9.30.06)  
 31 Walker, Stanford (10.7.06)  
 31 Walker, at Michigan (9.10.05)  
 31 Walker, Michigan State (9.17.05)  
 29 Walker, Syracuse (11.19.05)  
 29 Walker, Army (11.18.06)  
 27 Walker, Penn State (9.9.06)  
 26 Walker, at Georgia Tech (9.2.06)  
 25 Walker, UCLA (10.21.06)

**most points scored**

24 Stovall, BYU (10.22.05)  
 18 T. Thomas, Navy (11.3.07)



The Charlie Weis  
Record Book

18 Powers-Neal, at Pittsburgh (9.3.05)  
18 Samardzija, Michigan State (9.17.05)  
18 Stovall, Navy (11.12.05)  
18 Walker, vs Ohio State (1.2.06)  
15 Brandon Walker, Pittsburgh (11.1.08)  
12 16 times

**most touchdowns scored**

4 Stovall, BYU (10.22.05)  
3 T. Thomas, Navy (11.3.07)  
3 Powers-Neal, at Pittsburgh (9.3.05)  
3 Samardzija, Michigan State (9.17.05)  
3 Stovall, Navy (11.12.05)  
3 Walker, vs Ohio State (1.2.06)  
2 18 times

**INDIVIDUAL RECORDS - DEFENSE**

**most fumble returns TD**

1 Smith, B., Michigan (9.13.08)  
1 Crum, at UCLA (10.6.07)  
1 Zbikowski, Penn State (9.9.06)

**most fumble return yards**

36 Crum, at UCLA (10.6.07) 2  
35 Smith, B., Michigan (9.13.08) 1  
25 Zbikowski, Penn State (9.9.06) 1

**most interception returns TD**

1 Lambert, at Michigan State (9.23.06)  
1 Walls, at Penn State (9.9.06)  
1 B. Smith, Boston College (10.13.07)  
1 Blanton, Purdue (9.27.08)

**most interception returns**

2 McNeil, Pittsburgh (11.1.08)  
2 Crum, at UCLA (10.6.07)  
2 Richardson, Army (11.18.06)  
2 Lambert, at Michigan State (9.23.06)  
1 35 times

**most interception return yards**

83 Zbikowski, BYU (10.22.05) 1  
73 Walls, at Penn State (9.8.07) 1  
51 Ndukwe, Michigan (9.16.06) 1  
47 Blanton, Purdue (9.27.08) 1  
47 McNeil, Pittsburgh (11.1.08) 2  
46 Crum, at UCLA (10.6.07) 2  
43 Zbikowski, Stanford (11.24.07) 1  
41 Wooden, Tennessee (11.5.05) 1  
41 Gray, Michigan (9.13.08) 1  
39 Bruton, Michigan (9.13.08) 1

**highest avg. per INT return (min. 2 ret.)**

23.5 McNeil, Pittsburgh (11.1.08) 2-47  
23.0 Crum, at UCLA (10.6.07) 2-46  
13.5 Lambert, at Michigan State (9.23.06) 2-27  
0.5 Richardson, Army (11.18.06) 2-1

**most tackles**

22 Ndukwe, at Air Force (11.11.06) 15-7  
17 Laws, Air Force (11.10.07) 6-11  
16 Bruton, Pittsburgh (11.1.08) 9-7  
16 Brockington, Navy (11.3.07) 4-12  
16 Crum, Michigan State (9.22.07) 6-10  
15 McCarthy, Pittsburgh (11.1.08) 8-7  
15 Bruton, Michigan (9.13.08) 10-5  
15 Laws, Navy (11.3.07) 8-7  
15 Bruton, Michigan State (9.22.07) 8-7  
15 Brockington, at Air Force (11.11.06) 5-10

**most quarterback sacks**

4.0 Abiamiri, at Stanford (11.26.05)  
3.0 Abiamiri, Stanford (10.7.06)  
2.0 H. Smith, at Washington (10.25.08)  
2.0 Kuntz, Stanford (10.4.08)  
2.0 Landri, Army (11.18.06)  
2.0 Abiamiri, North Carolina (11.4.06)  
2.0 Hoyte, at Stanford (11.26.05)  
2.0 Hoyte, at Pittsburgh (9.3.05)

2.0 Mays, Syracuse (11.19.05)  
2.0 Abiamiri, vs. Navy (10.28.06)

**most tackles for loss**

4.5 Landri, Army (11.18.06)  
4.5 Hoyte, at Pittsburgh (9.3.05)  
4.0 Abiamiri, at Stanford (11.26.05)  
3.5 Landri, North Carolina (11.4.06)  
3.5 Abiamiri, Stanford (10.7.06)  
3.5 Mays, Syracuse (11.19.05)  
3.0 Abiamiri, Michigan State (9.17.05)  
3.0 Crum, Jr., Tennessee (11.5.05)  
3.0 Crum, Jr., Penn State (9.9.06)  
3.0 Hoyte, at Washington (9.24.05)  
3.0 Mays, Tennessee (11.5.05)  
3.0 Laws, at Purdue (9.29.07)

**most fumbles forced**

2 Crum, at UCLA (10.6.07)  
2 Richardson, Tennessee (11.5.05)  
2 Zbikowski, at Penn State (9.8.07)  
1 34 times

**most fumbles recovered**

2 Smith, B., Michigan (9.13.08)  
2 Crum, at UCLA (10.6.07)  
2 Ray Herring, at Michigan (9.15.07)

**most pass breakups**

3 McNeil, at Boston College (11.8.08)  
2 Johnson, at Michigan State (9.20.08)  
2 McNeil, Michigan (9.13.08)  
2 Lambert, San Diego State (9.6.08)  
2 S. Brown, San Diego State (9.6.08)  
2 Ryan, San Diego State (9.6.08)  
2 Walls, at Stanford (11.24.07)  
2 Kuntz, USC (10.20.07)  
2 Stephenson, USC (10.20.07)  
2 Walls, Boston College (10.13.07)  
2 Crum, at UCLA (10.6.07)  
2 Kuntz, at UCLA (10.6.07)  
2 Laws, at UCLA (10.6.07)  
2 Kuntz, Georgia Tech (9.1.07)  
2 Frome, Purdue (9.30.06)  
2 Frome, at USC (11.25.06)  
2 Mays, at Michigan (9.10.05)  
2 Ndukwe, Tennessee (11.5.05)  
2 Ndukwe, at Stanford (11.26.05)  
2 Richardson, Syracuse (11.19.05)  
2 Richardson, at Purdue (10.1.05)  
2 Wooden, Michigan State (9.17.05)  
2 Zbikowski, at Washington (9.24.05)

**longest interception return**

83 Zbikowski, BYU (10.22.05)  
73 Walls, at Penn State (9.8.07)  
51 Ndukwe, Michigan (9.16.06)  
47 Blanton, Purdue (9.27.08)  
43 McNeil, Pittsburgh (11.1.08)  
43 Zbikowski, at Stanford (11.24.07)  
41 Wooden, Tennessee (11.5.05)  
41 Gray, Michigan (9.13.08)  
39 Bruton, Michigan (9.13.08)  
33 Zbikowski, Tennessee (11.5.05)  
33 Crum, at UCLA (10.6.07)  
**longest fumble return**  
35 Smith, B., Michigan (9.13.08)  
34 Crum, at UCLA (10.6.07)  
25 Zbikowski, Penn State (9.9.06)

**INDIVIDUAL RECORDS - SPECIAL TEAMS**

**most extra points made by kicking**

7 Fitzpatrick, at Purdue (10.1.05)  
7 Fitzpatrick, BYU (10.22.05)  
6 Fitzpatrick, Navy (11.12.05)  
6 Fitzpatrick, at Pittsburgh (9.3.05)  
6 Gioia, North Carolina (11.4.06)  
5 B. Walker, Purdue (9.27.08)

5 Walker, Michigan (9.13.08)  
5 Walker, Navy (11.3.07)  
5 Gioia, Army (11.18.06)  
5 Fitzpatrick, Tennessee (11.5.05)  
5 Fitzpatrick, Michigan State (9.17.05)  
5 Gioia, Penn State (9.9.06)  
5 Gioia, Purdue (9.30.06)  
5 Gioia, vs. Navy (10.28.06)

**most extra points attempted by kicking**

7 Fitzpatrick, at Purdue (10.1.05)  
7 Fitzpatrick, BYU (10.22.05)  
6 Gioia, at Air Force (11.11.06)  
6 Fitzpatrick, Navy (11.12.05)  
6 Fitzpatrick, at Pittsburgh (9.3.05)  
6 Gioia, North Carolina (11.4.06)  
5 B. Walker, Purdue (9.27.08)  
5 Walker, Michigan (9.13.08)  
5 Walker, Navy (11.3.07)  
5 Gioia, Army (11.18.06)  
5 Fitzpatrick, Tennessee (11.5.05)  
5 Fitzpatrick, Michigan State (9.17.05)  
5 Gioia, Penn State (9.9.06)  
5 Gioia, at Michigan State (9.23.06)  
5 Gioia, Purdue (9.30.06)  
5 Gioia, vs. Navy (10.28.06)

**most points scored by kicking**

15 B. Walker, Pittsburgh (11.1.08)  
12 Fitzpatrick, at Washington (9.24.05)  
11 Fitzpatrick, Tennessee (11.5.05)  
11 Fitzpatrick, Michigan State (9.17.05)  
11 Gioia, Penn State (9.9.06)  
9 B. Walker, at Washington (10.25.08)  
9 Fitzpatrick, Syracuse (11.19.05)  
9 Gioia, North Carolina (11.4.06)  
8 B. Walker, Purdue (9.27.08)  
8 Walker, Navy (11.3.07)  
8 Gioia, vs. Navy (10.28.06)  
8 Gioia, UCLA (10.21.06)

**most field goals attempted**

5 B. Walker, Pittsburgh (11.1.08)  
4 Fitzpatrick, Syracuse (11.19.05)  
3 Gioia, UCLA (10.21.06)  
3 Fitzpatrick, Michigan State (9.17.05)  
3 Fitzpatrick, at Washington (9.24.05)  
2 B. Walker, at Washington (10.25.08)  
2 B. Walker, Stanford (10.4.08)  
2 B. Walker, Purdue (9.27.08)  
2 Walker, at Michigan State (9.20.08)  
2 Walker, Navy (11.3.07)  
2 Walker, at UCLA (10.6.07)  
2 Fitzpatrick, Tennessee (11.5.05)  
2 Fitzpatrick, at Stanford (11.26.05)  
2 Fitzpatrick, USC (11.15.05)  
2 Gioia, at Georgia Tech (9.2.06)  
2 Gioia, Penn State (9.9.06)

**most field goals made**

4 B. Walker, Pittsburgh (11.1.08)  
3 Fitzpatrick, at Washington (9.24.05)  
2 B. Walker, at Washington (10.25.08)  
2 Walker, at UCLA (10.6.07)  
2 Gioia, UCLA (10.21.06)  
2 Fitzpatrick, Tennessee (11.5.05)  
2 Fitzpatrick, Syracuse (11.19.05)  
2 Fitzpatrick, Michigan State (9.17.05)  
2 Gioia, Penn State (9.9.06)  
1 12 Times

**longest field goal made**

48 B. Walker, Pittsburgh (11.1.08)  
48 B. Walker, at UCLA (10.6.07)  
48 Fitzpatrick, Michigan State (9.17.05)  
44 Fitzpatrick, Syracuse (11.19.05)  
43 Fitzpatrick, at Michigan (9.10.05)  
42 B. Walker, at Washington (10.25.08)  
42 B. Walker, at North Carolina (10.11.08)

The Charlie Weis  
Record Book

- 41 B. Walker, Purdue (9.27.08)
- 40 Gioia, vs. Navy (10.28.06)
- 39 Fitzpatrick, at Washington (9.24.05)
- 36 Fitzpatrick, Tennessee (11.5.05)

**most punts**

- 10 Price, USC (10.20.07)
- 9 Price, at UCLA (10.6.07)
- 9 Price, at Penn State (9.8.07)
- 9 Fitzpatrick, at Michigan (9.10.05)
- 7 Price, at Michigan (9.15.07)
- 7 Price, Georgia Tech (9.1.07)
- 7 Price, Michigan (9.16.06)
- 7 Price, at Michigan State (9.23.06)
- 6 Maust, at Boston College (11.8.08)
- 6 Maust, Michigan (9.13.08)
- 6 Price, Boston College (10.13.07)
- 6 Price, Michigan State (9.22.07)
- 6 Price, UCLA (10.21.06)
- 6 Fitzpatrick, vs Ohio State (1.2.06)

**most yards punting**

- 450 Price, USC (10.20.07)
- 404 Price, at Penn State (9.8.07)
- 371 Fitzpatrick, at Michigan (9.10.05)
- 363 Price, Michigan (9.16.06)
- 363 Price, at UCLA (10.6.07)
- 303 Price, at Michigan (9.15.07)
- 303 Price, at Michigan State (9.23.06)
- 268 Price, Georgia Tech (9.1.07)
- 263 Maust, Michigan (9.13.08)
- 254 Fitzpatrick, vs Ohio State (1.2.06)

**highest average yards per punt (min. 3 punts)**

- 51.9 Price, Michigan (9.16.06) 7-363
- 50.4 Price, at Georgia Tech (9.2.06) 5-252
- 47.4 Price, vs. LSU (1.3.07) 5-237
- 45.8 Price, North Carolina (11.4.06) 5-229
- 45.7 Fitzpatrick, at Pittsburgh (9.3.05) 3-137
- 45.7 Price, Purdue (9.30.06) 3-137
- 45.0 Price, USC (10.20.07) 10-450
- 44.2 Fitzpatrick, BYU (10.22.05) 5-221
- 44.8 Price, at Penn State (9.8.07) 9-403
- 44.0 Price, Penn State (9.9.06) 3-132
- 44.0 Maust, at Purdue (9.29.07) 3-132

**most punts downed inside 20**

- 3 Maust, at Stanford (11.24.07)
- 3 Price, Boston College (10.13.07)
- 3 Price, at UCLA (10.6.07)
- 3 Price, Purdue (9.30.06)
- 2 Maust, Stanford (10.4.08)
- 2 Maust, at Michigan State (9.20.08)
- 2 Maust, Michigan (9.13.08)
- 2 Maust, San Diego State (9.6.08)
- 2 Maust, Duke (11.17.07)
- 2 Maust, Air Force (11.10.07)
- 2 Price, at Michigan (9.15.07)
- 2 Price, North Carolina (11.4.06)
- 2 Fitzpatrick, vs Ohio State (1.2.06)
- 2 Fitzpatrick, Syracuse (11.19.05)
- 2 Fitzpatrick, USC (11.15.05)
- 2 Fitzpatrick, Michigan State (9.17.05)
- 2 Price, Penn State (9.9.06)
- 2 Price, Michigan (9.16.06)
- 2 Maust, at Purdue (9.29.07)

**longest punt**

- 62 Price, Penn State (9.9.06)
- 61 Price, at Georgia Tech (9.2.06)
- 60 Fitzpatrick, at Michigan (9.10.05)
- 59 Price, Michigan (9.16.06)
- 57 Price, at Penn State (9.8.07)
- 56 Price, Michigan State (9.22.07)
- 56 Price, Michigan (9.16.06)
- 56 Price, Boston College (10.13.07)
- 55 Price, at Michigan (9.16.07)
- 55 Price, Georgia Tech (9.1.07)
- 55 Price, Army (11.18.06)

- 55 Price, vs. LSU (1.3.07)

**longest punt return**

- 78 Zbikowski, Tennessee (11.5.05)
- 60 Zbikowski, at Stanford (11.24.07)
- 60 Zbikowski, USC (11.15.05)
- 52 Zbikowski, North Carolina (11.4.06)
- 47 Zbikowski, at Penn State (9.8.07)
- 42 Tate, at Boston College (11.8.08)
- 32 Zbikowski, Navy (11.3.07)
- 25 Zbikowski, at Michigan State (9.23.06)
- 25 Zbikowski, at Washington (9.24.05)
- 23 Zbikowski, at Pittsburgh (9.3.05)

**longest kick return**

- 53 Allen, at Michigan State (9.20.08)
- 50 Grimes, North Carolina (11.4.06)
- 46 Grimes, at Georgia Tech (9.2.06)
- 40 Tate, at Michigan (9.15.07)
- 40 Grimes, at Purdue (10.1.05)
- 38 Allen, Navy (11.3.07)
- 36 Hord, Tennessee (11.5.05)
- 36 Allen, Purdue (9.27.08)
- 33 West, at Washington (10.25.08)
- 33 Allen, USC (10.20.07)
- 33 Allen, at Purdue (9.29.07)
- 33 Grimes, BYU (10.22.05)
- 33 West, at Georgia Tech (9.2.06)

**most punt returns**

- 6 Zbikowski, at Stanford (11.26.05)
- 4 Zbikowski, at Stanford (11.24.07)
- 4 Zbikowski, USC (11.15.05)
- 4 Zbikowski, at Georgia Tech (9.2.06)
- 3 Tate, at Boston College (11.8.08)
- 3 Allen, at Michigan State (9.20.08)
- 3 Zbikowski, Duke (11.17.07)
- 3 Zbikowski, Boston College (10.13.07)
- 3 Zbikowski, Army (11.18.06)
- 3 Zbikowski, North Carolina (11.4.06)
- 3 Zbikowski, Tennessee (11.5.05)
- 3 Zbikowski, Syracuse (11.19.05)

**most punt return yards**

- 118 Zbikowski, Tennessee (11.5.05) 3
- 87 Zbikowski, USC (11.15.05) 4
- 69 Zbikowski, North Carolina (11.4.06) 3
- 64 Zbikowski, at Stanford (11.24.07)
- 44 Tate, at Boston College (11.8.08) 3
- 37 Zbikowski, Navy (11.3.07) 2
- 35 Allen, San Diego State (9.6.08) 2
- 34 Zbikowski, Boston College (10.13.07) 3
- 34 Zbikowski, at Stanford (11.26.05) 6
- 31 Zbikowski, at Washington (9.24.05) 2

**highest avg. gain per punt return (min. 2 ret.)**

- 39.3 Zbikowski, Tennessee (11.5.05) 3-118
- 23.0 Zbikowski, North Carolina (11.4.06) 3-69
- 21.8 Zbikowski, USC (11.15.05) 4-87
- 18.5 Zbikowski, Navy (11.3.07) 2-37
- 17.5 Allen, San Diego State (9.6.08) 2-35
- 16.0 Zbikowski, at Stanford (11.24.07) 4-64
- 15.5 Zbikowski, at Washington (9.24.05) 2-31
- 14.6 Tate, at Boston College (11.8.08) 3-44
- 11.3 Zbikowski, Boston College (10.13.07) 3-34
- 11.0 Zbikowski, Michigan State (9.17.05) 2-22

**most kick returns**

- 6 Allen, Air Force (11.10.07)
- 6 Grimes, Michigan (9.16.06)
- 5 Golden Tate, Pittsburgh (11.1.08)
- 5 Allen, at Michigan State (9.20.08)
- 5 Tate, at Michigan (9.15.07)
- 5 Zbikowski, at USC (11.25.06)
- 5 Allen, Georgia Tech (9.1.07)
- 4 Tate, Boston College (11.8.08)
- 4 Tate, at North Carolina (10.11.08)
- 4 Allen, Purdue (9.27.08)
- 4 Allen, Navy (11.3.07)

- 4 Grimes, vs. LSU (1.3.07)
- 4 Grimes, at Stanford (11.26.05)

**most kick return yards**

- 145 Grimes, Michigan (9.16.06) 6
- 147 Allen, at Michigan State (9.20.08) 5
- 133 Tate, at Michigan (9.15.07) 5
- 117 Allen, Air Force (11.10.07) 6
- 115 Allen, Navy (11.3.07) 4
- 107 Zbikowski, at USC (11.25.06) 5
- 105 Allen, Purdue (9.27.08)
- 101 Grimes, North Carolina (11.4.06) 3
- 97 Grimes, at Stanford (11.26.05) 4
- 92 Tate, at North Carolina (10.11.08) 4

**highest avg. gain per kick return (min. 2 ret.)**

- 33.7 Grimes, North Carolina (11.4.06) 3-101
- 31.0 Grimes, at Purdue (10.1.05) 2-62
- 29.3 Allen, at Michigan State (9.20.08) 5-147
- 28.8 Allen, Navy (11.3.07) 4-115
- 26.6 Tate, at Michigan (9.15.07) 5-133
- 26.2 Allen, Purdue (9.27.08) 4-105
- 24.3 Allen, at UCLA (10.6.07) 3-73
- 24.2 Grimes, at Stanford (11.26.05) 4-97
- 24.2 Grimes, Michigan (9.16.06) 6-145
- 24.0 Allen, USC (10.20.07) 3-72

**most blocked kicks**

- 2 Anastasio, Syracuse (11.19.05)
- 2 Landri, North Carolina (11.4.06)
- 1 Laws, at Stanford (11.24.07)
- 1 Laws, Georgia Tech (9.1.07)
- 1 Quinn, S., at USC (11.25.06)
- 1 Landri, Army (11.18.06)
- 1 Laws, North Carolina (11.4.06)
- 1 Anastasio, at Washington (9.24.05)
- 1 Landri, Michigan (9.16.06)
- 1 Laws, at Air Force (11.11.06)
- 1 Laws, vs Ohio State (1.2.06)
- 1 Laws, at Purdue (10.1.05)
- 1 Ndukwe, vs Ohio State (1.2.06)

**Notre Dame  
Depth Chart**

**Notre Dame Offense**

X	23	Golden Tate	5-11	195	So.
	18	DUVAL KAMARA	6-5	219	So.
LT	77	MIKE TURKOVICH!	6-6	305	Sr.
	70	Matt Romine	6-5	292	So.
LG	55	ERIC OLSEN@	6-4	303	Jr.
	76	Andrew Nuss	6-5	304	So.
C	51	Dan Wenger	6-4	302	Jr.
	67	Thomas Bemenderfer	6-5	300	Sr.
RG	78	Trevor Robinson	6-5	306	Fr.
	67	Thomas Bemenderfer	6-5	300	Sr.
RT	74	SAM YOUNG	6-8	330	Jr.
	75	Taylor Dever	6-5	301	So.
TE	9	Kyle Rudolph	6-6	252	Fr.
	87	Joseph Fauria	6-7	245	Fr.
Z	11	DAVID GRIMES	5-10	177	Sr.
	3	Michael Floyd	6-3	215	Fr.
QB	7	JIMMY CLAUSEN	6-3	217	So.
	13	Evan Sharpley	6-2	215	Sr.
FB	44	ASAPH SCHWAPP	6-0	257	Sr.
	30	Steve Paskorz	6-2	235	So.
HB	5	Armando Allen	5-10	195	So.
	33	Robert Hughes	5-11	237	So.
	or 34	JAMES ALDRIDGE	6-0	225	Jr.

**Notre Dame Special Teams**

PK	14	BRANDON WALKER	6-3	202	So.
	32	David Ruffer	6-1	180	So.
P	43	Eric Maust	6-2	177	Jr.
	39	Ryan Burkhart	5-11	190	Jr.
SNP	39	Kevin Brooks	6-2	240	Sr.
	86	Paul Kuppich	6-3	232	Sr.
HLD	43	Eric Maust	6-2	177	Jr.
	13	Evan Sharpley	6-2	215	Sr.

**Notre Dame Defense**

DE	94	JUSTIN BROWN	6-3	277	Sr.
	53	Morrice Richardson	6-2	255	Jr.
NT	95	Ian Williams	6-2	310	So.
	93	Paddy Mullen	6-3	300	Jr.
DE	96	PAT KUNTZ	6-3	283	Sr.
	9	Ethan Johnson	6-4	275	Fr.
	91	Emeka Nwankwo	6-4	295	So.
SAM	22	Harrison Smith	6-2	212	So.
	41	Scott Smith	6-4	235	Sr.
	46	Steve Filer	6-3	236	Fr.
MIKE	58	Brian Smith	6-3	245	So.
	49	Toryan Smith	6-1	244	Jr.
JACK	40	MAURICE CRUM JR.	6-0	235	Sr.
	48	Steve Quinn	6-2	225	Sr.
WILL	90	JOHN RYAN	6-5	264	Jr.
	or 56	KERRY NEAL	6-2	246	So.
	45	Darius Fleming	6-1	236	Fr.
LCB	8	Raeshon McNeil	6-0	190	Jr.
	4	Gary Gray	5-11	188	So.
FS	27	DAVID BRUTON	6-2	212	Sr.
	31	Sergio Brown	6-2	205	Jr.
SS	28	Kyle McCarthy	6-1	203	Sr.
	6	Ray Herring	5-10	198	Sr.
RCB	20	TERRAIL LAMBERT	5-11	195	Sr.
	12	Robert Blanton	6-1	180	Fr.

**Notre Dame Special Teams**

PR	23	Golden Tate	5-11	195	So.
	5	Armando Allen	5-10	195	So.
	11	David Grimes	5-10	177	Sr.
KR	5	Armando Allen	5-10	195	So.
	23	Golden Tate	5-11	195	So.
	19	George West	5-10	196	Jr.
KO	39	Ryan Burkhart	5-11	190	Jr.
	14	Brandon Walker	6-3	202	So.

ALLCAPS- returning starter from 2007  
 ! - started 12 games at LG in 2007  
 @ - started six games at RG in 2007

NUMERICAL ROSTER			ALPHABETICAL ROSTER						
No.	Name	Pos	No.	Name	Pos	Ht	Wt	Cl	Hometown/Previous School
1	Walker, Deion	WR	34	Aldridge, James	HB	6-0	225	Jr.	St. Louis, Mo./Merrillville (IN)
3	Floyd, Michael	WR	5	Allen, Armando	HB	5-10	195	So.	Opa Locka, FL/Hialeah-Miami Lakes
4	Gray, Gary	CB	37	Anello, Mike+	CB	5-10	170	Sr.	Orland Park, IL/Carl Sandburg
5	Allen, Armando	HB	38	Bathon, Chris+	S	5-10	192	Jr.	Pleasantville, NY/Pleasantville
6	Herring, Ray	S	67	Bemenderfer, Thomas	OC	6-5	300	Sr.	Mishawaka, IN/Penn
7	Clausen, Jimmy	QB	36	Bizjak, Joe+	K	6-2	165	Jr.	Kokomo, IN/Kokomo
8	McNeil, Raeshon	CB	12	Blanton, Robert	CB	6-1	180	Fr.	Matthews, NC/Butler
9	Johnson, Ethan	DE	35	Brooks, Kevin+	TE	6-2	240	Sr.	Thousand Oaks, CA/Crespi Carmelite
9	Rudolph, Kyle	TE	69	Brophy, Carl+	OL	6-4	278	Fr.	Spokane, Wash./Gonzaga Prep
10	Crist, Dayne	QB	94	Brown, Justin	DE	6-3	277	Sr.	Clinton, MD/Bishop McNamara
11	Grimes, David	WR	31	Brown, Sergio	S	6-2	205	Jr.	Maywood, IL/Proviso East
12	Blanton, Robert	CB	27	Bruton, David	S	6-2	212	Sr.	Miamisburg, OH/Miamisburg
13	Sharpley, Evan	QB	88	Burger, Bobby	TE	6-3	242	Jr.	Cincinnati, OH/LaSalle
14	Walker, Brandon	K	64	Burke, Tom+	LB	5-10	242	Jr.	New City, NY/Clarkstown South
15	Castello, Brian	QB	39	Burkhart, Ryan	K	5-11	190	Jr.	Wakarusa, IN/Northwood
15	McCarthy, Dan	S	15	Castello, Brian+	QB	6-2	191	So.	Pittsburgh, PA/Chartiers Valley
16	Montana, Nate	QB	52	Cave, Braxston	OC	6-3	315	Fr.	Mishawaka, IN/Penn
17	Lezynski, Nick	CB	7	Clausen, Jimmy	QB	6-3	217	So.	Westlake Village, CA/Oaks Christian
17	Matthew Mulvey	QB	73	Clelland, Lane	OT	6-5	281	Fr.	Owings Mills, MD/McDonogh School
18	Kamara, Duval	WR	24	Coughlin, Brian+	WR	6-0	172	Jr.	Oak Lawn, IL/Brother Rice
19	West, George	WR	10	Crist, Dayne	QB	6-4	233	Fr.	Sherman Oaks, CA/Notre Dame
20	Lambert, Terrail	CB	40	Crum, Maurice	ILB	6-0	235	Sr.	Tampa, FL/Tampa Bay Tech
21	Gallup Jr., Barry	HB	98	Cwynar, Sean	DE	6-4	282	Fr.	McHenry, IL/Marian Central Catholic
22	Smith, Harrison	S	75	Dever, Taylor	OT	6-5	308	So.	Grass Valley, CA/Nevada Union
23	Tate, Golden	WR	72	Duncan, Paul	OT	6-7	308	Sr.	Dallas, GA/East Paulding
24	Coughlin, Brian	WR	87	Fauria, Joseph	TE	6-7	245	Fr.	Encino, CA/Crespi Carmelite
24	Gordon, Leonard	CB	46	Filer, Steve	OLB	6-3	236	Fr.	Chicago, IL/Mount Carmel
25	Gray, Jonas	HB	62	Flavin, Bill+	OC/LS	6-3	252	So.	Darien, IL/Benet Academy
26	Slaughter, Jamoris	CB	45	Fleming, Darius	OLB	6-1	236	Fr.	Chicago, IL/St. Rita
27	Bruton, David	S	3	Floyd, Michael	WR	6-3	215	Fr.	St. Paul, MN/Cretin-Derham Hall
28	McCarthy, Kyle	S	42	Franco, Dan+	WR	5-10	188	Jr.	Granger, IN/Clay
29	Gaines, Jashaad	S	29	Gaines, Jashaad	S	6-0	202	Jr.	Las Vegas, NV/Las Vegas
29	Garcia, Michael	WR	21	Gallup Jr., Barry	HB	5-11	200	Jr.	Wellesley, MA/Belmont Hill
30	Paskorz, Steve	FB	29	Garcia, Michael+	WR	6-1	178	So.	Colorado Springs, Co/St. Mary's
31	Brown, Sergio	S	57	Golic Jr., Mike	OC	6-3	280	Fr.	West Hartford, CT/Northwest Catholic
32	Schmidt, Luke	FB/TE	81	Goodman, John	WR	6-3	197	Fr.	Fort Wayne, IN/Bishop Dwenger
32	Ruffer, David	K	24	Gordon, Leonard	CB	5-11	187	Jr.	Clarksville, TN/Fort Campbell
33	Hughes, Robert	HB	4	Gray, Gary	CB	5-11	188	So.	Columbia, SC/Richland Northeast
34	Aldridge, James	HB	25	Gray, Jonas	HB	5-10	230	Fr.	Beverly Hills, MI/Detroit Country Day
35	Brooks, Kevin	TE/LS	11	Grimes, David	WR	5-10	177	Sr.	Detroit, MI/Saint Martin De Porres
35	Smith, Kevin	ILB	38	Gurries, Christopher+	WR	5-10	181	So.	Reno, NV/Bishop Manogue
36	Bizjak, Joe	K	65	Hernandez, Mike+	OL	6-2	275	Fr.	Pasadena, Calif./Loyola
36	Posluszny, David	ILB	6	Herring, Ray	S	5-10	198	Sr.	Melbourne, FL/Holy Trinity Episcopal
37	Anello, Mike	CB	33	Hughes, Robert	HB	5-11	237	So.	Chicago, IL/Hubbard
37	Noel, Eras	HB	9	Johnson, Ethan	DE	6-4	275	Fr.	Portland, OR/Lincoln
38	Bathon, Chris	S	18	Kamara, Duval	WR	6-5	219	So.	Hoboken, NJ/Hoboken
38	Gurries, Chris	WR	96	Kuntz, Pat	DE	6-3	283	Sr.	Indianapolis, IN/Roncalli
39	Burkhart, Ryan	K	86	Kuppich, Paul+	TE/LS	6-3	232	Sr.	Westerville, OH/St. Charles Prep
40	Crum, Maurice	ILB							
41	Smith, Scott	OLB							
41	Rodriguez, Nikolas	HB							
42	Washington, Kevin	ILB							
42	Franco, Dan	WR							
43	Maust, Eric	P							

**PRONUNCIATION GUIDE**

Bruton, David – BREW-ten	Maust, Eric – Rhymes with Cost
Clelland, Lane – CLELL-und	Nwankwo, Emeka – nuh-WONK-wo, uh-MEK-uh
Crist, Dayne – crist (rhymes with wrist)	Posluszny, David – poz-LUZ-nee
Cwynar, Sean – SWIN-are	Richardson, Morrice – mo-REESE
Dever, Taylor – dev-er (rhymes with never)	Romine, Matt – ro-MINE
Fauria, Joseph – fore-ee-aye	Schwapp, Asaph – shwopp, A-saff
Filer, Steve – FY-ler	Slaughter, Jamoris – juh-MORE-iss
Kamara, Duval – kuh-MARE-uh, doo-VALL	Tisak, Jeff – TEE-sack
Kuntz, Pat – Koontz	Turkovich, Michael – turk-uh-vitch
Lewis-Moore, Kapron – cap-rin	Williams, Hafis – hah-FEESE

**ALPHABETICAL ROSTER**

No.	Name	Pos	Ht	Wt	Cl	Hometown/Previous School
20	Lambert, Terrail	CB	5-11	195	Sr.	Bakersfield, CA/Saint Bonaventure
43	Leonis, John+	CB	5-9	169	Sr.	Medford, OR/Saint Mary's
89	Lewis-Moore, Kapron	DE	6-4	257	Fr.	Weatherford, TX/Weatherford
17	Lezynski, Nick+	CB	5-8	157	So.	Newton, PA/Notre Dame High School
71	Mahoney, Dennis+	OL	6-6	290	Fr.	Baltimore, MD/Boys Latin High School
43	Maust, Eric+	P	6-2	177	Jr.	Atlanta, GA/Blessed Trinity
15	McCarthy, Dan	S	6-2	200	Fr.	Youngstown, OH/Cardinal Mooney
28	McCarthy, Kyle	S	6-0	203	Sr.	Youngstown, OH/Cardinal Mooney
54	McDonald, Anthony	ILB	6-1	225	Fr.	Sherman Oaks, CA/Notre Dame
8	McNeil, Raeshon	CB	6-0	190	Jr.	Cooleemee, NC/Davie
16	Montana, Nate+	QB	6-4	200	Fr.	Concord, CA/De La Salle
93	Mullen, Paddy	NT	6-3	300	Jr.	St. Louis, MO/De Smet Jesuit
17	Mulvey, Matthew	QB	6-3	195	Fr.	Del Mar, CA/LaJolla
47	Narvaez, Mike+	FB	5-11	231	Jr.	Ridgewood, NJ/Ridgewood
56	Neal, Kerry	OLB	6-2	246	So.	Bunn, NC/Bunn
99	Newman, Brandon	NT	6-1	310	Fr.	Louisville, KY/Pleasure Ridge Park
37	Noel, Eras+	HB	5-8	190	So.	Palmdale, CA/Paraclete
76	Nuss, Andrew	OG	6-5	304	So.	Ashburn, VA/Stone Bridge
91	Nwankwo, Emeka	DE	6-4	295	So.	Miramar, FL/Chaminade-Madonna Prep
55	Olsen, Eric	OG	6-4	303	Jr.	Staten Island, NY/Poly Prep Ctry.
50	Oxley, Sean	LB	6-2	220	Fr.	Avon Lake, OH/Avon Lake
30	Paskorz, Steve	FB	6-2	235	So.	Allison Park, PA/Hampton
82	Parris, Robby	WR	6-3	210	Jr.	Olmsted Falls, OH/Saint Ignatius
45	Patterson, Kristopher+	WR	5-11	185	Sr.	Seattle, WA/O' Dea
36	Posluszny, David	ILB	6-0	220	Fr.	Aliquippa, PA/Hopewell
48	Quinn, Steve	ILB	6-2	225	Sr.	Cherry Hill, NJ/Saint Joseph's Prep
61	Quintana, Martin+	DL/LB	6-1	250	Jr.	Berwyn, IL/St. Joseph
83	Ragone, Mike	TE	6-5	251	So.	Cherry Hill, NJ/Camden Catholic
53	Richardson, Morrice	DE	6-2	255	Jr.	College Park, GA/Westlake
78	Robinson, Trevor	OG	6-5	301	Fr.	Elkhorn, NE/Elkhorn
41	Rodriguez, Nikolas+	HB	5-11	205	Sr.	San Antonio, TX/Cornerstone Christian
70	Romine, Matt	OT	6-5	292	So.	Tulsa, OK/Union
32	Ruffer, David+	K	6-1	180	So.	Oakton, VA/Gonzaga
9	Rudolph, Kyle	TE	6-6	252	Fr.	Cincinnati, OH/Elder
90	Ryan, John	OLB	6-5	264	Jr.	Westlake, OH/Saint Ignatius
32	Schmidt, Luke	FB/TE	6-4	246	Jr.	Jasper, IN/Jasper
44	Schwapp, Asaph	FB	6-0	251	Sr.	Hartford, CT/Weaver
13	Sharpley, Evan	QB	6-2	215	Sr.	Marshall, MI/Marshall
26	Slaughter, Jamoris	CB	6-0	182	Fr.	Tucker, GA/Tucker
58	Smith, Brian	ILB	6-3	245	So.	Overland Park, KS/Saint Thomas Aquinas
22	Smith, Harrison	S	6-2	212	So.	Knoxville, TN/Knoxville Catholic
35	Smith, Kevin+	ILB	5-8	215	Sr.	Gainesville, FL/F.W. Buchholz
41	Smith, Scott	OLB	6-3	235	Sr.	Highland Park, IL/Highland Park
49	Smith, Toryan	ILB	6-1	244	Jr.	Rome, GA/Rome
59	Stewart, Chris	OG	6-5	337	Jr.	Spring, TX/Klein
23	Tate, Golden	WR	5-11	195	So.	Hendersonville, TN/Pope John Paul II
63	Tisak, Jeff+	NT	6-5	306	Sr.	Duluth, MN/Duluth East
77	Turkovich, Mike	OG/OT	6-6	305	Sr.	Bedford, PA/Valley Forge Military College
85	Vos, Sam+	WR	5-10	199	Jr.	Burlington, WI/Catholic Central
97	Wade, Kallen	OLB	6-5	255	Jr.	Cincinnati, OH/Withrow
14	Walker, Brandon	K	6-3	202	So.	Findlay, OH/Findlay
1	Walker, Deion	WR	6-2	188	Fr.	Christchurch, VA/Christchurch
42	Washington, Kevin	ILB	6-1	250	Sr.	Sugar Land, TX/Stephen F. Austin
51	Wenger, Dan	OC	6-4	302	Jr.	Coral Springs, FL/Saint Thomas Aquinas
19	West, George	WR	5-10	196	Jr.	Spencer, OK/Northeast
79	Williams, Hafis	DE	6-1	302	Fr.	Elizabeth, NJ/Elizabeth
95	Williams, Ian	NT	6-2	310	So.	Altamonte Springs, FL/Lyman
74	Young, Sam	OT	6-8	330	Jr.	Coral Springs, FL/Saint Thomas Aquinas
	+ Walk-on Player					

**NUMERICAL ROSTER**

No.	Name	Pos
43	Leonis, John	CB
44	Schwapp, Asaph	FB
45	Fleming, Darius	OLB
45	Patterson, Kristopher	WR
46	Filer, Steve	OLB
47	Narvaez, Mike	FB
48	Quinn, Steve	ILB
49	Smith, Toryan	ILB
50	Sean Oxley	LB
51	Wenger, Dan	OC
52	Cave, Braxston	OC
53	Richardson, Morrice	DE
54	McDonald, Anthony	ILB
55	Olsen, Eric	OG
56	Neal, Kerry	OLB
57	Golic Jr., Mike	OC
58	Smith, Brian	ILB
59	Stewart, Chris	OG
61	Quintana, Martin	DL/LB
62	Flavin, Bill	OC
63	Tisak, Jeff	NT
64	Burke, Tom	LB
65	Hernandez, Mike	OL
67	Bemenderfer, Thomas	OC
69	Brophy, Carl	OL
70	Romine, Matt	OT
71	Mahoney, Dennis	OL
72	Duncan, Paul	OT
73	Clelland, Lane	OT
74	Young, Sam	OT
75	Dever, Taylor	OT
76	Nuss, Andrew	OG
77	Turkovich, Mike	OG/OT
78	Robinson, Trevor	OG
79	Williams, Hafis	DE
80	Jackson, Richard	WR
81	Goodman, John	WR
82	Parris, Robby	WR
83	Ragone, Mike	TE
85	Vos, Sam	WR
86	Kuppich, Paul	TE/LS
87	Fauria, Joseph	TE
88	Bobby Burger	TE
89	Lewis-Moore, Kapron	DE
90	Ryan, John	OLB
91	Nwankwo, Emeka	DE
93	Mullen, Paddy	NT
94	Brown, Justin	DE
95	Williams, Ian	NT
96	Kuntz, Pat	DE
97	Wade, Kallen	OLB
98	Cwynar, Sean	DE
99	Newman, Brandon	NT

**Notre Dame 21, San Diego State 13**  
**Notre Dame, Ind. (Notre Dame Stadium)**  
**Sept. 6, 2008**

**NOTRE DAME, Ind. (AP)** - Jimmy Clausen threw a 38-yard touchdown pass to Golden Tate moments after Notre Dame forced San Diego State to fumble in the end zone and the Fighting Irish rallied for a 21-13 victory on Saturday.

San Diego State (0-2), a 21-point underdog which lost to an FCS team last week, appeared to be on the verge of an upset early in the fourth quarter.

Brandon Sullivan was inches away from a 4-yard touchdown run and a two-score lead for the Aztecs. But safety David Bruton jarred the ball loose and recovered it in the end zone to help the Irish (1-0) avoid an embarrassing loss.

Clausen was 5-of-5 passing for 76 yards on the ensuing drive to rally the Irish to victory. Clausen added a game-clinching 6-yard TD pass to David Grimes with 2:08 left.

Clausen, who also had a 22-yard TD pass to freshman Michael Floyd late in the first half, was 21-of-34 passing for 237 yards with two interceptions.

Ryan Lindley carried San Diego State's offense, completing 29-of-59 passes for 274 yards with one interception and scoring a touchdown on a 1-yard keeper.

The Irish defense made its share of mistakes. Defensive captain Maurice Crum was called for a flagrant pass interference, then three plays later on a late hit on the quarterback to keep a drive alive, although the Aztecs still didn't score.

San Diego State did finally score, though, after Lindley connected with a Darren Mougey on a 43-yard pass play. Mougey, who had five catches for 97 yards, was wide open at 30 and was tackled at the 1 by Bruton. Lindley scored a play later on a keeper.

The Aztecs went ahead 13-7 midway through the third quarter on an 80-yard scoring drive with Lindley completing 6 of 7 passes for 49 yards, capped with a 15-yard pass to a diving Mougey in the back of the end zone. Lance Yoshida's point-after attempt bounced off the right upright.

Notre Dame coach Charlie Weis said he wanted the Irish to pound the ball, but they struggled against a makeshift San Diego State defensive line that had linebacker Russell Allen playing end because of injuries.

On third-and-1 from the 35-yard line, Hughes was stuffed for a 4-yard loss by a blitz by Laolagi. Armando Allen was crushed by safety Corey Boudreaux at the end of a 22-yard run and fumbled.

The Irish finished with 105 yards on 34 carries.

The crowd of 80,795 was the sixth largest the Aztecs had ever played before. They have lost all six games, although they have had other close calls, losing 24-21 at No. 17 Michigan in 2004 and 16-13 at No. 2 Ohio State in 2003.

Playing before its 200th straight sellout crowd and for the 400th time in Notre Dame Stadium, the Irish improved to 299-96-5 in the House that Rockne Built.

**Scoring Summary**

	1	2	3	4	E	
San Diego State	0	7	6	0	-	13 Record: (0-2)
Notre Dame	0	7	0	14	-	21 Record: (1-0)

**Second Quarter**

5:32 SD Lindley 1 yd run (Yoshida kick), 2-44 0:29  
 1:14 ND Floyd 22 yd pass from Clausen (Walker, B. kick), 3-21 0:17

**Third Quarter**

8:31 SD Mougey 15 yd pass from Lindley (Yoshida kick failed), 9-80 4:31

**Fourth Quarter**

9:43 ND Tate 38 yd pass from Clausen (Walker, B. kick), 6-80 2:12  
 2:08 ND Grimes 6 yd pass from Clausen (Walker, B. kick), 11-55 6:30

	SD	ND
FIRST DOWNS	19	20
RUSHES-YARDS (NET)	15-71	34-105
PASSING YDS (NET)	274	237
Passes Att-Comp-Int	59-29-1	34-21-2
TOTAL OFFENSE PLAYS-YARDS	74-345	68-342
Fumble Returns-Yards	0-0	0-0
Punt Returns-Yards	3-5	3-41
Kickoff Returns-Yards	4-50	3-74
Interception Returns-Yards	2-16	1-2
Punts (Number-Avg)	9-30.2	5-39.8
Fumbles-Lost	1-1	2-2
Penalties-Yards	11-100	7-58
Possession Time	29:08	30:52
Third-Down Conversions	5 of 16	3 of 12
Fourth-Down Conversions	0 of 1	1 of 2
Red-Zone Scores-Chances	2-3	1-5
Sacks By: Number-Yards	0-0	1-7

**RUSHING:** San Diego State-Sullivan 10-66; Henderson 2-12; Mougey 1-minus 1; Lindley 2-minus 6. Notre Dame-Allen 17-59; Hughes 16-54; Maust 1-minus 8.

**PASSING:** San Diego State-Lindley 29-59-1-274. Notre Dame-Clausen 21-34-2-237.

**RECEIVING:** San Diego State-Kawulok 9-60; Mougey 5-97; Wallace 4-40; Henderson 4-37; Brown 3-19; Sullivan 2-7; Umuolo 1-7; Shaw 1-7. Notre Dame Tate 6-93; Grimes 5-35; Hughes 3-32; Allen 3-18; Kamara 1-28; Floyd 1-22; Rudolph 1-5; Yeatman 1-4.

**INTERCEPTIONS:** San Diego State-McKay 1-16; Holmes 1-0. Notre Dame-Neal 1-2.

**FUMBLES:** San Diego State-Sullivan 1-1. Notre Dame-Hughes 1-1; Allen 1-1.

**SACKS (UA-A):** San Diego State-None. Notre Dame-Crum 1-0.

**TACKLES (UA-A):** San Diego State-Laolagi 8-5; Milling 6-5; Holmes 6-1; Preston 2-3; Allen 3-1; Williams 1-3; Soto 1-3; Boudreaux 1-3; Moore 2-1; Campbell 2-1; McKay 2-0; Lawson 1-1; Perez 1-1; Sandford 1-1; Hemmings 1-0; Stahovich 1-0; Louis 1-0; Armstrong 0-1; Davis 0-1; Sokoloski 0-1. Notre Dame-McCarthy 10-4; Bruton 7-0; Lambert 6-0; Brown, S. 4-2; Crum 3-3; Smith, B. 4-0; Smith, H. 3-0; Neal 1-2; Anello 2-0; Fleming 1-0; Kamara 1-0; Richardson 1-0; Ryan 1-0; Johnson 0-1.

**Notre Dame 35, Michigan 17**  
**Notre Dame, Ind. (Notre Dame Stadium)**  
**Sept. 13, 2008**

**NOTRE DAME, Ind. (AP)** - A busted up knee could hardly put a damper on this day for Notre Dame coach Charlie Weis.

"We definitely showed up against a good opponent and it's sweet," said Weis, on crutches most of the game after tearing the ACL and MCL in his left knee Saturday when he was hit in the second quarter along the sideline. "This was a big win for our program and our kids."

Ripping a page out of the playbook that Michigan used for consecutive wins over the Irish the past two seasons, Notre Dame took advantage of mistakes by the Wolverines to jump to a three-touchdown lead. Michigan coach Rich Rodriguez said his team's six turnovers too much to overcome.

"I don't think we're that far off. We've just got to play better," he said. "I've said it many times, we're not good enough to play poorly and win. We're not right now."

Jimmy Clausen, who was sacked eight times by the Wolverines last year, was 10-of-21 passing for 147 yards with two touchdown passes, two interceptions and he wasn't sacked. Robert Hughes ran for two touchdowns for the Irish.

After losing 38-0 and 47-21 to the Wolverines the past two seasons, Clausen said the victory Saturday was big.

"It feels great. I was talking to a bunch of the guys before the game, I said, 'Remember what we felt like last year after this game. That's not going to happen again.'"

Weis was hurt when Irish defensive end John Ryan, who is 6-5, 264 pounds, was blocked and crashed into Weis in the leg. The coach was looking in the other direction because the ball carrier had run past him.

"Tommy Brady's got nothing on me," Weis joked afterward about the injured New England Patriots' quarterback.

Weis will have surgery on his knee in the next few days.

"I feel like an athlete. First time in my life," he said.

The Irish scored their first two touchdowns off turnovers and went ahead 21-0 in the first quarter.

"Neither one of us, is really built at this time to play from behind in a significant margin," Weis said.

"Because the question was for everyone. It wasn't just for media. It was for coaches, it was for players, for everyone. Where are we going to go from here?" he said.

Linebacker Brian Smith, who returned a fumble recovery 35 yards for the only touchdown of the second half early in the fourth quarter, said the Irish showed they are an improved team.

"Last year at Michigan, we were embarrassed as a team. We remembered that as we were training and getting ready for the season," Smith said.

The victory came on the same day Notre Dame honored former coach Lou Holtz by dedicating a statue of him before the game. Members of his 1988 national team, Notre Dame's last title winner, also were on hand for the victory.

"Today it was not Lou, it was not the '88 team, it was those guys in that locker room stepping up and earn the respect that (senior linebacker) Mo Crum was talking about last night at the pep rally," Weis said. "We had a bunch of guys that stepped up and said we want to make a statement that Notre Dame's not just some garbage school out there."

This year it was the Wolverines who left the game wondering where they go from here.

"Michigan football will be back," Rodriguez said. "All the naysayers out there, I'm disappointed but I'm not discouraged. Michigan football will be back."

The second half was played in a steady rain as the Wolverines made four of their six turnovers.

"You can't blame the conditions," said Steven Threet, who was 16-of-23 passing for 175 yards and a touchdown with no interceptions for Michigan.

Sam McGuffie ran for 131 yards on 25 carries and had four catches for 47 yards and a touchdown. The Wolverines moved the ball better than they did in their first two games in Rodriguez's spread offense. They just couldn't hold on to it.

"I don't think we're that far off. We've just got to play better. I've said it many times, we're not good enough to play poorly and win," he said. "We're not right now."

**Scoring Summary**

	<b>1</b>	<b>2</b>	<b>3</b>	<b>4</b>	<b>F</b>	
Michigan	7	10	0	0	-	17 Record: (1-2)
Notre Dame	21	7	0	7	-	35 Record: (2-0)

**First Quarter**

11:52 ND Hughes 2 yd run (Walker, B. kick), 3-11 0:50  
 11:00 ND Kamara 10 yd pass from Clausen (Walker, B. kick), 3-14 0:52  
 4:51 ND Tate 48 yd pass from Clausen (Walker, B. kick), 1-63 0:15  
 1:56 UM McGuffie 40 yd pass from Threet (Lopata kick), 7-75 2:55

**Second Quarter**

11:53 UM Lopata 23 yd field goal, 8-67 3:21  
 8:47 ND Hughes 1 yd run (Walker, B. kick), 6-87 3:06  
 5:41 UM Grady 7 yd run (Lopata kick), 7-60 3:06

**Fourth Quarter**

14:50 ND Smith, B. 35 yd fumble recovery (Walker, B. kick)

	<b>UM</b>	<b>ND</b>
FIRST DOWNS	21	14
RUSHES-YARDS (NET)	42-159	34-113
PASSING YDS (NET)	229	147
Passes Att-Comp-Int	28-19-2	21-10-2
TOTAL OFFENSE PLAYS-YARDS	70-388	55-260
Fumble Returns-Yards	0-0	1-35
Punt Returns-Yards	2--2	2-12
Kickoff Returns-Yards	5-57	4-58
Interception Returns-Yards	2-0	2-80
Punts (Number-Avg)	4-52.8	6-43.8
Fumbles-Lost	7-4	3-0
Penalties-Yards	7-79	3-38
Possession Time	32:12	27:48
Third-Down Conversions	4 of 12	3 of 12
Fourth-Down Conversions	1 of 2	0 of 2
Red-Zone Scores-Chances	2-4	3-4
Sacks By: Number-Yards	0-0	0-0

**INDIVIDUAL LEADERS**

**RUSHING:** Michigan-McGuffie 25-131; Mesko 1-13; Threet 5-8; Shaw 2-5; Grady 4-4; Minor 3-1; Brown 1-0; TEAM 1-minus 3. Notre Dame-Hughes 19-79; Aldridge 9-28; Clausen 2-5; Allen 2-4; TEAM 2-minus 3.

**PASSING:** Michigan-Threet 16-23-0-175; Sheridan 3-5-2-54. Notre Dame-Clausen 10-21-2-147.

**RECEIVING:** Michigan-Odoms 6-56; McGuffie 4-47; Mathews 4-46; Stonum 3-35; Babb 2-45. Notre Dame-Tate 4-127; Floyd 2-10; Kamara 1-10; Grimes 1-3; Parris 1-0; Hughes 1-minus 3.

**INTERCEPTIONS:** Michigan-Trent 2-0. Notre Dame-Gray 1-41; Bruton 1-39.

**FUMBLES:** Michigan-Threet 2-1; Cissoko 1-0; Shaw 1-1; Grady 1-1; Minor 1-1; Warren 1-0. Notre Dame-Tate 1-0; Aldridge 1-0; Clausen 1-0.

**SACKS (UA-A):** Michigan-None. Notre Dame-None.

**TACKLES (UA-A):** Michigan-Trent 4-5; Brown 3-5; Warren 3-4; Thompson 3-4; Ezeh 2-4; Harrison 0-6; Jamison 2-2; Mouton 0-4; Johnson 1-2; Graham 1-1; Van Bergen 0-2; Sheridan 1-0; Butler 1-0; Molk 1-0; Woolfolk 1-0; Johnson 0-1; Martin 0-1; Leach 0-1; Fitzgerald 0-1; Williams 0-1; Stewart 0-1; Taylor 0-1. Notre Dame-Bruton 10-5; McCarthy, K. 7-3; Smith, B. 2-4; Crum 3-2; Brown, J. 2-2; Kuntz 3-0; McNeil 2-1; Anello 2-1; Fleming 1-3; Neal 1-2; Blanton 2-0; Lambert 2-0; Brown, S. 1-1; Williams 1-0; Gordon 1-0; Smith, H. 1-0; Quinn 1-0; Ryan 0-1; Johnson 0-1; Richardson 0-1; Washington, Kevin 0-1.

**Michigan State 23, Notre Dame 7  
East Lansing, Mich. (Spartan Stadium)  
Sept. 20, 2008**

**EAST LANSING, Mich. (AP)** - Javon Ringer ran for 201 yards and two touchdowns on 39 carries, carrying Michigan State to a 23-7 win over Notre Dame on Saturday.

Michigan State (3-1) took a 13-0 lead into the fourth quarter, then sealed the victory by handing off to Ringer on all seven plays of a 77-yard drive that he capped with his second score with 2:16 left.

The Irish (2-1) turned the ball over three times and missed two field goals, hurting their chances of starting 3-0 for the first time since 2002 and the second time in 12 years.

Jimmy Clausen was 24-of-41 for 242 yards with a TD and two interceptions, one in the end zone on a play that was overturned by a video review.

Clausen was sacked three times - after not being sacked once in the first two games - and was hurried and hit numerous times. Brandon Long was credited with 2 1/2 sacks.

Michael Floyd caught a 26-yard TD pass early in the fourth quarter, getting Notre Dame within six points, after fumbling at the Michigan State 20 early in the third.

Brandon Walker missed two field goals. A 51-yard kick sailed right in the second quarter and a 41-yard kick went left after a high snap with 5:50 to go in the game, ruining a chance to get within six.

Notre Dame coach Charlie Weis was on the sideline without crutches, wearing a brace under his blue slacks that protected his right knee that was injured in last week's win over Michigan.

Ringer led the nation with nine touchdowns and 104 carries after three games, coming off career highs with 43 carries and 282 yards in a shutout win over Florida Atlantic. He took another step toward stardom with his performance against an Irish team geared to stop him and his highlight of the day was a 63-yard run that set up his second TD.

The Spartans got off to a good start, limiting Notre Dame to minus-5 yards on its first two drives and kicking a field goal on their opening possession.

Clausen's up-for-grabs pass in the end zone to a double-covered Duval Kamara was ripped away by safety Otis Wiley on Notre Dame's third drive. It was originally ruled incomplete but overturned by replay.

Clausen threw another poor pass in the second quarter and it was picked off by Wiley at the Notre Dame 22, setting up Ringer's first TD.

Brett Swenson kicked his second field goal with in the third quarter, putting the Spartans ahead 13-0. That proved to be enough scoring for the Spartans, who have won three straight after losing the opener at California

**Scoring  
Summary**

	<b>1</b>	<b>2</b>	<b>3</b>	<b>4</b>	<b>F</b>	
Notre Dame	0	0	0	7	-	7 Record: (2-1)
Michigan State	3	7	3	10	-	23 Record: (3-1)

**First Quarter**

11:14 MS Swenson 45 yd field goal, 6-24 1:44

**Second Quarter**

3:28 MS Ringer 1 yd run (Swenson kick), 9-22 3:42

**Third Quarter**

5:32 MS Swenson 26 yd field goal, 12-77 5:18

**Fourth Quarter**

14:51 ND Floyd 26 yd pass from Clausen (Walker, B. kick), 8-75 2:34

9:10 MS Swenson 23 yd field goal, 11-54 5:35

2:16 MS Ringer 1 yd run (Swenson kick), 7-77 3:34

**Team Statistics**

	<b>ND</b>	<b>MS</b>
FIRST DOWNS	18	16
RUSHES-YARDS (NET)	22-16	43-203
PASSING YDS (NET)	242	143
Passes Att-Comp-Int	41-24-2	26-12-0
TOTAL OFFENSE PLAYS-YARDS	63-258	69-346
Fumble Returns-Yards	0-0	0-0
Punt Returns-Yards	3-23	1-10
Kickoff Returns-Yards	5-147	2-47
Interception Returns-Yards	0-0	2-0
Punts (Number-Avg)	5-40.8	5-45.2
Fumbles-Lost	3-1	1-1
Penalties-Yards	5-24	6-65
Possession Time	26:15	33:45
Third-Down Conversions	6 of 13	6 of 15
Fourth-Down Conversions	0 of 1	1 of 1
Red-Zone Scores-Chances	0-2	4-4
Sacks By: Number-Yards	0-0	3-34

**INDIVIDUAL LEADERS**

RUSHING: Notre Dame-Tate 1-24; Aldridge 4-13; Hughes 5-9; Allen 6-8; TEAM 1-minus 7; Clausen 5-minus 31. Michigan State-Ringer 39-201; Hoyer 2-6; TEAM 2-minus 4.

PASSING: Notre Dame-Clausen 24-41-2-242. Michigan State-Hoyer 12-26-0-143.

RECEIVING: Notre Dame-Floyd 7-86; Tate 5-83; Allen 5-20; Parris 4-22; Rudolph 2-29; Yeatman 1-2. Michigan State-Dell 4-80; White 2-19; Celek 2-15; Cunningham 1-22; Curry 1-4; Hawken 1-3; Ringer 1-0.

INTERCEPTIONS: Notre Dame-None. Michigan State-Wiley 2-0.

FUMBLES: Notre Dame-Floyd 1-1; TEAM 1-0; Clausen 1-0. Michigan State-Ringer 1-1.

SACKS (UA-A): Notre Dame-None. Michigan State-Long 2-0; Anderson 0-1; Rucker 0-1.

TACKLES (UA-A): Notre Dame-Smith, B. 4-6; Bruton 3-7; McCarthy, K. 1-8; Crum 4-4; Lambert 2-6; Smith, H. 1-5; Williams, I. 1-5; Gray, G. 4-0; McNeil 1-3; Blanton 1-2; TEAM 2-0; Kuntz 1-1; Brown, J. 0-2; Quinn 1-0; Smith, S. 1-0; Ryan 0-1; Neal 0-1; Fleming 0-1. Michigan State-Jones 6-3; Rucker 4-5; Decker 2-6; Fortener 5-2; Wiley 3-2; Long 2-3; Weaver 4-0; Denson 2-0; Adams 2-0; Ware 1-1; Hyde 1-1; Kershaw 0-2; Jordan 1-0; Allison 0-1; Gordon 0-1; Henderson 0-1; Anderson 0-1; Robinson 0-1.



**Notre Dame 38, Purdue 21**  
**Notre Dame, Ind. (Notre Dame Stadium)**  
**Sept. 27, 2008**

**NOTRE DAME, Ind. (AP)** - Notre Dame's offense answered coach Charlie Weis' challenge.

The Fighting Irish put together their most productive third quarter of the season, scoring three touchdowns behind Jimmy Clausen's passing and Armando Allen Jr.'s running, in a 38-21 victory over Purdue on Saturday.

Notre Dame hadn't scored in the third quarter this season and were tied 14-14 with Purdue at halftime.

"Basically I told them, 'This is the most important drive of the season here,'" Weis said of the opening drive of the second half. "Because that game could have gone either way at that point."

Notre Dame (3-1), which entered the game averaging 78 yards rushing a game rushing, ran for 90 yards in the third quarter against Purdue (2-2).

Allen Jr., who ran for a career-high 134 yards on 17 carries, had a 21-yard run to set up his 16-yard TD run. He then had two runs of 21 yards on the next possession to help set up Notre Dame's next score, a 5-yard pass from Clausen to Kyle Rudolph.

Clausen passed for a career-high 275 yards and three touchdowns.

When Purdue cut the lead to one touchdown on a 54-yard TD pass from Curtis Painter to Desmond Tardy, the Irish answered with a 30-yard TD from Clausen to David Grimes.

"The response they had in the third quarter was probably the probably the most significant part of this football game," Weis said.

Tardy had 10 catches for 175 yards.

The Irish ran for 201 yards on 40 carries. Purdue coach Joe Tiller said because of his team's lack of depth at linebacker he wasn't surprised to see the Irish run the ball so often.

"We played an awful lot of nickel defense, and if I'm coaching against a team that's going to play nickel all the time, I'm going to run it. At least I'm going to run it more than I normally run," he said.

The Boilermakers fell to 1-15 at Notre Dame Stadium since 1976. The loss also left Tiller, who is retiring after the season, with a 5-7 record against the Irish. Purdue had lost 11 straight to Notre Dame before Tiller arrived.

Allen, who had run for 71 yards on 24 carries coming into the game, had the five longest runs of his career.

"I said, 'Where you've been?'" Weis said.

Allen said, "It feels great to go out there and prove to people what I'm capable of."

Irish guard Eric Olsen said it wasn't surprising.

"He has great vision, and for his size, he has great power," Olsen said. "When he gets his legs churning it's hard to bring him down."

Clausen's previous career-high was 246 yards passing against Air Force. Michael Floyd added six catches for 100 yards and Golden Tate caught a touchdown pass.

Weis said Clausen made good decisions and threw the ball away when he needed to.

"It seemed like every ball we had a chance of making a play on. I thought he had a good day," Weis said.

Clausen, using a no-huddle offense, was 20-of-35 passes with no interceptions.

"I know I'm capable of doing stuff like this, it was just a matter of time and preparation and practice," Clausen said.

Purdue linebacker Anthony Heygood said the Boilermakers just gave up too many big plays.

"We're a talented defense and we know we can play much, much better than we did today," he said.

Painter was 29-of-55 passing for 359 yards and two touchdowns for Purdue as he kept the Irish off balance in the first half. But the Irish defense came up with some big plays, including a 47-yard interception return by cornerback Robert Blanton.

"We missed some opportunities early," Painter said. "We got behind a team that was doing some things well and really had to take advantage of those opportunities."

Weis said the win was big for the Irish.

"The confidence continues to grow," he said. "I'd say it's huge."

**Scoring Summary**

	<b>1</b>	<b>2</b>	<b>3</b>	<b>4</b>	<b>E</b>	
Purdue	7	7	7	0	-	21 Record: (2-2)
Notre Dame	0	14	21	3	-	38 Record: (3-1)

**First Quarter**

9:04 PUR Sheets 22 yd run (Summers kick), 8-59 4:16

**Second Quarter**

9:56 ND Blanton 47 yd interception return (Walker, B. kick)  
 4:46 PUR Valentin 3 yd pass from Painter (Summers kick), 14-78 5:10  
 2:35 ND Tate 6 yd pass from Clausen (Walker, Brandon kick), 6-65 2:11

**Third Quarter**

12:56 ND Allen 16 yd run (Walker, B. kick), 5-81 2:04  
 6:37 ND Rudolph 5 yd pass from Clausen (Walker, B. kick), 11-78 4:56  
 5:24 PUR Tardy 54 yd pass from Painter (Summers kick), 4-64 1:13  
 1:24 ND Grimes 30 yd pass from Clausen (Walker, B. kick), 9-54 4:00

**Fourth Quarter**

10:26 ND Walker, B. 41 yd field goal, 9-64 3:55

**Team Statistics**

	<b>ND</b>	<b>MS</b>
FIRST DOWNS	23	23
RUSHES-YARDS (NET)	17-103	40-201
PASSING YDS (NET)	359	275
Passes Att-Comp-Int	55-29-1	35-20-0
TOTAL OFFENSE PLAYS-YARDS	72-462	75-476
Fumble Returns-Yards	0-0	0-0
Punt Returns-Yards	1-9	1-1
Kickoff Returns-Yards	7-97	4-105
Interception Returns-Yards	0-0	1-47
Punts (Number-Avg)	4-39.0	2-46.5
Fumbles-Lost	0-0	0-0
Penalties-Yards	5-43	6-44
Possession Time	24:34	35:26
Third-Down Conversions	6 of 14	6 of 14
Fourth-Down Conversions	0 of 2	3 of 4
Red-Zone Scores-Chances	1-3	3-4
Sacks By: Number-Yards	1-8	0-0

**INDIVIDUAL LEADERS**

RUSHING: Purdue-Sheets 13-87; Siller 2-6; Halliburton 1-5; Painter 1-5. Notre Dame-Allen 17-134; Aldridge 8-34; Hughes 9-26; Clausen 5-8; TEAM 1-minus 1.

PASSING: Purdue-Painter 29-55-1-359. Notre Dame-Clausen 20-35-0-275.

RECEIVING: Purdue-Tardy 10-175; Orton 9-90; Sheets 5-56; Smith 2-24; Whittington 1-8; Valentin 1-3; McKey 1-3. Notre Dame-Floyd 6-100; Tate 5-64; Grimes 4-65; Rudolph 3-32; Allen 1-9; Kamara 1-5.

INTERCEPTIONS: Purdue-None. Notre Dame-Blanton 1-47.

FUMBLES: Purdue-None. Notre Dame-None.

SACKS (UA-A): Purdue-Neal 1-0. Notre Dame-None.

TACKLES (UA-A): Purdue-Heygood 5-6; Holland 2-9; Williams 2-6; McKinley 3-4; Mclean 1-4; Neal 1-4; Kerrigan 2-2; King 1-3; Golding 1-3; Baker 1-2; Pender 2-0; Brown 1-1; Adams 0-2; Mondek 0-2; Guynn 0-2; Magee 0-2; Wolf 1-0; Wiggs 1-0; Lindsay 1-0; Martin 1-0; Dierking 1-0; Halliburton 1-0. Notre Dame-Bruton 4-2; Kuntz 3-3; Crum 1-5; Blanton 5-0; McCarthy, K. 4-1; Smith, B. 1-4; Gray, G. 4-0; Lambert 3-1; McNeil 2-1; Smith, S. 2-1; Anello 1-2; Smith, H. 2-0; Brown, S. 1-1; Williams 0-2; Fleming 0-2; Johnson 0-2; Neal 1-0; Gordon 0-1; Ryan 0-1; Quinn 0-1.

**Notre Dame 28, Stanford 21**  
**Notre Dame, Ind. (Notre Dame Stadium)**  
**Oct. 4, 2008**

**NOTRE DAME, Ind. (AP)** - Jimmy Clausen threw for a career-high 347 yards and three touchdown passes and Notre Dame held on for a 28-21 victory over Stanford on Saturday.

Notre Dame's seventh straight victory over the Cardinal (3-3) looked as if it was going to be a rout when the Fighting Irish (4-1) were up 28-7 in the fourth quarter.

Stanford made a late run behind Tavita Pritchard. He threw a 1-yard pass to Jim Dray and a 10-yard TD pass to Doug Baldwin with 6 minutes left to close to within a touchdown.

The Cardinal got the ball back on their own 2 with 3:34 left, but couldn't mount a drive. They had one last chance with 8 seconds left, but fumbled the ball and Pat Kuntz recovered to end the game.

The Irish won their fifth straight home game. The Cardinal haven't won at Notre Dame Stadium since 1992.

It was the second straight career-best performance for Clausen, who threw for 275 yards a week earlier against Purdue. He was much more efficient against the Cardinal, however, completing 29-of-40 passes with no interceptions. He had a 21-yard touchdown pass to Armando Allen Jr., a 48-yard scoring pass to Michael Floyd and a 16-yard TD pass to Kyle Rudolph.

Floyd had five catches for 115 yards for the Irish and Allen had seven catches for 66 yards and also scored on a 3-yard run as the Irish were held to 83 yards rushing. The 29 completions also were a career-high for Clausen.

After rushing for 107 yards in the first quarter, Stanford managed just 22 yards running in the second and third quarters. The Cardinal finished with 161 yards rushing on 37 carries, led by Toby Gerhart's 104 on 13.

Pritchard was 18-of-28 passing for 182 yards, including 10-of-11 for 106 yards and two touchdowns in the fourth quarter. Gerhart, who left the game last week against Washington with a mild concussion, scored on a 1-yard TD run.

The Cardinal were slowed in the first half by three interceptions thrown by Pritchard and eight penalties for 51 yards.

The Irish took control with two second-quarter touchdowns, sandwiched around an interfering with a fair catch call, to move ahead 21-7. On the first drive, Clausen completed 5-of-6 passes for 65 yards and a pass interference call put the ball on the 2. Allen then raced between two Cardinal defenders to give the Irish a 14-7 lead.

The Irish defense then held Stanford to a three-and-out. On the punt, Allen signaled a fair catch and raced up to catch it, but Nate Wilcox-Fogel got in the way. The ball hit Allen and Stanford's Will Powers picked it up and began running for the end zone, but officials called the interference penalty.

Stanford coach Jim Harbaugh was irate, throwing down his play card and tossing his hat, because he thought Wilcox-Fogel was blocked into Allen.

The Irish got the ball on the Stanford 48. On third-and-8, Clausen threw a long pass that Floyd caught at the 5 and ran in untouched after Stanford cornerback Wopamo Osaisai fell, giving the Irish a two-touchdown lead. The Irish made it 28-7 on Rudolph's TD catch.

Stanford moved the ball well on its first three possessions, but the first two ended in interceptions by David Bruton and Kuntz. The Irish defense, which entered the game with one sack in four games, had five against the Cardinal

**Scoring Summary**

	<b>1</b>	<b>2</b>	<b>3</b>	<b>4</b>	<b>F</b>	
Stanford	0	7	0	14	-	21 Record: (3-3)
Notre Dame	7	14	7	0	-	28 Record: (4-1)

**First Quarter**

7:56 ND Allen 21 yd pass from Clausen (Walker, B. kick), 9-80 5:03

**Second Quarter**

10:51 STAN Gerhart 1 yd run (Zagory kick), 14-95 7:02

6:12 ND Allen 3 yd run (Walker, B. kick), 9-73 4:39

3:40 ND Floyd 48 yd pass from Clausen (Walker, B. kick), 3-48 0:58

**Third Quarter**

4:30 ND Rudolph 16 yd pass from Clausen (Walker, B. kick), 7-75 4:22

**Fourth Quarter**

10:06 STAN Dray 1 yd pass from Pritchard (Zagory kick), 7-72 2:48

6:00 STAN Baldwin 10 yd pass from Pritchard (Zagory kick), 5-36 2:02

**Team Statistics**

	<b>STAN</b>	<b>ND</b>
FIRST DOWNS	20	20
RUSHES-YARDS (NET)	37-161	27-83
PASSING YDS (NET)	182	347
Passes Att-Comp-Int	28-18-3	40-29-0
TOTAL OFFENSE PLAYS-YARDS	65-343	67-430
Fumble Returns-Yards	0-0	1-2
Punt Returns-Yards	4-46	0-0
Kickoff Returns-Yards	5-111	4-72
Interception Returns-Yards	0-0	3-2
Punts (Number-Avg)	3-42.0	5-41.4
Fumbles-Lost	1-1	0-0
Penalties-Yards	9-56	8-75
Possession Time	26:40	33:20
Third-Down Conversions	2 of 9	4 of 14
Fourth-Down Conversions	0 of 1	2 of 3
Red-Zone Scores-Chances	3-3	2-4
Sacks By: Number-Yards	1-12	5-48

**INDIVIDUAL LEADERS**

**RUSHING:** Stanford-Gerhart 13-104; Kimble 10-61; Howell 3-15; Thomas 2-9; Pritchard 9-minus 28. Notre Dame-Allen 9-33; Smith, H. 1-23; Hughes 8-14; Aldridge 5-9; Clausen 4-4.

**PASSING:** Stanford-Pritchard 18-28-3-182. Notre Dame-Clausen 29-40-0-347.

**RECEIVING:** Stanford-Whalen 8-91; Gunder 4-34; Baldwin 3-42; Fleener 1-12; Kimble 1-2; Dray 1-1. Notre Dame-Allen 7-66; Grimes 7-60; Floyd 5-115; Rudolph 5-70; Tate 3-30; Hughes 1-4; Kamara 1-2.

**INTERCEPTIONS:** Stanford-None. Notre Dame-McCarthy 1-2; Kuntz 1-0; Bruton 1-0.

**FUMBLES:** Stanford-Baldwin 1-1. Notre Dame-None.

**SACKS (UA-A):** Stanford-McNally 1-0. Notre Dame-Kuntz 2-0; Brown, S. 1-0; Smith, B. 1-0; Fleming 1-0.

**TACKLES (UA-A):** Stanford-McNally 5-4; Osaisai 4-5; Maynor 3-6; Snyder 4-4; Lorig 2-3; Amajoyi 1-4; Evans 3-1; Wisner 1-3; Thomas 1-3; Chase 2-1; Udofia 1-2; McAndrew 2-0; Keiser 1-1; Marecic 1-0; Bulcke 0-1; Bademosi 0-1; Fua 0-1. Notre Dame-McCarthy 7-7; Bruton 5-4; Smith, B. 3-3; McNeil 3-1; Crum 3-1; Lambert 2-2; Smith, H. 2-1; Fleming 2-1; Brown, S. 2-1; Kuntz 2-1; Brown, J. 1-2; Anello 2-0; Ryan 0-2; Blanton 1-0; Gordon 1-0; Gray, G. 1-0; Smith, S. 1-0; Neal 1-0; Quinn 1-0; Richardson 0-1; Herring 0-1; Williams, I. 0-1; Johnson 0-1

**#22 North Carolina 29, Notre Dame 24  
Chapel Hill, N.C. (Kenan Stadium)  
Oct. 11, 2008**

**CHAPEL HILL, N.C. (AP)** - Cameron Sexton scored on a leaping 4-yard keeper to start the fourth quarter, Quan Sturdivant returned an interception for a touchdown and No. 22 North Carolina rallied to beat Notre Dame 29-24 on Saturday.

Ryan Houston scored on a short run for the Tar Heels (5-1), who are off to their best start since winning the first eight games of the 1997 season. Hakeem Nicks added nine catches for 141 yards and freshman walk-on Casey Barth kicked three field goals, helping North Carolina rally from an 11-point first-half deficit and beat the Fighting Irish for just the second time in 18 meetings.

This one came down to a wild finish, with the Irish (4-2) reaching North Carolina's 7-yard line in the final seconds before officials ruled after a review that receiver Michael Floyd fumbled the ball after a catch. Trimane Goddard recovered the ball, giving it back to North Carolina for a joyous kneel-down with 3 seconds left.

Jimmy Clausen threw for 383 yards and two touchdowns for Notre Dame, which moved the ball all day against and led 17-9 at the break before committing four second-half turnovers. Notre Dame finished with 472 yards and converted 10 of 16 third downs.

Sexton, the one-time third stringer filling in for injured starter T.J. Yates, threw for 201 yards. But he made his biggest play with his feet, scrambling right on third down and jumping through a hit from Kyle McCarthy at the goal line for the 29-24 lead with 14:55 to play.

The Tar Heels found a way to keep moving forward despite going most of the way without big-play receiver and returner Brandon Tate, who sprained his right knee in the first quarter. Nicks picked up the slack with another big day against the Fighting Irish after tallying six catches for 171 yards and a score against them two years ago. Converted safety Shaun Draughn added his second straight solid game, finishing with 91 yards on 17 carries.

Clausen looked sharp most of the day behind a line that gave him plenty of time to throw. But the sophomore made three costly second-half mistakes that helped the Tar Heels seize momentum after trailing the entire first half.

It started when Sturdivant jumped in front of Kyle Rudolph for the pick on Clausen's first pass and returned it 32 yards for the touchdown to cut it to 17-16. Later in the period, Aleric Mullins stripped Clausen of the ball and recovered the fumble to set up the Tar Heels' go-ahead drive.

Then, after the Irish had driven to North Carolina's 36-yard line with about 5 minutes left, Deunta Williams picked off Clausen on the right side, giving the ball back to the Tar Heels for a drive that took 3 minutes off the clock.

Once Notre Dame got the ball back at its own 18 with 1:47 to play, Clausen guided one more drive, pushing to North Carolina's 33-yard line with 11 seconds left before finding Floyd over the middle on what turned out to be the Irish's final play.

**Scoring Summary**

	<u>1</u>	<u>2</u>	<u>3</u>	<u>4</u>	<u>F</u>	
Notre Dame	7	10	7	0	-	24 Record: (4-2)
North Carolina	3	6	13	7	-	29 Record: (5-1)

**First Quarter**

10:27 ND Tate 19 yd pass from Clausen (Walker, B. kick), 11-82 3:29  
2:49 NC Barth 41 yd field goal, 8-54 2:51

**Second Quarter**

12:53 ND Walker, B. 42 yd field goal, 10-63 4:56  
5:22 NC Barth 34 yd field goal, 14-58 7:31  
0:52 ND Floyd 7 yd pass from Clausen (Walker, B. kick), 8-80 4:30  
0:09 NC Barth 42 yd field goal, 7-42 0:43

**Third Quarter**

14:48 NC Sturdivant 32 yd interception return (Barth, C kick)  
10:43 ND Aldridge 2 yd run (Walker, B. kick), 11-72 4:05  
5:14 NC Houston 1 yd run (Sexton pass failed), 13-69 5:29

**Fourth Quarter**

14:55 NC Sexton 4 yd run (Barth kick), 7-42 3:18

**Team Statistics**

	<b>ND</b>	<b>NC</b>
FIRST DOWNS	27	21
RUSHES-YARDS (NET)	30-89	32-121
PASSING YDS (NET)	383	201
Passes Att-Comp-Int	48-31-2	32-18-0
TOTAL OFFENSE PLAYS-YARDS	78-472	64-322
Fumble Returns-Yards	0-0	0-0
Punt Returns-Yards	0-0	1-9
Kickoff Returns-Yards	7-120	4-82
Interception Returns-Yards	0-0	2-40
Punts (Number-Avg)	1-35.0	4-38.0
Fumbles-Lost	4-3	1-0
Penalties-Yards	4-33	7-55
Possession Time	33:05	26:55
Third-Down Conversions	10 of 16	6 of 13
Fourth-Down Conversions	0 of 2	0 of 0
Red-Zone Scores-Chances	3-3	4-4
Sacks By: Number-Yards	1-8	4-26

**INDIVIDUAL LEADERS**

RUSHING: Notre Dame-Allen 11-60; Aldridge 4-23; Hughes 4-12; Clausen 11-minus 6. North Carolina-Draughn 17-91; Houston 8-28; Little 2-7; Sexton 3-minus 2; Team 2-minus 3.

PASSING: Notre Dame-Clausen 31-48-2-383. North Carolina-Sexton 18-32-0-201.

RECEIVING: Notre Dame-Allen 7-47; Floyd 6-93; Tate 5-121; Kamara 5-58; Grimes 4-19; Rudolph 3-30; Hughes 1-15. North Carolina-Nicks 9-141; Foster 3-28; Arnold 2-3; Quinn 1-15; Pianalto 1-5; Thornton 1-5; Elzy 1-4.

INTERCEPTIONS: Notre Dame-None. North Carolina-Sturdivant 1-32; Williams 1-8.

FUMBLES: Notre Dame-Allen 1-0; Floyd 1-1; Clausen 1-1; Gray 1-1. North Carolina-Team 1-0.

SACKS (UA-A): Notre Dame-Kuntz 1-0. North Carolina-Carter 2-0; Mullins 1-0; Coples 1-0.

TACKLES (UA-A): Notre Dame-Bruton 7-1; McNeil 5-1; Smith, H. 3-3; Crum 4-1; McCarthy 4-0; Williams 3-0; Smith, B. 3-0; Kuntz 2-1; Blanton 2-0; Brown, J. 1-1; Anello 1-1; Smith, S. 1-0; Fleming 1-0; Floyd 1-0; Smith, T. 1-0; Richardson 1-0; Johnson 1-0; Neal 1-0; Lambert 0-1. North Carolina-Paschal 8-3; Sturdivant 5-5; Williams 6-0; Hemby 4-2; Goddard 4-1; Brown 3-1; Burney 3-1; Carter 3-0; Powell 2-1; White 1-2; Austin 1-2; Tinsley 1-1; Mullins 1-1; Taylor 0-2; Coples 1-0; Thomas 1-0; Rich 1-0; Arnold 0-1; Quinn 0-1

**Notre Dame 33, Washington 7  
Seattle, Wash. (Husky Stadium)  
Oct. 25, 2008**

**SEATTLE (AP)** - Junior James Aldridge ran for 84 yards and a career-high two touchdowns and the Notre Dame defense handled Washington in a 33-7 victory on Saturday night.

Washington's score with 2:56 left prevented its first shutout loss at home since 1976.

Notre Dame (5-2) led 24-0 late in the third quarter and faced fourth-and-13 at its own 37.

Harrison Smith took a direct snap on a fake punt and ran 35 yards to set up the second field goal of the game by Brandon Walker.

As the crowd boomed, coach Tyrone Willingham remained stoic on the sideline.

The Huskies' offense, with redshirt freshman quarterback Ronnie Fouch making his third career start, did not cross midfield until 6 minutes remained. It had just 51 total yards on 35 plays entering the fourth quarter.

Washington (0-7) finished with 124 total yards against a defense that was allowing an average of 368 yards, 75th nationally.

The Huskies remain one of only two winless teams in the Bowl Subdivision, with North Texas.

The Irish looked rusty on offense following its bye, with quarterback Jimmy Clausen frustrated and often misfiring. He did complete 14 of 26 passes for 201 yards, with a 51-yard touchdown pass to Michael Floyd on the game's first series, and an interception.

Notre Dame improved to 7-0 against Washington. The Irish have won both times they've met a former non-interim head coach. The other time was in 2005, another rout of Willingham and the Huskies in Seattle.

Willingham, fired by Notre Dame after going 21-15 in three seasons, is 11-32 in three-plus seasons at Washington. The Huskies are off to their worst start since beginning 0-9 in 1969.

The Irish took a 17-0 lead 4 minutes into the second quarter, on Walker's third field goal in nine tries this season.

The Huskies were outgained 238-38 and had just 5 yards passing in the first half.

Quarterback Jake Locker again watched helplessly on the sideline, wearing a sweatshirt and a knit cap. The sophomore is out indefinitely with a broken thumb.

Notre Dame needed just five plays after halftime to make it 24-0, after a 33-yard pass from Clausen to Golden Tate and a 4-yard touchdown run by Aldridge.

Clausen missed on 10 of his first 16 passes against a team ranked last in the nation in pass efficiency defense. Two potential touchdown passes landed in front of the feet of his receivers in the end zone. Clausen also threw wide of an open Robby Parris on fourth-and-18 late in the first half.

Clausen had another interception, by Nate Williams deep in Huskies territory, erased because officials called cornerback Vonzell McDowell for pass interference. The Irish scored three plays later on a 21-yard run by wide receiver Tate on an end-around. The sophomore's first career rushing score made it 14-0.

**Scoring  
Summary**

	<b>1</b>	<b>2</b>	<b>3</b>	<b>4</b>	<b>F</b>	
Notre Dame	14	3	10	6	-	33 Record: (5-2)
Washington	0	0	0	7	-	7 Record: (0-7)

**First Quarter**

12:35 ND Floyd 51 yd pass from Clausen (Walker, B. kick), 3-63 1:18  
7:48 ND Tate 21 yd run (Walker, B. kick), 7-70 2:43

**Second Quarter**

11:10 ND Walker, B. 28 yd field goal, 5-15 1:12

**Third Quarter**

12:55 ND Aldridge 4 yd run (Walker, B. kick), 5-61 1:57  
4:31 ND Walker, B. 42 yd field goal, 9-37 5:17

**Fourth Quarter**

12:33 ND Aldridge 3 yd run (Ruffer kick failed), 10-60 5:23  
2:56 UW Goodwin, D. 6 yd pass from Fouch (Perkins kick), 10-69 3:17

**Team Statistics**

	<b>ND</b>	<b>UW</b>
FIRST DOWNS	25	9
RUSHES-YARDS (NET)	49-252	23-26
PASSING YDS (NET)	207	98
Passes Att-Comp-Int	28-15-1	25-11-0
TOTAL OFFENSE PLAYS-YARDS	77-459	48-124
Fumble Returns-Yards	0-0	0-0
Punt Returns-Yards	3-14	0-0
Kickoff Returns-Yards	2-37	7-111
Interception Returns-Yards	0-0	1-0
Punts (Number-Avg)	0-0.0	9-33.0
Fumbles-Lost	1-0	0-0
Penalties-Yards	7-55	5-50
Possession Time	37:28	22:32
Third-Down Conversions	6 of 14	5 of 14
Fourth-Down Conversions	2 of 6	0 of 0
Red-Zone Scores-Chances	4-4	1-1
Sacks By: Number-Yards	4-41	2-22

**INDIVIDUAL LEADERS**

**RUSHING:** Notre Dame-Aldridge 13-84; Allen 15-62; Gray, J. 9-61; Smith, H. 1-35; Hughes 4-19; Tate 2-11; Sharpley 1-1; Clausen 4-minus 21. Washington-Dailey 8-24; Freeman 5-16; Goodwin 2-14; Homer 1-2; Fouch 7-minus 30.

**PASSING:** Notre Dame-Clausen 14-26-1-201; Sharpley 1-2-0-6. Washington-Fouch 11-25-0-98.

**RECEIVING:** Notre Dame-Floyd 4-107; Tate 3-47; Parris 3-19; Kamara 2-22; West 1-6; Hughes 1-5; Aldridge 1-1. Washington-Goodwin 7-47; Bruns 1-21; Hawkins 1-12; Homer 1-9; Dailey 1-9.

**INTERCEPTIONS:** Notre Dame-None. Washington-Williams 1-0.

**FUMBLES:** Notre Dame-Sharpley 1-0. Washington-None.

**SACKS (UA-A):** Notre Dame-Smith, H. 1-2; Johnson 0-1; Smith, B. 1-0; Richardson 0-1. Washington-Butler 1-0; Thompson 1-0.

**TACKLES (UA-A):** Notre Dame-Herring 5-1; Crum 3-3; Smith, H. 3-2; McCarthy, K. 3-2; Smith, B. 2-2; Bruton 0-4; Lambert 2-1; Fleming 2-0; Anello 2-0; Williams, I. 1-1; Bron, S. 1-1; Blanton 1-1; Smith, T. 1-0; Smith, S. 1-0; Leonis 1-0; Neal 1-0; Richardson 0-1; Johnson 0-1. Washington-Foster 7-3; Johnson 8-1; Forrester 6-1; Tuiasosopo 3-3; Butler 4-1; Williams 3-1; Kirton 2-2; Mosley 2-1; Te'o-Nesheim 2-1; Stevens 2-1; Richardson 2-0; Ta'amu 2-0; Thompson 1-1; Gage 1-1; Dennison 1-1; Elisara 1-1; Matthews 1-0; Wiggs 1-0; Jones 1-0; McDowell 1-0; Persley 1-0; Aiyewa 0-1.

**Pittsburgh 36, Notre Dame 33 (4ot)**  
**Notre Dame, Ind. (Notre Dame Stadium)**  
**Nov. 1, 2008**

**NOTRE DAME, Ind. (AP)** - Coming off a disappointing loss, Pittsburgh didn't flinch when Notre Dame scored a pair of touchdowns 83 second apart to open a 14-point halftime lead.

Pitt scored on its opening drive after halftime and the Panthers' defense held the Irish to 7 yards on 10 plays in the third quarter.

Then the Panthers scored twice in the fourth quarter, tying it each time, before Conor Lee kicked his school-record fifth field goal in the fourth overtime to lead Pitt to a 36-33 victory on Saturday.

"I can't describe the heart our football team has," Pitt coach Dave Wannstedt said. "They never came unglued. As many adverse things that happened in the game, turnovers and so forth, nobody ever folded, nobody ever lost their poise, lost their confidence."

Although Lee, a senior, is one of the nation's top kickers, the final 22-yard kick was the first game-winning field goal of his career.

"It's something I think every kicker wants to have happen," Lee said. "I was like, 'I guess I won the game. Time to celebrate.'"

The Panthers, who haven't been to a bowl since the 2004 season, are now bowl eligible and a victory shy of giving Wannstedt his first winning record in four seasons.

"To sum it up, we get in overtime, you don't score touchdowns, you know sooner or later something bad can happen," Notre Dame coach Charlie Weis said.

Neither team could get into the end zone in OT, and Lee won the kicking contest.

Notre Dame's Walker, who started the season by making just 1-of-7 field goals, made his first four attempts to run his consecutive made field goal streak to seven. But his 38-yard attempt narrowly missed wide left in the fourth overtime, giving Pitt a chance to kick its way to a win.

Weis said he told Walker afterward not to blame himself, telling him: "I could give 50 plays right now that would have made a difference."

LeSean McCoy, who rushed for a season-high 169 yards on 32 carries, set up the game-winner with an 18-yard run as the sophomore reached 1,000 yards for a second straight season. Wannstedt said McCoy's performance was especially important with starting quarterback Bill Stull out with a concussion he sustained against Rutgers.

McCoy had just 5 yards on three carries in the first half and 68 yards at the end of the third quarter.

"The best thing that he did today was that he showed toughness at the end," Wannstedt said.

McCoy, who had his fifth straight 100-yard game, said he was hurrying things early in the game, but finally relaxed. "I kind of let all this hype and Notre Dame just get to me, and I just settled down," he said.

Pitt forced the overtime when they tied the score at 24 with 2:22 left on a 10-yard touchdown pass from Bostick to Jonathan Baldwin on fourth-and-6. The Panthers ran the same play three straight times before Bostick beat Irish cornerback Terrail Lambert for the score.

"The first two, I was trying to be perfect with it. Then I just tried to give him a chance, what do you got to lose? Third time's a charm, fourth down, what do you got to lose? I threw it up there and he went up and made a play," Bostick said.

Bostick started the game slow, completing 3-of-6 passes for 24 yards with one interception in the first half. He finished the game 14-of-27 for 164 yards with one touchdown and three interceptions, two by Raeshon McNeil.

Jimmy Clausen threw three touchdown passes, including a 6-yard score to Golden Tate with 5:38 left to put the Irish and two touchdowns to Michael Floyd just before halftime. He was 23-of-44 passing for 271 yards with no interceptions.

Floyd, who broke the record for catches by a Notre Dame freshman, had 10 catches for 100 yards and Tate had six for 111.

**Scoring Summary**

	1	2	3	4	OT	5	6	7	8	F	
Pittsburgh	3	0	7	14	12	[3	3	3	3]	-	36
Notre Dame	3	14	0	7	9	[3	3	3	0]	-	33

**First Quarter**

9:38 ND Walker, B. 39 yd field goal, 10-62 5:25  
 5:58 PITT Lee 35 yd field goal, 4-2 1:27

**Second Quarter**

1:27 ND Floyd 18 yd pass from Clausen (Walker, B. kick), 9-91 4:39  
 0:04 ND Floyd 4 yd pass from Clausen (Walker, B. kick), 5-13 0:26

**Third Quarter**

10:55 PITT Stephens 4 yd run (Lee kick), 8-71 4:05

**Fourth Quarter**

11:03 PITT McCoy 1 yd run (Lee kick), 15-70 8:28  
 5:38 ND Tate 6 yd pass from Clausen (Walker, B. kick), 12-75 5:25  
 2:22 PITT Baldwin 10 yd pass from Bostick (Lee kick), 8-70 3:16

**Overtime**

15:00 PITT Lee 22 yd field goal, 6-20 0:00  
 15:00 ND Walker, B. 22 yd field goal, 6-21 0:00  
 15:00 ND Walker, B. 26 yd field goal, 7-17 0:00  
 15:00 PITT Lee 32 yd field goal, 4-9 0:00  
 15:00 PITT Lee 26 yd field goal, 6-16 0:00  
 15:00 ND Walker, B. 48 yd field goal, 4--4 0:00  
 15:00 PITT Lee 22 yd field goal, 4-20 0:00

**Team Statistics**

	PITT	ND
FIRST DOWNS	17	20
RUSHES-YARDS (NET)	47-178	39-115
PASSING YDS (NET)	168	271
Passes Att-Comp-Int	30-15-3	44-23-0
TOTAL OFFENSE PLAYS-YARDS	77-346	83-386
Fumble Returns-Yards	0-0	0-0
Punt Returns-Yards	3-33	1-1
Kickoff Returns-Yards	4-74	5-91
Interception Returns-Yards	0-0	3-47
Punts (Number-Avg)	4-36.8	5-30.4
Fumbles-Lost	0-0	1-0
Penalties-Yards	8-53	6-60
Possession Time	31:16	28:44
Third-Down Conversions	5 of 17	7 of 19
Fourth-Down Conversions	3 of 3	0 of 2
Red-Zone Scores-Chances	8-8	5-6
Sacks By: Number-Yards	1-6	2-11

**INDIVIDUAL LEADERS**

**RUSHING:** Pittsburgh-McCoy 32-169; Stephens 8-23; Collins 1-4; Kinder 1-1; Smith 1-minus 3; Wright 1-minus 4; Bostick 3-minus 12. Notre Dame-Allen 19-73; Hughes 8-25; Aldridge 8-25; TEAM 1-minus 2; Clausen 3-minus 6

**PASSING:** Pittsburgh-Bostick 14-27-3-164; Smith 1-3-0-4. Notre Dame-Clausen 23-44-0-271.

**RECEIVING:** Pittsburgh-Turner 2-42; Baldwin 2-31; McCoy 2-23; Kinder 2-10; Pelusi 2-7; Porter 1-37; Stephens 1-14; McGee 1-4; Dickerson 1-2; Byham 1-minus 2. Notre Dame-Floyd 10-100; Tate 6-111; Allen 3-13; Rudolph 2-26; Kamara 2-21.

**INTERCEPTIONS:** Pittsburgh-None. Notre Dame-McNeil 2-47; Bruton 1-0.

**FUMBLES:** Pittsburgh-None. Notre Dame-McNeil 1-0.

**SACKS (UA-A):** Pittsburgh-Romeus 1-0. Notre Dame-Quinn 1-0; Neal 1-0.

**TACKLES (UA-A):** Pittsburgh-McKillop 8-7; Ransom 3-7; Berry 7-2; Romeus 5-3; Duncan 2-4; Williams 2-3; DeCicco 3-1; Fields 1-2; Sheard 0-3; Thatcher 2-0; Taglianetti 2-0; Gary 1-1; Williams 0-2; Turner 1-0; Tucker 0-1; Saddler 0-1; Williams 0-1; Toerper 0-1; Caragein 0-1; Sunseri 0-1; Nix 0-1; Malecki 0-1; Reed 0-1. Notre Dame-Bruton 9-7; McCarthy, K. 7-8; Crum 3-6; Williams, I. 5-1; Smith, H. 4-1; Smith, B. 3-2; Neal 2-2; Kuntz 0-4; McNeil 3-0; Lambert 1-2; SMITH, S. 1-1; Fleming 1-1; Blanton 0-2; Herring 1-0; Richardson 1-0; Quinn 1-0; Gordon 0-1; Johnson 0-1; Anello 0-1.

**Boston College 17, Notre Dame 0  
Chestnut Hill, Mass. (Alumni Stadium)  
Nov. 8, 2008**

**NOTRE DAME, Ind. (AP)** - Paul Anderson intercepted Jimmy Clausen twice, running one back 76 yards for a touchdown on Saturday night, as Boston College beat Notre Dame 17-0 and extended its winning streak against the Fighting Irish to six in a row.

With the victory, BC (6-3) pulled even in the all-time series between the nation's only catholic schools playing top-tier football - a tally that was unthinkable only a decade ago, when Notre Dame had won eight of 10 matchups and had 11 consensus national championships to one for Boston College.

Clausen completed 26-of-46 passes for 226 yards for the Irish (5-4). But he also had four interceptions, one returned for a score and two others to kill drives after Notre Dame ventured deep into BC territory.

It was the first shutout for either team in the series that began in 1975 and was dominated by the Irish for the first two decades. Notre Dame has dropped BC from its schedule after two more years.

And just in time.

Montel Harris carried 23 times for 120 yards for the Eagles, who posted their third shutout of the season to snap a two-game losing streak and qualify for a bowl game for the 10th year in a row. Chris Crane completed just 9-of-22 passes for 79 yards, but the BC defense held Notre Dame to 66 yards rushing while collecting five turnovers to go with a blocked punt.

Steve Aponavicius, the walk-on placekicker who was the feel good story for BC last season, missed his first field goal attempt but made his second to give the Eagles a 3-0 lead in the first. It stayed that way until Clausen overthrew his receiver over the middle midway through the second and Anderson gathered it in, then let his blockers clear a path to the end zone.

BC made it 17-0 when Golden Tate fumbled a punt and Brad Newman fell on it at the Irish 48 yard-line. Crane brought BC to the 9 before hitting Brandon Robinson for a touchdown with 10:27 to play in the third quarter.

Ifeanyi Momah blocked a punt and Codi Boek fell on it at the Irish 31 yard-line, but Aponavicius, who missed two field goals in a six-point loss to Clemson last week, missed from 32 yards.

Clausen brought Notre Dame to the BC 24 in the final three minutes before he was picked off by Donnie Fletcher, and the Eagles ran out the clock.

**Scoring  
Summary**

	<b>1</b>	<b>2</b>	<b>3</b>	<b>4</b>	<b>F</b>
Notre Dame	0	0	0	0	- 0
Boston College	3	7	7	0	- 17

**First Quarter**

1:46 BC Aponavicius 27 yd field goal, 14-73 6:01

**Second Quarter**

6:19 BC Anderson 76 yd interception return

**Third Quarter**

10:27 BC Robinson 9 yd pass from Crane (Aponavicius kick), 7-48 3:07

**Team Statistics**

	<b>ND</b>	<b>BC</b>
FIRST DOWNS	16	13
RUSHES-YARDS (NET)	21-66	41-167
PASSING YDS (NET)	226	79
Passes Att-Comp-Int	46-26-4	22-9-0
TOTAL OFFENSE PLAYS-YARDS	67-292	63-246
Fumble Returns-Yards	0-0	0-0
Punt Returns-Yards	3-44	3-36
Kickoff Returns-Yards	4-89	1-14
Interception Returns-Yards	0-0	4-76
Punts (Number-Avg)	7-31.3	8-40.6
Fumbles-Lost	2-1	0-0
Penalties-Yards	6-58	9-90
Possession Time	27:53	32:07
Third-Down Conversions	5 of 15	3 of 14
Fourth-Down Conversions	0 of 2	0 of 0
Red-Zone Scores-Chances	0-0	2-4
Sacks By: Number-Yards	1-3	1-12

**INDIVIDUAL LEADERS**

RUSHING: Notre Dame-Allen 6-24; Clausen 6-19; Hughes 3-18; Aldridge 5-3; Schwapp 1-2. Boston College-Harris 23-120; Crane 9-40; Haden 6-12; Team 3-minus 5.

PASSING: Clausen 26-46-4-226. Boston College-Crane 9-22-0-79.


RECEIVING: Notre Dame-Allen 9-47; Tate 6-66; Floyd 5-69; Rudolph 4-29; Schwapp 1-10; Kamara 1-5. Boston College-Gunnell 4-34; Robinson 2-26; Purvis 2-13; Jarvis 1-6.

INTERCEPTIONS: Notre Dame-None. Boston College-Anderson 2-76; Fletcher 1-0; Rollins 1-0.

FUMBLES: Notre Dame-Tate 1-1; Allen 1-0. Boston College-None.

SACKS (UA-A): Notre Dame-Rudolph 1-0. Boston College-Ramella 1-0.

TACKLES (UA-A): Notre Dame-Smith, H. 7-2; Smith, B. 8-0; McCarthy, K. 5-3; Kuntz 3-2; Richardson 3-0; Brown, S. 2-1; Bruton 2-1; Lambert 2-0; McNeil 2-0; Johnson 1-1, Fleming 1-0; Neal 1-0; Ryan 1-0; Nwankwo 1-0; Brown, J. 1-0; Williams, I. 1-0; Gordon 1-0; Maust 1-0. Boston College-Herzlich 10-1; McLaughlin 7-2; Davis 6-2; Francois 5-3; Fletcher 5-1; Ramella 2-1; Akins 2-0; Brace 2-0; Rollins 2-0; Raji 1-1; LeGrande 1-0; Scafe 1-0; Gause 1-0; Anderson 1-0; Robinson 0-1.



**34**  
**James Aldridge**  
**HB**  
**6-0, 225**  
**Jr.**  
**St. Louis, Mo.**

2008

**Boston College:** Carried the ball for three yards against the Eagles. **Pittsburgh:** Rushed the ball eight times for a total of 25 yards, with a long rush of nine yards. **Washington:** Set season-high in rushing yards with 84, while also catching his first pass of the season ... recorded first multi-touchdown game of his career. **North Carolina:** Scored the first touchdown of his Irish career from two yards out in the third quarter ... recorded 23 yards on four carries (5.8 avg.). **Stanford:** Rushed the ball five times on the day for nine yards. **Purdue:** Racked up 34 yards on eight carries, including current season-long run of 17 yards in victory over the Boilermakers. **Michigan State:** Appeared in second consecutive game, rushing for 13 yards on four carries. **Michigan:** Registered first game action of the 2008 season, recording 28 yards rushing on nine attempts. **San Diego State:** Did not see game action in the opening week of the season.

**CAREER STATISTICS**

Year	G-S	Rushing					Receiving				
		Att	Yds	Avg	TD	LG	Rec	Yds	Avg	TD	LG
2008	8-0	56	219	3.9	3	18	1	1	1.0	0	1
2007	11-5	121	463	3.8	0	43	5	30	6.0	0	11
2006	7-0	37	142	3.8	0	13	0	0	0.0	0	0
<b>Total</b>	<b>26-5</b>	<b>214</b>	<b>824</b>	<b>3.9</b>	<b>3</b>	<b>43</b>	<b>6</b>	<b>31</b>	<b>5.2</b>	<b>0</b>	<b>11</b>

**CAREER GAME-BY-GAME**

2008		Rushing					Receiving				
		Att	Yds	Avg	LG	TD	Rec	Yds	Avg	TD	LG
	SDSU (9.6)										DNP
	UM (9.13)	9	28	3.1	8	0	0	0	0.0	0	0
	at MSU (9.20)	4	13	3.2	9	0	0	0	0.0	0	0
	PUR (9.27)	8	34	4.2	17	0	0	0	0.0	0	0
	STAN (10.4)	5	9	1.8	6	0	0	0	0.0	0	0
	at UNC (10.11)	4	23	5.8	15	1	0	0	0.0	0	0
	at UW (10.25)	13	84	6.5	18	2	1	1	1.0	0	0
	PITT (11.1)	8	25	3.1	8	0	0	0	0.0	0	0
	at BC (11.8)	5	3	0.6	5	0	0	0	0.0	0	0
	vs. Navy (11.15)										
	SYR (11.22)										
	at USC (11.29)										

2007		Rushing					Receiving				
		Att	Yds	Avg	LG	TD	Rec	Yds	Avg	TD	LG
	GT (9.1)	6	19	3.2	7	0	0	0	0.0	0	0
	at PSU (9.8)	1	-3	-3.0	-3	0	0	0	0.0	0	0
	at UM (9.15)	10	51	5.1	11	0	0	0	0.0	0	0
	*MSU (9.22)	18	104	5.8	43	0	0	0	0.0	0	0
	*at PUR (9.29)	5	9	1.8	4	0	0	0	0.0	0	0
	*at UCLA (10.6)	22	52	2.4	9	0	3	18	6.0	0	11
	*BC (10.13)	5	17	3.4	7	0	1	5	5.0	0	5
	USC (10.20)										DNP
	Navy (11.3)	32	125	3.9	14	0	0	0	0.0	0	0
	*AF (11.10)	14	62	4.4	16	0	0	0	0.0	0	0
	Duke (11.17)	8	27	3.9	6	0	1	7	7.0	0	7
	at STAN (11.25)	0	0	0.0	0	0	0	0	0.0	0	0

2006		Rushing					Receiving				
		Att	Yds	Avg	LG	TD	Rec	Yds	Avg	TD	LG
	at GT (9.2)										DNP
	PSU (9.9)										DNP
	UM (9.16)										DNP
	at MSU (9.23)										DNP
	PUR (9.30)										DNP
	STAN (10.7)	4	25	6.3	11	0	0	0	0.0	0	0
	UCLA (10.21)										DNP
	vs. Navy (10.28)	12	29	2.4	7	0	0	0	0.0	0	0
	UNC (11.4)	8	45	5.6	13	0	0	0	0.0	0	0
	at AF (11.11)	5	27	5.4	9	0	0	0	0.0	0	0
	Army (11.18)	3	9	3.0	10	0	0	0	0.0	0	0
	at USC (11.25)	2	0	0.0	1	0	0	0	0.0	0	0
	LSU (1.3)	3	7	2.3	4	0	0	0	0.0	0	0



**5**  
**Armando Allen**  
**HB**  
**5-10, 195**  
**So.**  
**Opa Locka, Fla.**

2008

**Boston College:** Set career high in receptions, hauling in nine passes ... recorded 71 all-purpose yards (24 rush, 47 receiving), with a long run of 12 yards. **Pittsburgh:** Rushed the ball a season-high 19 times on the day, gaining 73 yards ... also recorded three catches totaling 13 yards. **Washington:** Rushed for 62 yards on 15 carries (4.1 per rush). **North Carolina:** Collected 130 all-purpose yards on the day (60 rush, 47 rcv., 23 KR), marking the third straight game eclipsing the 100-yard mark in a game. **Stanford:** Started second consecutive game for the Irish, recording 153 all-purpose yards (33 rush, 66 receiving, 54 in kick returns) on the day ... also recorded career-bests in pass receptions (7), longest catch (21 yards) and recorded his first multi-touchdown game. **Purdue:** Had a career day against the Boilermakers, registering 247 all-purpose yards (134 rush, 9 receiving, 105 kick return), including his first touchdown as a member of the Irish in the third quarter. Eclipsed the 100-yard rush mark for the first time in his Irish career, as well as getting his current career long run of 21 yards. **Michigan State:** Registered 198 all-purpose yards, including the longest kick return of career for 53 yards (longest kick return since 2002) against the Spartans. **Michigan:** Saw limited playing time, registering one punt return for nine yards and carrying the ball twice for four yards. **San Diego State:** Recorded 158 all-purpose yards in the season opener, including 64 yards rushing and 18 yards receiving to go along with his career-long punt return of 22 yards in the second quarter.

**CAREER STATISTICS**

Year	G-S	Rushing					Receiving				
		Att	Yds	Avg	TD	LG	Rec	Yds	Avg	TD	LG
2008	9-6	101	457	4.5	2	21	35	220	6.3	1	21
2007	12-4	86	348	4.0	0	15	24	124	5.2	1	16
<b>Total</b>	<b>21-10</b>	<b>187</b>	<b>805</b>	<b>4.3</b>	<b>2</b>	<b>21</b>	<b>59</b>	<b>344</b>	<b>5.8</b>	<b>2</b>	<b>21</b>

Year	Ret	Kick Return			All-Purpose					
		Yds	Avg	TD	Rush	Rec	PR	KR	Avg/G	
2008	17	375	22.1	0	53	433	173	66	375	130.9
2007	33	704	21.3	0	38	348	124	0	704	98.0
<b>Total</b>	<b>50</b>	<b>1079</b>	<b>21.6</b>	<b>0</b>	<b>53</b>	<b>781</b>	<b>297</b>	<b>66</b>	<b>1079</b>	<b>111.2</b>

**CAREER GAME-BY-GAME**

2008		Rushing					Receiving				
		Att	Yds	Avg	LG	TD	Rec	Yds	Avg	TD	LG
	*SDSU (9.6)	16	59	3.7	14	0	3	18	6.0	0	10
	UM (9.13)	2	4	2.0	2	0	0	0	0.0	0	0
	at MSU (9.20)	6	8	1.3	5	0	5	20	4.0	0	13
	*PUR (9.27)	17	134	7.9	21	1	1	9	9.0	0	9
	*STAN (10.4)	9	33	3.7	12	1	7	66	9.4	1	21
	at UNC (10.11)	11	60	5.5	16	0	7	47	6.7	0	14
	*at UW (10.25)	15	62	4.1	10	0	0	0	0.0	0	0
	*PITT (11.1)	19	73	3.8	15	0	3	13	4.3	0	7
	*at BC (11.8)	6	24	4.0	12	0	9	47	5.2	0	11
	vs. Navy (11.15)										
	SYR (11.22)										
	at USC (11.29)										

2008		Punt Returns					Kick Returns				
		Att	Yds	Avg	LG	TD	Att	Yds	Avg	LG	TD
	SDSU (9.6)	2	35	17.5	22	0	2	46	23.0	29	0
	UM (9.13)	1	9	9.9	9	0	1	0	0.0	0	0
	at MSU (9.20)	3	23	7.7	18	0	5	147	29.4	53	0
	PUR (9.27)	1	-1	-1.0	-1	0	4	105	26.3	36	0
	STAN (10.4)	0	0	0.0	0	0	3	54	18.0	24	0
	at UNC (10.11)										
	at UW (10.25)										
	PITT (11.1)										
	at BC (11.8)										
	vs. Navy (11.15)										
	SYR (11.22)										
	at USC (11.29)										

2007		Rushing					Receiving				
		Att	Yds	Avg	LG	TD	Rec	Yds	Avg	TD	LG
	GT (9.1)	3	25	8.3	11	0	1	1	1.0	0	1
	*at PSU (9.8)	8	11	1.4	4	0	6	38	6.3	0	15
	*at UM (9.15)	9	24	2.7	6	0	2	7	3.5	0	11









27

David Bruton

DS

6-2, 212

Sr.

Miami, Ohio

## 2008

**Boston College:** Made his 20th career start, and amassed three tackles (two solo; assist) and played a part in limiting the Eagles to just 76 yards passing. **Pittsburgh:** Had a huge day at the office in his 19th career start, registering a career-high 16 tackles (nine solo; seven assists), added an interception (third of the season) and a pass break-up. **Washington:** Recorded four tackles (all assists) and helped limit the Huskies offense to just 124 total yards ... the start was the 18th of his career. **North Carolina:** Led the team in tackles with eight (seven solo; assist) in the loss. **Stanford:** Recorded his 16th career start (eighth straight) and registered nine tackles (five solo; four assists) and an interception ... interception was the fifth of his career and also marked the fourth forced turnover of the season inside the Irish 20-yard line. **Purdue:** Made the 15th start of his career and brought down a team leading six tackles (4 solo; 2 assists) as well as a pass break-up. **Michigan State:** Talled a team-high 10 tackles (three solo, seven assists) and helped limit the passing attack of the Spartans in the loss. **Michigan:** In his 13th career start, tied a career high in tackles with 15 (10 solo, five assists), had 1.5 tackles for loss, a quarterback hurry, forced a fumble and intercepted a pass in the red zone ... has now forced three turnovers this season inside the Irish 10-yard line. **San Diego State:** Made five tackles (all solo), broke up a pass, forced and recovered a fumble in the win ... the 2008 season opener marked his 12th career start for the Irish.

## CAREER STATISTICS

Year	G-S	Tackles					Fumbles				
		TT	UT	AT	TFL	Scks	FF	FR	PBU	INT	
2008	9-9	76	45	31	1.5-5	0.0-0	2	1-0	2	3-39	
2007	12-11	85	55	30	4.5-16	1.0-10	1	1-0	2	3-20	
2006	12-0	18	12	6	1.0-1	0.0-0	0	0-0	0	0-0	
2005	11-0	14	10	4	0.0-0	0.0-0	0	0-0	1	0-0	
<b>Total</b>	<b>44-20</b>	<b>181</b>	<b>122</b>	<b>67</b>	<b>7.0-22</b>	<b>1.0-10</b>	<b>3</b>	<b>2-0</b>	<b>5</b>	<b>6-59</b>	

## CAREER GAME-BY-GAME

2008	TT	UT	AT	TFL	Scks	FF	FR	PBU	INT
*SDSU (9.6)	5	5	0	0.5-0	0.0-0	1	1-0	1	0-0
*UM (9.13)	15	10	5	1.5-5	0.0-0	1	0-0	0	1-39
*at MSU (9.20)	10	3	7	0.0-0	0.0-0	0	0-0	0	0-0
*PUR (9.27)	6	4	2	0.0-0	0.0-0	0	0-0	1	0-0
*STAN (10.4)	9	5	4	0.0-0	0.0-0	0	0-0	0	1-0
*at UNC (10.11)	8	7	1	0.0-0	0.0-0	0	0-0	0	0-0
*at UW (10.25)	4	0	4	0.0-0	0.0-0	0	0-0	0	0-0
*PITT (11.1)	16	9	7	0.0-0	0.0-0	0	0-0	0	1
*at BC (11.8)	3	2	1	0.0-0	0.0-0	0	0-0	0	0-0

vs. Navy (11.15)

SYR (11.22)

at USC (11.29)

2007	TT	UT	AT	TFL	Scks	FF	FR	PBU	INT
*GT (9.1)	9	6	3	2.0-11	1.0-10	0	0-0	0	0-0
*at PSU (9.8)	2	1	1	0.0-0	0.0-0	0	0-0	0	0-0
*at UM (9.15)	9	5	4	1.0-1	0.0-0	0	0-0	0	0-0
*MSU (9.22)	15	8	7	0.0-0	0.0-0	0	0-0	0	1-0
*at PUR (9.29)	3	3	0	0.0-0	0.0-0	0	0-0	0	0-0
*at UCLA (10.6)	4	4	0	0.0-0	0.0-0	0	0-0	0	1-17
*BC (10.13)	6	6	0	0.0-0	0.0-0	0	0-0	0	0-0
*USC (10.20)	5	2	3	0.0-0	0.0-0	1	0-0	1	0-0
Navy (11.3)	4	2	2	0.5-2	0.0-0	0	0-0	0	0-0
*AF (11.10)	13	7	6	0.0-0	0.0-0	0	0-0	0	0-0
*Duke (11.17)	6	3	3	0.0-0	0.0-0	0	1-0	1	0-0
*at STAN (11.25)	9	8	1	1.0-2	0.0-0	0	0-0	0	1-3

2006	TT	UT	AT	TFL	Scks	FF	FR	PBU	INT
at GT (9.2)					DNP				
PSU (9.9)	0	0	0	0.0-0	0.0-0	0	0-0	0	0-0
UM (9.16)	2	1	1	0.0-0	0.0-0	0	0-0	0	0-0
at MSU (9.23)	0	0	0	0.0-0	0.0-0	0	0-0	0	0-0
PUR (9.30)	1	1	0	0.0-0	0.0-0	0	0-0	0	0-0
STAN (10.7)	3	1	2	0.0-0	0.0-0	0	0-0	0	0-0
UCLA (10.21)	1	1	0	0.0-0	0.0-0	0	0-0	0	0-0
vs. Navy (10.28)	0	0	0	0.0-0	0.0-0	0	0-0	0	0-0
UNC (11.4)	0	0	0	0.0-0	0.0-0	0	0-0	0	0-0
at AF (11.11)	0	0	0	0.0-0	0.0-0	0	0-0	0	0-0
Army (11.18)	5	3	2	1.0-1	0.0-0	0	0-0	0	0-0

at USC (11.25)	2	1	1	0.0-0	0.0-0	0	0-0	0	0-0
LSU (1.3)	4	4	0	0.0-0	0.0-0	0	0-0	0	0-0

2005	TT	UT	AT	TFL	Scks	FF	FR	PBU	INT
at Pitt (9.3)	0	0	0	0.0-0	0.0-0	0	0-0	0	0-0
at UM (9.10)	1	1	0	0.0-0	0.0-0	0	0-0	0	0-0
MSU (9.17)	0	0	0	0.0-0	0.0-0	0	0-0	0	0-0
at WU (9.24)	1	1	0	0.0-0	0.0-0	0	0-0	0	0-0
at PUR (10.1)	5	5	0	0.0-0	0.0-0	0	0-0	0	0-0
USC (10.15)				DNP					
BYU (10.22)	0	0	0	0.0-0	0.0-0	0	0-0	0	0-0
UT (11.5)	2	1	1	0.0-0	0.0-0	0	0-0	0	0-0
Navy (11.12)	2	1	1	0.0-0	0.0-0	0	0-0	0	0-0
*Cuse (11.19)	0	0	0	0.0-0	0.0-0	0	0-0	0	0-0
at STAN (11.26)	2	1	1	0.0-0	0.0-0	0	0-0	0	0-0
OSU (1.2)	1	0	1	0.0-0	0.0-0	0	0-0	0	0-0



39

Ryan Burkhart

PK

5-11, 190

Jr.

Wakarusa, Ind.

## 2008

**Boston College:** Recorded a kickoff for 67 yards. **Pittsburgh:** Registered five kicks on the day for 300 yards (60.0 avg.) and also tallied his first touchback of the season. **Washington:** Kicked off seven times for 431 yards (61.6 avg.) in the win over the Huskies. **North Carolina:** Booted five kickoffs for a total of 276 yards (55.2 avg.) against the Tar Heels. **Stanford:** Continued steady play on kickoffs, racking up five kickoffs for 312 yards (62.4 per kick). **Purdue:** Recorded a season high seven kickoffs that averaged 64.9 yards a kick. **Michigan State:** Recorded two kickoffs averaging 60.0 yards per kick against the Spartans. **Michigan:** Recorded six kickoffs that averaged 61.0 yards, but also had one sail out of bounds. **San Diego State:** Recorded four kickoffs that averaged 60.5 yards.

## CAREER STATISTICS

Year	G-S	Field Goals			XP	Pct	Kickoffs				
		M-A	Pct	LG			Att	Yds	Avg	TB	OB
2008	9-0	0-0	.000	0	0-0	.000	42	2568	61.1	1	1
2007				DNP							
2006	9-0	0-0	.000	0	0-0	.000	45	2670	59.3	8	0
<b>Total</b>	<b>18-0</b>	<b>0-0</b>	<b>.000</b>	<b>0</b>	<b>0-0</b>	<b>.000</b>	<b>87</b>	<b>5238</b>	<b>60.2</b>	<b>9</b>	<b>1</b>

## CAREER GAME-BY-GAME

2008	Att	Yds	TB	OB	Avg
SDSU (9.6)	4	242	0	0	60.5
UM (9.13)	6	366	0	1	61.0
at MSU (9.20)	2	120	0	0	60.0
PUR (9.27)	7	454	0	0	64.9
STAN (10.4)	5	312	0	0	62.4
at UNC (10.11)	5	276	0	0	55.2
at UW (10.25)	7	431	0	0	61.6
PITT (11.1)	5	300	1	0	60.0
at BC (11.8)	1	67	0	0	67.0

vs. Navy (11.15)


SYR (11.22)

at USC (11.29)

2006	Att	Yds	TB	OB	Avg
at GT (9.2)			DNP		
PSU (9.9)			DNP		
UM (9.16)			DNP		
at MSU (9.23)			DNP		
PUR (9.30)	5	294	0	0	58.8
STAN (10.7)	5	304	2	0	60.8
UCLA (10.21)	4	252	0	0	63.0
vs. Navy (10.28)	7	395	2	0	56.4
UNC (11.4)	8	462	1	0	57.8
at AF (11.11)	7	440	2	0	62.9
Army (11.18)	6	338	1	0	56.3
at USC (11.25)			DNP		
LSU (1.3)	3	185	0	0	61.7



7 Jimmy Clausen QB 6-3, 217 So. Westlake Village, Calif.



40 Maurice Crum Jr. ILB 6-0, 235 Sr. Riverview, Fla.

2008

Boston College: Threw the ball 46 times, completing 26 of them for 226 yards, failing to record a touchdown pass for the first time on the season. Pittsburgh: Completed 23-of-44 passes (52.3%) on the day piling up 271 yards and three touchdowns without registering an interception. Washington: Passed for 201 yards, including connecting on one touchdown pass taking his season total to 15. North Carolina: Set a career-high in passing yards (383) for the third consecutive week ... also set career-highs in completions (31) and attempts (48) for the second consecutive week ... added two touchdown passes, improving his total to 14 in 2008. Stanford: Had best game to date in his Irish career, setting career marks in completions (29) and passing yards (347) ... threw three touchdowns in a game for the second consecutive week (fifth time of career) in completing 29-40 passes (72.5%) against the Boilermakers, topping his previous high of 246 vs. Air Force (Nov. 10, 2007), while also throwing for three touchdowns. Has now thrown at least one touchdown pass in four consecutive games. Michigan State: Set career highs in pass attempts (41) and completions (24) while throwing for 242 yards (second highest of career) and a touchdown in the loss to the Spartans. Michigan: Completed 10-of-21 passes for 147 yards and two touchdowns, including a 48-yard touchdown strike to Golden Tate and a 60-yard connection to Tate again later in the game, his career long completion. San Diego State: Went 21-of-34 (61.8%) passing for 237 yards and three touchdowns, which went to three different receivers (Tate, David Grimes, Michael Floyd) in Notre Dame's opening game victory.

CAREER STATISTICS

Table with 2 columns: Passing and Rushing. Rows include Year, G-S, Com, Att, INT, Pct, Yds, TD, Att, Yds, Avg, TD.

CAREER GAME-BY-GAME

Table with 2 columns: Passing and Rushing. Rows include 2008 games with columns: Com, Att, Pct, Yds, LG, TD, INT, Att, Yds, LG, TD.

Table with 2 columns: Passing and Rushing. Rows include 2007 games with columns: Com, Att, Pct, Yds, LG, TD, INT, Att, Yds, LG, TD.

2008

Boston College: Did not start or make a tackle, marking first time in career did not make a tackle (45 games). Pittsburgh: Tallied nine tackles (three solo; six assists) as well as a tackle for loss. Washington: Failed to make his 44th consecutive and career start at ILB ... recorded six tackles (three solo; three assist). North Carolina: Continued his games started streak, pushing the number to 43 straight, while also amassing five tackles (four solo; assist), a pass break up and two quarterback hurries. Stanford: Made his 42 career start and tallied four tackles (three solo; assist) in the win over the Cardinal ... the 42 consecutive starts is the longest streak on the team and the seventh longest active streak among current NCAA FBS players. Purdue: Made his 41st straight start at ILB and made a team high six tackles (solo; 5 assists) while helping the Irish to their third win of the season. Michigan State: Making his 40th start of his career, Crum made eight tackles (four solo, four assists) in the first loss for the Irish in 2008. Michigan: In his 39th straight start, registered five tackles (three solo, two assists) while also recording a half-tackle for loss. San Diego State: Recorded six tackles on the dry (three solo, three assists) and earned his first sack of the season (sixth of career) ... also recorded a quarterback hurry in his 38th start for the Irish.

CAREER STATISTICS

Table with 2 columns: Tackles and Fumbles. Rows include Year, G-S, TT, UT, AT, TFL, Scks, FF, FR, PBU, INT.

CAREER GAME-BY-GAME

Table with 2 columns: Tackles and Fumbles. Rows include 2008 and 2007 games with columns: TT, UT, AT, TFL, Scks, FF, FR, PBU, INT.

*LSU (1.3)	8	5	3	0.0-0	0.0-0	0	0-0	0	0-0
2005	TT	UT	AT	TFL	Scks	FF	FR	PBU	INT
*at Pitt (9.3)	5	2	3	0.0-0	0.0-0	0	0-0	0	0-0
*at UM (9.10)	5	4	1	0.0-0	0.0-0	1	0-0	0	0-0
*MSU (9.17)	7	4	3	0.0-0	0.0-0	0	0-0	0	0-0
*at WU (9.24)	2	1	1	0.0-0	0.0-0	0	0-0	0	0-0
*at PUR (10.1)	2	1	1	0.0-0	0.0-0	0	0-0	0	0-0
*USC (10.15)	4	0	4	0.0-0	0.0-0	0	0-0	0	0-0
*BYU (10.22)	5	4	1	0.0-0	0.0-0	0	0-0	0	0-0
*UT (11.5)	5	4	1	3.0-5	0.0-0	0	0-0	1	0-0
*Navy (11.12)	7	2	5	0.0-0	0.0-0	0	0-0	0	0-0
*Cuse (11.19)	2	2	0	0.0-0	0.0-0	0	0-0	0	0-0
*at STAN (11.26)	7	6	1	0.0-0	0.0-0	0	0-0	0	0-0
*OSU (1.2)	7	2	5	0.0-0	0.0-0	0	0-0	0	0-0



45

Darius Fleming

OLB

6-1, 236

Fr.

Chicago Ill.

2008


**Boston College:** Registered a tackle (solo) in his second career start while also helping hold the Eagles to under 250-yards on offense. **Pittsburgh:** Continued to see an increased roll in the linebacker rotation, racking up two tackles (solo; assist). **Washington:** Registered his first career start and made two tackles (both solo) and helped hold the Huskies rushing attack to just 1.1-yards per carry. **North Carolina:** Recorded a tackle (solo) in the linebacker rotation against the Tar Heels. **Stanford:** Saw increased action in the linebacker rotation and racked up three tackles (two solo; assist) and also recorded his first career sack in the win. **Purdue:** Continued to see considerable time in the linebacker rotation and on special teams, notching two tackles (both assists) on the day. **Michigan State:** Saw considerable time on special teams, registering a tackle (assist) in the loss to the Spartans. **Michigan:** Recorded four tackles (solo, three assists) in special teams action and reserve roll on defense. **San Diego State:** Saw his first action of career and notched his first tackle (solo) of the season and career in season opening win.

CAREER STATISTICS

Year	G-S	Tackles			Fumbles					
		TT	UT	AT	TFL	Scks	FF	FR	PBU	INT
2008	9-2	17	9	8	1.0-12	1.0-12	0	0-0	0	0-0
Total	9-2	17	9	8	1.0-12	1.0-12	0	0-0	0	0-0

CAREER GAME-BY-GAME

2008	TT	UT	AT	TFL	Scks	FF	FR	PBU	INT
SDSU (9.6)	1	1	0	0.0-0	0.0-0	0	0-0	0	0-0
UM (9.13)	4	1	3	0.0-0	0.0-0	0	0-0	0	0-0
at MSU (9.20)	1	0	1	0.0-0	0.0-0	0	0-0	0	0-0
PUR (9.27)	2	0	2	0.0-0	0.0-0	0	0-0	0	0-0
STAN (10.4)	3	2	1	1.0-12	1.0-12	0	0-0	0	0-0
at UNC (10.11)	1	1	0	0.0-0	0.0-0	0	0-0	0	0-0
*at UW (10.25)	2	2	0	0.0-0	0.0-0	0	0-0	0	0-0
PITT (11.1)	2	1	1	0.0-0	0.0-0	0	0-0	0	0-0
at BC (11.8)	1	1	0	0.0-0	0.0-0	0	0-0	0	0-0
vs. Navy (11.15)									
SYR (11.22)									
at USC (11.29)									



3

Michael Floyd

WR

6-3, 215

Fr.

Saint Paul, Minn.

2008

**Boston College:** Caught five balls good for 69 yards against the Eagles secondary ... set a freshman season receiving yards record. **Pittsburgh:** Set the Irish freshman record for receptions in a season (41), hauling in 10 catches for 100 yards and two touchdowns ... the ten receptions is the most in a single game as a member of the Irish. **Washington:** Went over the 100-yard mark (107) receiving for the third time on the season, as well as hauling in his fifth touchdown reception of the campaign. **North Carolina:** Recorded fifth consecutive start of the season, bringing in six catches for 93 yards and a touchdown (his second consecutive game with a TD). **Stanford:** Became the first freshman since Joe Howard in 1981 to record consecutive games of 100+ yards receiving ... set his career high in reception yards (115) and recorded his third touchdown on the season. **Purdue:** Continues to see expanded playing time. Recorded 6 catches for 100 yards on the day, including a 38 yarder, the longest of his Irish career to date. The 100 yard performance also sets his career high to this point. **Michigan State:** Had breakout game against the Spartans, recording career highs in catches (7), yards (86) and longest catch (26 yards) while hauling in second touchdown of the season ... seven receptions the most ever for Notre Dame freshman. **Michigan:** Continues impressive freshman season, recording the first start of his short career, hauling in two passes for 9 yards. **San Diego State:** Registered one catch for 22 yards and a touchdown. His first career reception and a touchdown on the same play (a 22-yard reception late in the first half) made him the first freshman to ever record a touchdown reception in a season opener. Floyd is also the first freshman to ever score Notre Dame's first points to open a season by touchdown.

CAREER STATISTICS

Year	G-S	Receiving				
		Rec	Yds	Avg	TD	LG
2008	9-8	46	702	15.3	7	51
Total	9-8	46	702	15.3	7	51

CAREER GAME-BY-GAME

2008	Receiving				
	Rec	Yds	Avg	TD	LG
SDSU (9.6)	1	22	22.0	1	22
*UM (9.13)	2	10	5.0	0	9
*at MSU (9.20)	7	86	12.3	1	26
*PUR (9.27)	6	100	16.7	0	38
*STAN (10.4)	5	115	23.0	1	48
*at UNC (10.11)	6	93	15.5	1	32
*at UW (10.25)	4	107	26.8	1	51
*PITT (11.1)	10	100	10.0	2	18
*at BC (11.8)	5	69	13.8	0	32
vs. Navy (11.15)					
SYR (11.22)					
at USC (11.29)					



**4**  
**Gary Gray**  
**CB**  
**5-11, 188**  
**Sr.**  
**Columbia, S.C.**

2008

**Boston College:** Saw action in the defensive backfield rotation and helped limit the Eagles passing attack to just 79 yards passing. **Pittsburgh:** Did not see game action. **Washington:** Saw action in passing situations and helped limit the Huskies passing attack to just 44% completion percentage (11-25) and only 98 yards. **North Carolina:** Did not see game action due to injury. **Stanford:** Saw action in the defensive backfield rotation, registering a tackle (solo) in the win over the Cardinal. **Purdue:** Tied a career-high with four tackles and also added his first career pass breakup. **Michigan State:** Saw a considerable amount of action in the defensive backfield rotation and recorded a career high four tackles (all solo) in the loss to the Spartans ... the tackles were the first of his career. **Michigan:** Registered his first career interception and returned it 41 yards in the week two win. **San Diego State:** Did not see any game action.

**CAREER STATISTICS**

Year	G-S	Tackles			TFL	Scks	Fumbles			PBU	INT
		TT	UT	AT			FF	FR			
2008	5-0	9	9	0	0.0-0	0.0-0	0	0-0	1	1-41	
<b>Total</b>	<b>5-0</b>	<b>9</b>	<b>9</b>	<b>0</b>	<b>0.0-0</b>	<b>0.0-0</b>	<b>0</b>	<b>0-0</b>	<b>1</b>	<b>1-41</b>	

**CAREER GAME-BY-GAME**

2008	TT	UT	AT	TFL	Scks	FF	FR	PBU	INT
SDSU (9.6)					DNP				
UM (9.13)	0	0	0	0.0-0	0.0-0	0	0-0	0	1-41
at MSU (9.20)	4	4	0	0.0-0	0.0-0	0	0-0	0	0-0
PUR (9.27)	4	4	0	0.0-0	0.0-0	0	0-0	1	0-0
STAN (10.4)	1	1	0	0.0-0	0.0-0	0	0-0	0	0-0
at UNC (10.11)					DNP				
at UW (10.25)	0	0	0	0.0-0	0.0-0	0	0-0	0	0-0
PITT (11.1)					DNP				
at BC (11.8)	0	0	0	0.0-0	0.0-0	0	0-0	0	0-0
vs. Navy (11.15)									
SYR (11.22)									
at USC (11.29)									



**11**  
**David Grimes**  
**WR**  
**5-10, 177**  
**Sr.**  
**Detroit, Mich.**

2008

**Boston College:** Saw time in the Irish wide receiving rotation against the Eagles. **Pittsburgh:** Returned to the Irish receiving rotation after missing Washington game due to injury. **Washington:** Did not play due to minor back injury. **North Carolina:** Started third consecutive game for the Irish, recording four catches for 19 yards on the day. **Stanford:** Continues to be a good weapon at slot receiver, registering seven catches for 60 yards on the day, including a long of 23. **Purdue:** Returned to the field, recording the 18th start of his career. Hauled in 4 catches for a season high 65 yards and a touchdown, the second of the season. **Michigan State:** Did not see game action against the Spartans while dealing with back injury. **Michigan:** Registered one catch for 3 yards (6th consecutive game with a catch) in limited playing time. **San Diego State:** Making the 17th start of his career, Grimes tallied five catches for 35 yards and a touchdown ... the receiving touchdown was the fifth of his career.

**CAREER STATISTICS**

Year	G-S	Receiving					Rushing				
		Rec	Yds	Avg	TD	LG	Att	Yds	Avg	TD	LG
2008	7-4	21	182	8.7	2	30	0	0	0.0	0	0
2007	10-8	27	224	8.3	2	25	0	0	0.0	0	0
2006	12-7	26	336	12.9	2	36	1	2	2.0	1	2
2005	12-1	2	19	9.5	0	11	2	8	4.0	0	8
<b>Total</b>	<b>40-20</b>	<b>76</b>	<b>761</b>	<b>10.0</b>	<b>6</b>	<b>36</b>	<b>3</b>	<b>10</b>	<b>3.3</b>	<b>1</b>	<b>8</b>

**CAREER STATISTICS**

Year	Kick Returns					Punt Returns				
	Ret	Yds	Avg	TD	LG	Ret	Yds	Avg	TD	LG
2008	0	0	0.0	0	0	0	0	0.0	0	0
2007	0	0	0.0	0	0	0	0	0.0	0	0
2006	21	514	24.5	0	50	0	0	0.0	0	0
2005	15	338	22.5	0	40	1	17	17.0	0	17
<b>Total</b>	<b>36</b>	<b>852</b>	<b>23.7</b>	<b>0</b>	<b>50</b>	<b>1</b>	<b>17</b>	<b>17.0</b>	<b>0</b>	<b>17</b>


**CAREER GAME-BY-GAME**

2008	Receiving				
	Rec	Yds	Avg	TD	LG
*SDSU (9.6)	5	35	7.0	1	14
UM (9.13)	1	3	3.0	0	3
at MSU (9.20)					DNP
*PUR (9.27)	4	65	16.3	1	30
*STAN (10.4)	7	60	8.6	0	23
*at UNC (10.11)	4	19	4.8	0	6
at UW (10.25)					DNP
PITT (11.1)	0	0	0.0	0	0
at BC (11.8)	0	0	0.0	0	0
vs. Navy (11.15)					
SYR (11.22)					
at USC (11.29)					

2007	Receiving					Kick Returns				
	Rec	Yds	Avg	TD	LG	Ret	Yds	Avg	TD	LG
*GT (9.1)	1	4	4.0	0	4					
*at PSU (9.8)	5	45	9.0	0	14					
*at UM (9.15)	3	10	3.3	0	8					
*MSU (9.22)	3	24	8.0	0	9					
*at PUR (9.29)	3	34	11.3	0	17					
at UCLA (10.6)					DNP					
BC (10.13)					DNP					
USC (10.20)	0	0	0.0	0	0					
Navy (11.3)	2	4	2.0	0	0					
*AF (11.10)	6	67	11.2	1	21					
*Duke (11.17)	2	26	13.0	1	25					
*at STAN (11.25)	2	10	5.0	0	14					

2006	Receiving					Kick Returns				
	Rec	Yds	Avg	TD	LG	Ret	Yds	Avg	TD	LG
at GT (9.2)	0	0	0.0	0	0	1	46	46.0	0	46
PSU (9.9)	0	0	0.0	0	0	0	0	0.0	0	0
UM (9.16)	4	48	12.0	0	20	6	145	24.2	0	27
at MSU (9.23)	0	0	0.0	0	0	1	28	28.0	0	28





18

**Duval Kamara**  
WR  
6-5, 219  
So.  
Hoboken, N.J.

2008

**Boston College:** Hauled in one catch for five yards. **Pittsburgh:** Recorded sixth start of the season, bringing in two catches for 21 yards against the Panthers. **Washington:** Started for the second consecutive contest, hauling in two catches for 22 yards. **North Carolina:** Found his way back into the starting lineup, setting season highs in receptions (five) and receiving yards (58). **Stanford:** Saw limited playing time but did record a catch for two yards. **Purdue:** Hauled in one catch for five yards in limited time against the Boilermakers. **Michigan State:** Failed to record a catch against the Spartans. **Michigan:** Registered second start of the season (7th of career), hauling in first touchdown of the 2008 season (5th of career) with his 10-yard reception early in the first quarter. **San Diego State:** Had one catch for 28 yards in his sixth career start ... the 28-yard reception was the second longest of his career (35-yard reception against Stanford in 2007) ... also recorded a tackle in the season opening win.


CAREER STATISTICS

Year	G-S	Receiving				
		Rec	Yds	Avg	TD	LG
2008	9-7	14	151	10.8	1	28
2007	11-5	32	357	11.2	4	35
<b>Total</b>	<b>20-12</b>	<b>46</b>	<b>508</b>	<b>11.0</b>	<b>5</b>	<b>35</b>

CAREER GAME-BY-GAME

2008	Receiving					
	Rec	Yds	Avg	TD	LG	
*SDSU (9.6)	1	28	28.0	0	28	
*UM (9.13)	1	10	10.0	1	10	
*at MSU (9.20)	0	0	0.0	0	0	
PUR (9.27)	1	5	5.0	0	5	
STAN (10.4)	1	2	2.0	0	2	
*at UNC (10.11)	5	58	11.6	0	16	
*at UW (10.25)	2	22	11.0	0	12	
*PITT (11.1)	2	21	10.5	0	20	
*at BC (11.8)	1	5	5.0	0	5	
vs. Navy (11.15)						
SYR (11.22)						
at USC (11.29)						

2007	Receiving					
	Rec	Yds	Avg	TD	LG	
GT (9.1)	2	19	9.5	0	11	
at PSU (9.8)	1	6	6.0	0	6	
at UM (9.15)	1	14	14.0	0	14	
MSU (9.22)	1	9	9.0	0	9	
at PUR (9.29)	6	68	11.3	1	15	
at UCLA (10.6)	2	20	10.0	0	15	
*BC (10.13)	2	19	9.5	0	13	
*USC (10.20)	4	33	8.3	0	11	
*Navy (11.3)	5	44	8.8	2	21	
AF (11.10)			DNP			
*Duke (11.17)	2	32	16.0	1	25	
*at STAN (11.25)	6	93	15.5	0	35	



96

**Pat Kuntz**  
NT  
6-3, 283  
Sr.  
Indianapolis, Ind.

2008

**Boston College:** Continued his stout play in the middle, racking up five tackles (three solo; two assist) in the loss to the Eagles ... the start was his 19th of his career. **Pittsburgh:** Made his 18th career start, amassing four tackles (all assists) and helped limit the Panthers to just 71 net yards in the first half. **Washington:** Registered his 17th career start and helped limit the Huskies offense to 124 total yards on 48 plays (2.6 yards per play). **North Carolina:** Made his 16th career start and registered three tackles (two solo; assist) and recorded a sack in the loss to the Tar Heels. **Stanford:** Had a huge day in his 15th career start, racking up three tackles (two solo; assist), two sacks and an interception ... the two sacks brings his career total to 2.5 and the interception was the second of his career. **Purdue:** Amassed a team high six tackles (3 solo; s assist) in the 14th start of his career in the win over the Boilers. **Michigan State:** Made 13th start of his career and racked up two tackles (one solo, one assist) in the loss to the Spartans. **Michigan:** Recorded three tackles (all solo) and a tackle for loss in his 12th career start. **San Diego State:** Made 11th start of his career in the season opening win and helped limit the Aztecs to 71 rushing yards on the day.

CAREER STATISTICS

Year	G-S	Tackles				Fumbles				
		TT	UT	AT	TFL	Scks	FF	FR	PBU	INT
2008	9-9	26	14	12	4.0-26	3.0-24	0	1-0	1	1-0
2007	10-10	42	19	23	2.5-3	0.0-0	0	0-0	9	0-0
2006	12-0	7	5	2	0.5-3	0.5-3	0	1-0	0	0-0
2005	8-0	4	1	3	0.0-0	0.0-0	0	0-0	0	0-0
<b>Total</b>	<b>39-19</b>	<b>79</b>	<b>39</b>	<b>40</b>	<b>7.0-32</b>	<b>3.5-27</b>	<b>0</b>	<b>2-0</b>	<b>10</b>	<b>1-0</b>

CAREER GAME-BY-GAME

2008	TT	UT	AT	TFL	Scks	FF	FR	PBU	INT
*UM (9.13)	3	3	0	1.0-2	0.0-0	0	0-0	0	0-0
*at MSU (9.20)	2	1	1	0.0-0	0.0-0	0	0-0	0	0-0
*PUR (9.27)	6	3	3	0.0-0	0.0-0	0	0-0	0	0-0
*STAN (10.4)	3	2	1	2.0-16	2.0-16	0	1-0	1	1-0
*at UNC (10.11)	3	2	1	1.0-8	1.0-8	0	0-0	0	0-0
*at UW (10.25)	0	0	0	0.0-0	0.0-0	0	0-0	0	0-0
*PITT (11.1)	4	0	4	0.0-0	0.0-0	0	0-0	0	0-0
*at BC (11.8)	5	3	2	0.0-0	0.0-0	0	0-0	0	0-0
vs. Navy (11.15)									
SYR (11.22)									
at USC (11.29)									

2007	TT	UT	AT	TFL	Scks	FF	FR	PBU	INT
*at PSU (9.8)	8	3	5	0.5-1	0.0-0	0	0-0	0	0-0
*at UM (9.15)	6	3	3	0.0-0	0.0-0	0	0-0	1	0-0
*MSU (9.22)	3	0	3	0.0-0	0.0-0	0	0-0	1	1-0
*at PUR (9.29)	2	1	1	0.0-0	0.0-0	0	0-0	0	0-0
*at UCLA (10.6)	7	5	2	0.0-0	0.0-0	0	0-0	2	0-0
*BC (10.13)	5	2	3	0.0-0	0.0-0	0	0-0	1	0-0
*USC (10.20)	5	2	3	1.0-1	0.0-0	0	0-0	2	0-0
*Navy (11.3)	0	0	0	0.0-0	0.0-0	0	0-0	0	0-0
*AF (11.10)	4	2	2	1.0-1	0.0-0	0	0-0	0	0-0
Duke (11.17)					DNP				
at STAN (11.25)					DNP				



20

Terrail Lambert
DB
5-11, 195
Sr.
Oxnard, Calif.

2008

Boston College: Made his 31st career start and recorded two tackles (both solo) while helping hold down the Eagles passing attack to under 100 yards in the loss. Pittsburgh: Racked up three tackles (solo; two assists) on the day as well as a pass break-up ... the start was the 30th of his career. Washington: Amassed three tackles (two solo; assist) and held down the Huskies aerial attack to just 98 yards ... the start marked the 29th of his career. North Carolina: Made his 28th career start and recorded a tackle (assist) and broke up a pass against the Tar Heels. Stanford: Amassed four tackles (two solo; two assist) and helped limit the Cardinal passing attack to just 182 passing yards in his 27th career start. Purdue: Made the 26th start of his career and amassed four tackles (3 solo; assist) on the day and helped hold the Boilers to just nine completions in the second half (9-21). Michigan State: Registered eight tackles (two solo, six assists) in his 25th start of his career. Michigan: Made his 24th consecutive start at CB and recorded two tackles (both solo). San Diego State: Tallied six tackles (all solo) and broke up two passes in his 23rd career start for the Irish.

CAREER STATISTICS

Table with columns: Year, G-S, TT, UT, AT, TFL, Scks, FF, FR, PBU, INT. Row 1: 2008 9-9 33 20 13 0.0-0 0.0-0 0 0-0 4 0-0. Row 2: 2007 12-12 34 19 15 0.0-0 0.0-0 0 0-0 0 1-0. Row 3: 2006 13-10 40 30 10 1.5-9 0.5-6 1 1-0 1 3-27. Row 4: 2005 12-0 8 7 1 0.0-0 0.0-0 0 0-0 1 0-0. Row 5: Total 46-31 115 76 39 1.5-9 0.5-6 1 1-0 6 4-27.

CAREER GAME-BY-GAME

Table with columns: 2008, TT, UT, AT, TFL, Scks, FF, FR, PBU, INT. Rows include SDSU (9.6), UM (9.13), at MSU (9.20), PUR (9.27), STAN (10.4), at UNC (10.11), at UW (10.25), PITT (11.1), at BC (11.8), vs. Navy (11.15), SYR (11.22), at USC (11.29).

Table with columns: 2007, TT, UT, AT, TFL, Scks, FF, FR, PBU, INT. Rows include GT (9.1), at PSU (9.8), at UM (9.15), MSU (9.22), at PUR (9.29), at UCLA (10.6), BC (10.13), USC (10.20), Navy (11.3), AF (11.10), Duke (11.17), at STAN (11.25).

Table with columns: 2006, TT, UT, AT, TFL, Scks, FF, FR, PBU, INT. Rows include at GT (9.2), PSU (9.9), UM (9.16), at MSU (9.23), PUR (9.30), STAN (10.7), UCLA (10.21), vs. Navy (10.28), UNC (11.4), at AF (11.11), Army (11.18), at USC (11.25), LSU (1.3).



43

Eric Maust
P
6-2, 177
Jr.
Alpharetta, Ga.

CAREER

Filled in at punter during the 2007 season and averaged a team-high 42.1 yards on 21 punts, landing nine inside the 20 with only one touchback ... enters the 2008 season as the starting punter for the Irish ... also one of the top pitchers for Notre Dame's baseball team and recorded a 6-3 record last season ... enrolled in the Mendoza College of Business, majoring in finance, and owns a 3.153 GPA.

2008

Boston College: Recorded six punts for 219 yards (36.5 avg.) with his longest punt going for 42 yards. Pittsburgh: Had his first punt blocked, but racked up 152 yards on his last four punts of the day (38.0 avg.). Washington: Did not register a punt. North Carolina: Only punted once with a net of 35 yards. Stanford: Continues to be a special teams staple for the Irish, racking up 207 yards on five punts (41.4 avg.), two of which came to rest inside the 20-yard line. Purdue: Had another solid day, punting twice for 93 yards (46.5 average) with a long of 54 and having one downed inside the 20. Michigan State: Booted five punts for 204 yards (40.8 average) against the Spartans, getting two downed inside the 20. Michigan: Had a solid day punting the ball, booming six punts for 263 yards (43.8 average) with a long of 52 yards and two being downed inside the 20-yard line. San Diego State: Booted five punts on the day for 199 yards (39.8 per punt), two of which were downed inside the 20-yard line in the season opening win.

CAREER STATISTICS

Table with columns: Year, G-S, No, Yds, Avg, LG, TB, FC, I20, 50+, Blkd. Row 1: 2008 9-0 35 1354 38.7 54 1 4 9 5 2. Row 2: 2007 6-0 21 884 42.1 53 1 6 9 2 1. Row 3: Total 15-0 56 2238 40.0 54 2 10 18 7 3.


CAREER GAME-BY-GAME

Table with columns: 2008, No, Yds, Avg, LG, TB, FC, I20, 50+, BLK. Rows include SDSU (9.1), UM (9.8), at MSU (9.15), PUR (9.22), STAN (9.29), at UNC (10.6), at UW (10.13), PITT (10.20), at BC (11.3), vs. Navy (11.10), SYR (11.17), at USC (11.25).

Table with columns: 2007, No, Yds, Avg, LG, TB, FC, I20, 50+, BLK. Rows include GT (9.1), at PSU (9.8), at UM (9.15), MSU (9.22), at PUR (9.29), at UCLA (10.6), BC (10.13), USC (10.20), Navy (11.3), AF (11.10), Duke (11.17), at STAN (11.25).







56

**Kerry Neal**  
**OLB**  
**6-2, 246**  
**So.**  
**Bunn, N.C.**

2008

**Boston College:** Recorded a tackle (solo) and helped hold down the Eagles offense to the tune of 246 total yards on 63 plays (3.9 avg.). **Pittsburgh:** Made the start at OLB (10th career start) and racked up four tackles (two solo; two assists) as well as a sack in the loss. **Washington:** Made his fourth career start and recorded a tackle (solo). **Stanford:** Saw action in the linebacker rotation and registered a tackle (solo) and helped limit the Cardinal to just 29 rushing yards in the second half. **Purdue:** Made the start at OLB and tallied one tackle for a loss on the day. The start was the eighth of his career. **Michigan State:** Tallied a tackle (assist) on the day in a reserve roll in the first loss of the season. **Michigan:** Made his seventh career start and notched three tackles (solo, two assists) as well as a half-tackle for loss in the win. **San Diego State:** Made three tackles (solo, two assists), assisted on a tackle for loss and recorded his first career interception in the win ... the start for Neal was the sixth of his career.

CAREER STATISTICS

Year	G-S	Tackles			TFL	Fumbles			PBU	INT
		TT	UT	AT		Scks	FF	FR		
2008	8-5	15	8	7	3.0-12	1.0-8	0	0-0	0	1-2
2007	12-5	20	8	12	2.0-9	2.0-9	0	2-11	3	0-0
<b>Total</b>	<b>20-10</b>	<b>35</b>	<b>16</b>	<b>19</b>	<b>5.0-21</b>	<b>3.0-17</b>	<b>0</b>	<b>2-11</b>	<b>3</b>	<b>1-2</b>

CAREER GAME-BY-GAME

2008	TT	UT	AT	TFL	Scks	FF	FR	PBU	INT
*SDSU (9.6)	3	1	2	0.0-0	0.0-0	0	0-0	0	1-2
*UM (9.13)	3	1	2	0.5-1	0.0-0	0	0-0	0	0-0
at MSU (9.20)	1	0	1	0.0-0	0.0-0	0	0-0	0	0-0
*PUR (9.27)	1	1	0	1.0-2	0.0-0	0	0-0	0	0-0
STAN (10.4)	1	1	0	0.0-0	0.0-0	0	0-0	0	0-0
at UNC (10.11)	0	0	0	0.0-0	0.0-0	0	0-0	0	0-0
at UW (10.25)	1	1	0	0.0-0	0.0-0	0	0-0	0	0-0
*PITT (11.1)	4	2	2	1.0-8	1.0-8	0	0-0	0	0-0
at BC (11.8)	1	1	0	0.0-0	0.0-0	0	0-0	0	0-0
vs. Navy (11.15)									
SYR (11.22)									
at USC (11.29)									

2007	TT	UT	AT	TFL	Scks	FF	FR	PBU	INT
GT (9.1)	0	0	0	0.0-0	0.0-0	0	0-0	0	0
at PSU (9.8)	1	0	1	0.0-0	0.0-0	0	0-0	0	0
at UM (9.15)	0	0	0	0.0-0	0.0-0	0	0-0	1	0
MSU (9.22)	2	1	1	1.0-8	1.0-8	0	0-0	1	0
*at PUR (9.29)	0	0	0	0.0-0	0.0-0	0	0-0	0	0
*at UCLA (10.6)	3	3	0	0.0-0	0.0-0	0	1-11	0	0
*BC (10.13)	2	1	1	0.0-0	0.0-0	0	0-0	0	0
USC (10.20)	3	1	2	0.0-0	0.0-0	0	0-0	0	0
Navy (11.3)	0	0	0	0.0-0	0.0-0	0	0-0	0	0
AF (11.10)	3	0	3	0.0-0	0.0-0	0	1-0	0	0
*Duke (11.17)	3	1	2	0.0-0	0.0-0	0	0-0	0	0
*at STAN (11.25)	3	1	2	1.0-1	1.0-1	0	0-0	0	0



55

**Eric Olsen**  
**OG**  
**6-5, 303**  
**Jr.**  
**Staten Island, N.Y.**

2008

**Boston College:** Protected for a heavy Irish passing attack, as they aired it out 46 times and held Boston College to one sack. **Pittsburgh:** Helped pass protect for an Irish attack that piled up 271 yards through the air. **Washington:** Helped the Irish compile 252 rush yards. **North Carolina:** Helped protect for an Irish attack which put up 472 total yards on offense against the Tar Heels. **Stanford:** Helped protect for the Irish air attack which put up 347 yards on the day. **Purdue:** Played a key role in helping the Irish amass 476

yards of total offense (201 rush, 275 receiving) on the day against the Boilermakers. **Michigan State:** Helped protect for a strong passing performance against the Spartans. **Michigan:** Helped the Irish rushing attack eclipse the 100-yard mark (113) for the second consecutive week ... made second start at LG on the season. **San Diego State:** Made his seventh career start, first season opening start at LG ... helped open holes and halt the defensive pass rush to the tune of 122 rushing yards and not allowing any sacks in season opening win.

CAREER STATISTICS

Year	G-GS	Time
2008	9-9	237:14
2007	11-6	171:45
2006	8-0	20:45
<b>Total</b>	<b>28-15</b>	<b>429:44</b>



82

**Robby Parris**  
**WR**  
**6-3, 210**  
**Jr.**  
**Olmsted Falls, Ohio**

2008

**Boston College:** Did not see game action. **Pittsburgh:** Saw action in the receiving rotation against the Panthers. **Washington:** Returned to action for the Irish, hauling in three catches for 19 yards. **North Carolina:** Did not play against the Tar Heels. **Stanford:** Saw limited minutes against the Cardinal. **Purdue:** Did not see game action. **Michigan State:** Saw most extensive game action to date on the short season, recording four catches for 22 yards, both season highs. **Michigan:** Recorded his first game action and first catch of the season (30th of career). **San Diego State:** Did not see game action in the season opener.

CAREER STATISTICS

Year	G-S	Receiving				
		Rec	Yds	Avg	TD	LG
2008	5-0	8	41	5.1	0	12
2007	12-4	29	361	12.4	1	35
2006	6-0	1	7	7.0	0	7
<b>Total</b>	<b>23-4</b>	<b>38</b>	<b>409</b>	<b>10.8</b>	<b>1</b>	<b>35</b>

CAREER GAME-BY-GAME

2008	Receiving				
	Rec	Yds	Avg	TD	LG
SDSU (9.6)			DNP		
UM (9.13)	1	0	0.0	0	0
at MSU (9.20)	4	22	5.5	0	12
PUR (9.27)			DNP		
STAN (10.4)	0	0	0.0	0	0
at UNC (10.11)			DNP		
at UW (10.25)	3	19	6.3	0	11
PITT (11.1)	0	0	0.0	0	0
at BC (11.8)					
vs. Navy (11.15)					
SYR (11.22)					
at USC (11.29)					

2007	Receiving				
	Rec	Yds	Avg	TD	LG
GT (9.1)	3	30	10.0	0	12
at PSU (9.8)	1	35	35.0	0	35
*at UM (9.15)	1	7	7.0	0	7
MSU (9.22)	0	0	0.0	0	0
at PUR (9.29)	7	93	13.3	0	24
at UCLA (10.6)	3	13	4.3	0	8
*BC (10.13)	4	94	23.5	1	28
USC (10.20)	3	15	5.0	0	6
*Navy (11.3)	2	25	12.5	0	21
*AF (11.10)	5	49	9.8	0	26
Duke (11.17)	0	0	0.0	0	0
at STAN (11.25)	0	0	0.0	0	0



78

**Trevor Robinson**  
**OG**  
**6-5, 301**  
**Fr.**  
**Elkhorn, Neb.**

2008

**Boston College:** Protected for a heavy Irish passing attack, as they aired it out 46 times and held Boston College to one sack ... became the fourth freshmen to start a game for Notre Dame this season ... also became just the fifth freshman to start on the Irish offensive line at any point, joining an elite club that includes teammate Sam Young (the entire 2006 season), Ryan Harris (final eight games of 2003), Brad Williams (vs. Navy and Boston College in 1996) and Mike Rosenthal (vs. Ohio State, USC and Air Force in 1995).

**CAREER STATISTICS**

Year	G-S	Time
2008	7-1	89:43
<b>Total</b>	<b>7-1</b>	<b>89:43</b>



9

**Kyle Rudolph**  
**TE**  
**6-6, 252**  
**Fr.**  
**Cincinnati, Ohio**

2008


**Boston College:** Brought in four passes for 29 yards against the Eagles. **Pittsburgh:** Set new freshman record for catches by a tight end (16) in a single season hauled in two catches for 26 yards on the day, with a long of 21. **Washington:** Started his seventh consecutive contest at TE for the Irish. **North Carolina:** Recorded the sixth straight start to begin his Irish career ... brought down three catches for 30 yards with a long reception of 12 yards. **Stanford:** Recorded second consecutive week with a touchdown reception, to go along with setting career-highs in receptions (5) and yardage (70) against the Cardinal. **Purdue:** Set career-highs in receptions (3), receiving yards (32), longest catch (19), while also recording the first touchdown catch of career in win over the Boilermakers. **Michigan State:** Had best game of his short Irish career to date hauling in two catches for 29 yards, with a long of 18 against the Spartan secondary. **Michigan:** Notched the second start of career. **San Diego State:** Hauled in one catch for five yards in first start of career ... first freshman at Notre Dame to ever start at TE in a season opener.

**CAREER STATISTICS**

Year	G-S	Receiving				
		Rec	Yds	Avg	TD	LG
2008	9-9	20	221	11.1	2	24
<b>Total</b>	<b>9-9</b>	<b>20</b>	<b>221</b>	<b>11.1</b>	<b>2</b>	<b>24</b>

**CAREER GAME-BY-GAME**

2008	Receiving				
	Rec	Yds	Avg	TD	LG
*SDSU (9.6)	1	5	5.0	0	5
*UM (9.13)	0	0	0.0	0	0
*at MSU (9.20)	2	29	14.5	0	18
*PUR (9.27)	3	32	10.7	1	19
*STAN (10.4)	5	70	14.0	1	24
*at UNC (10.11)	3	30	10.0	0	12
*at UW (10.25)	0	0	0.0	0	0
*PITT (11.1)	2	26	13.0	0	21
*at BC (11.8)	4	29	7.3	0	8
vs. Navy (11.15)					
SYR (11.22)					
at USC (11.29)					



90

**John Ryan**  
**OLB**  
**6-5, 264**  
**Jr.**  
**Westlake, Ohio**

2008

**Boston College:** Recorded one tackle (solo), his first since Stanford back on 10/4. **Pittsburgh:** Registered a tackle (solo) in the defensive rotation and helped hold the Eagles to under 250 yards of total offense. Saw action in the linebacker rotation and helped limit the Panthers to just 2.8-yards per carry in the first half. **Washington:** Did not see game action. **North Carolina:** Saw action in the defensive line rotation and helped limit the Tar Heels to 3.8 yards a carry in the loss. **Stanford:** Made fourth of the season and registered two tackles (both assists) and helped limit the Cardinal rushing attack to just a shade over two yards per carry in the second half. **Purdue:** Saw considerable amount of action in the linebacker rotation, registering a tackle (assist) and a quarterback hurry in the win over the Boilers. **Michigan State:** Tallied a tackle (assist) and a fumble recovery in the first loss of the season ... start was his third of the season and the 13th of his career. **Michigan:** Made his 12th career start and assisted on a tackle in the win. **San Diego State:** Tallied a tackle (solo), two pass break-ups and a quarterback hurry in the win.

**CAREER STATISTICS**

Year	G-S	Tackles				Fumbles				
		TT	UT	AT	TFL	Scks	FF	FR	PBU	INT
2008	8-4	7	2	5	0.0-0	0.0-0	0	1-0	2	0-0
2007	12-10	39	20	19	5.0-30	2.5-23	1	0-0	0	0-0
2006	10-0	4	2	2	1.0-2	0.0-0	0	0-0	0	0-0
<b>Total</b>	<b>30-14</b>	<b>50</b>	<b>24</b>	<b>26</b>	<b>6.0-32</b>	<b>2.5-23</b>	<b>1</b>	<b>1-0</b>	<b>2</b>	<b>0-0</b>

**CAREER GAME-BY-GAME**

2008	TT	UT	AT	TFL	Scks	FF	FR	PBU	INT
*SDSU (9.6)	1	1	0	0.0-0	0.0-0	0	0-0	2	0-0
*UM (9.13)	1	0	1	0.0-0	0.0-0	0	0-0	0	0-0
*at MSU (9.20)	1	0	1	0.0-0	0.0-0	0	1-0	0	0-0
*PUR (9.27)	1	0	1	0.0-0	0.0-0	0	0-0	0	0-0
*STAN (10.4)	2	0	2	0.0-0	0.0-0	0	0-0	0	0-0
at UNC (10.11)	0	0	0	0.0-0	0.0-0	0	0-0	0	0-0
at UW (10.25)				DNP					
PITT (11.1)	0	0	0	0.0-0	0.0-0	0	0-0	0	0-0
at BC (11.8)	1	1	0	0.0-0	0.0-0	0	0-0	0	0-0
vs. Navy (11.15)									
SYR (11.22)									
at USC (11.29)									
2007	TT	UT	AT	TFL	Scks	FF	FR	PBU	INT
*GT (9.1)	3	2	1	0.0-0	0.0-0	0	0-0	0	0-0
*at PSU (9.8)	4	0	4	1.0-3	0.5-3	0	0-0	0	0-0
*at UM (9.15)	7	6	1	1.0-6	0.0-0	0	0-0	0	0-0
*MSU (9.22)	0	0	0	0.0-0	0.0-0	0	0-0	0	0-0
*at PUR (9.29)	6	6	0	2.0-12	1.0-11	0	0-0	0	0-0
*at UCLA (10.6)	2	1	1	1.0-9	1.0-9	1	0-0	0	0-0
*BC (10.13)	4	1	3	0.0-0	0.0-0	0	0-0	0	0-0
*USC (10.20)	4	2	2	0.0-0	0.0-0	0	0-0	0	0-0
*Navy (11.3)	0	0	0	0.0-0	0.0-0	0	0-0	0	0-0
*AF (11.10)	5	2	3	0.0-0	0.0-0	0	0-0	0	0-0
Duke (11.17)	1	0	1	0.0-0	0.0-0	0	0-0	0	0-0
at STAN (11.25)	3	0	3	0.0-0	0.0-0	0	0-0	0	0-0







49

**Toryan Smith**  
**ILB**  
**6-1, 244**  
**Jr.**  
**Rome, Ga.**

2008

**Boston College:** Saw action on special teams and in the defensive rotation and helped limit the Eagles to just 3.9 yards per play. **Pittsburgh:** Saw action on special teams and defense helping limit the Panthers to just 71 yards in the first half (2.9-yards per play). **Washington:** Saw action in the linebacker rotation and recorded a tackle (solo) and helped shut down the Huskies rushing attack to the tune of 26-yards on 23 carries. **North Carolina:** Saw action on special teams and in the linebacker rotation and registered a tackle (solo) in the loss. **Stanford:** Did not see game action. **Purdue:** Saw action in the defensive rotation and on special teams helping shut down the Boilers return game, holding them to just 14 yards a return on kickoffs. **Michigan State:** Did not see game action. **Michigan:** Saw game action but did not register a tackle. **San Diego State:** Did not see any playing time.


**CAREER STATISTICS**

Year	Tackles				TFL	Fumbles			PBU	INT
	G-S	TT	UT	AT		Scks	FF	FR		
2008	6-0	2	2	0	0.0-0	0.0-0	0	0-0	0	0-0
2007	11-2	14	5	9	0.5-1	0.0-0	0	0-0	0	0-0
2006	9-0	9	6	3	0.0-0	0.0-0	0	0-0	0	0-0
<b>Total</b>	<b>26-2</b>	<b>24</b>	<b>12</b>	<b>12</b>	<b>0.5-1</b>	<b>0.0-0</b>	<b>0</b>	<b>0-0</b>	<b>0</b>	<b>0-0</b>

**CAREER GAME-BY-GAME**

2008	TT	UT	AT	TFL	Scks	FF	FR	PBU	INT
SDSU (9.6)					DNP				
UM (9.13)	0	0	0	0.0-0	0.0-0	0	0-0	0	0-0
at MSU (9.20)					DNP				
PUR (9.27)	0	0	0	0.0-0	0.0-0	0	0-0	0	0-0
STAN (10.4)					DNP				
at UNC (10.11)	1	1	0	0.0-0	0.0-0	0	0-0	0	0-0
at UW (10.25)	1	1	0	0.0-0	0.0-0	0	0-0	0	0-0
PITT (11.1)	0	0	0	0.0-0	0.0-0	0	0-0	0	0-0
at BC (11.8)	0	0	0	0.0-0	0.0-0	0	0-0	0	0-0
vs. Navy (11.15)									
SYR (11.22)									
at USC (11.29)									

2007	TT	UT	AT	TFL	Scks	FF	FR	PBU	INT
GT (9.1)	1	0	1	0.0-0	0.0-0	0	0-0	0	0-0
*at PSU (9.8)	2	1	1	0.0-0	0.0-0	0	0-0	0	0-0
at UM (9.15)	0	0	0	0.0-0	0.0-0	0	0-0	0	0-0
MSU (9.22)	4	2	2	0.0-0	0.0-0	0	0-0	0	0-0
at PUR (9.29)	0	0	0	0.0-0	0.0-0	0	0-0	0	0-0
*at UCLA (10.6)	3	2	1	0.5-1	0.0-0	0	0-0	0	0-0
BC (10.13)	3	0	3	0.0-0	0.0-0	0	0-0	0	0-0
USC (10.20)	0	0	0	0.0-0	0.0-0	0	0-0	0	0-0
Navy (11.3)					DNP				
AF (11.10)	0	0	0	0.0-0	0.0-0	0	0-0	0	0-0
Duke (11.17)	0	0	0	0.0-0	0.0-0	0	0-0	0	0-0
at STAN (11.25)	1	0	1	0.0-0	0.0-0	0	0-0	0	0-0



59


**Chris Stewart**  
**OG**  
**6-5, 337**  
**Jr.**  
**Spring, Texas**

2008

**Boston College:** Did not play for the Irish as he recuperates from a knee injury. **Pittsburgh:** Helped the Irish offense continue to roll offensively, as they piled up 386 yards of offense against the Panthers. **Washington:** Started seventh straight game of the season at RG, helping the Irish amass 459 total offensive yards. **North Carolina:** Started at RG for sixth straight game of the season, helping block for an Irish attack which put up 383 yards through the air. **Stanford:** Provided great pass support, allowing the Irish aerial attack to compile 347 yards against the Cardinal secondary. **Purdue:** Was a spark plug for the Irish offensive line, allowing the Irish to rush for over 200 yards on the day against the Boilermakers. **Michigan State:** Made third consecutive start at right guard despite minor leg injury. **Michigan:** Started second consecutive game of season before leaving with a minor ankle injury in the second half. **San Diego State:** Earned his first career start against the Aztecs at RG ... helped the offense rush for 122 yards while allowing zero sacks in season opening win.

**CAREER STATISTICS**

Year	G-GS	Time
2008	8-8	215:46
2007	6-0	46:44
2006	DNP	
<b>Total</b>	<b>14-8</b>	<b>262:30</b>



23

**Golden Tate**  
**WR**  
**5-11, 195**  
**So.**  
**Hendersonville, Tenn.**

2008

**Boston College:** Had six catches for 66 yards ... also tallied 199 all-purpose yards (66 receiving, 89 KR and 44 PR) for the Irish ... recorded a career-high 42-yard punt return (the longest for Notre Dame this season). **Pittsburgh:** Recorded 201 all-purpose yards on the day (111 receiving, 91 KR and -1 PR), as well as hauling in his fifth receiving touchdown of the year and sixth touchdown of the season overall. **Washington:** Registered fifth touchdown of the season on a 21-yard end around ... recorded 11 yards rushing, 47 yards receiving and 14 punt return yards. **North Carolina:** Had most complete all-purpose day of Irish career totaling 213 all-purpose yards (121 rec., 92 ret.) ... his 121 yards receiving marks the second time on the season he has broken the 100-yard barrier ... hauled in his fourth touchdown catch of the season. **Stanford:** Recorded three catches for 30 yards as well as recording a kickoff return for 18 yards against the Cardinal. **Purdue:** Recorded first start of the season and third of his career. Caught his third touchdown pass on the season to go along with 5 catches for 64 yards on the day. **Michigan State:** Had another big day for the Irish recording 107 all-purpose yards (24 rush, 83 receiving) on the day against the Spartans. **Michigan:** Set new career-high for receiving yards in a game by hauling in four catches for 127 yards and a touchdown, including catches of 48 and 60 yards ... the 48-yard touchdown reception is the longest of career to date. **San Diego State:** Hauled in a career-high six catches for 93 yards and a touchdown (second of career) in season opener ... his six catches doubles his receptions for his career and his touchdown (38 yards) is the second longest TD catch of his career.

**CAREER STATISTICS**


Year	G-S	Receiving				TD	LG	Rushing			
		Rec	Yds	Avg	TD			Att	Yds	Avg	TD
2008	9-6	43	742	17.3	5	60	3	35	11.7	1	24
2007	12-2	6	131	21.8	1	43	1	4	4.0	0	4
<b>Total</b>	<b>21-8</b>	<b>49</b>	<b>873</b>	<b>17.8</b>	<b>6</b>	<b>60</b>	<b>4</b>	<b>39</b>	<b>9.8</b>	<b>1</b>	<b>24</b>

Year	Ret	Kick Return				TD	LG	All-Purpose			
		Yds	Avg	TD	LG			Rush	Rec	PR	KR
2008	18	376	20.9	0	29	35	742	57	376	134.4	
2007	15	326	21.7	0	40	4	134	0	326	38.7	
<b>Total</b>	<b>33</b>	<b>702</b>	<b>21.3</b>	<b>0</b>	<b>40</b>	<b>39</b>	<b>873</b>	<b>57</b>	<b>702</b>	<b>79.6</b>	

**CAREER GAME-BY-GAME**

2008	Receiving					Returns				
	Rec	Yds	Avg	TD	LG	Att	Yds	Avg	LG	TD
SDSU (9.6)	6	93	15.5	1	38	1	28	28.0	28	0
UM (9.13)	4	127	31.8	1	60	3	58	19.3	27	0
at MSU (9.20)	5	83	16.6	0	30	0	0	0.0	0	0
*PUR (9.27)	5	64	12.8	1	38	0	0	0.0	0	0
*STAN (10.4)	3	30	10.0	0	19	1	18	18.0	18	0
*at UNC (10.11)	5	121	24.2	1	47	4	92	23.0	29	0
*at UW (10.25)	3	47	15.7	0	33	3	14	4.7	10	0
*PITT (11.1)	6	111	18.5	1	47	6	90	15.0	27	0
*at BC (11.8)	6	66	11.0	0	18	7	133	19.0	42	0
vs. Navy (11.15)										
SYR (11.22)										
at USC (11.29)										

2007	Receiving					Returns				
	Rec	Yds	Avg	TD	LG	Att	Yds	Avg	LG	TD
GT (9.1)	0	0	0.0	0	0	1	20	20.0	20	0
at PSU (9.8)	0	0	0.0	0	0	1	34	34.0	34	0
at UM (9.15)	0	0	0.0	0	0	5	133	26.6	40	0
MSU (9.22)	0	0	0.0	0	0	3	62	20.7	27	0
at PUR (9.29)	3	104	34.7	1	43	1	14	14.0	14	0
*at UCLA (10.6)	1	0	0.0	0	0	0	0	0.0	0	0
BC (10.13)	0	0	0.0	0	0	1	18	18.0	18	0
*USC (10.20)	1	22	22.0	0	22	0	0	0.0	0	0
Navy (11.3)	0	0	0.0	0	0	1	16	16.0	16	0
AF (11.10)	0	0	0.0	0	0	0	0	0.0	0	0
Duke (11.17)	0	0	0.0	0	0	0	0	0.0	0	0
at STAN (11.25)	1	5	5.0	0	5	2	29	14.5	16	0



77

Michael Turkovich

OG

6-6, 305

Sr.

Bedford, Pa.

**2008**

**Boston College** Protected for a heavy Irish passing attack, as they aired it out 46 times and held Boston College to one sack. **Pittsburgh:** Started 20th consecutive game on the Irish offensive front, helping pave the way for 115 net yards rushing. **Washington:** Paved the way for a dominant rushing attack against the Huskies as the Irish piled up 252 net yards. **North Carolina:** Made sixth consecutive start at left tackle for the Irish, helping the Irish amass 472 total offensive yards on the day. **Stanford:** Helped protect for the Irish attack which produced 430 net yards on the day. **Purdue:** Tallied 16th consecutive start of his career, good for fourth longest active streak on the Irish. Helped the Irish passing game throw for 275 yards on the day. **Michigan State:** Registered 15th consecutive start on the offensive line for the Irish. **Michigan:** Continued steady play at the LT position, helping the Irish rushing attack gain 113 yards on the ground while also keeping the quarterback on his feet in another zero sack performance. **San Diego State:** Made his first career start at LT (13th career start; 12 previous at LG) in season opening win ... helped the offense rush for 122 yards while allowing zero sacks.

**CAREER STATISTICS**

Year	G-GS	Time
2008	9-9	261:12
2007	12-12	303:57
2006	9-0	23:03
2005	7-0	23:45
<b>Total</b>	<b>37-21</b>	<b>611:57</b>



14

Brandon Walker

PK

6-3, 202

So.

Findlay, Ohio

**2008**

**Boston College:** Did not register a kick. **Pittsburgh:** Had best day of career, staying perfect on extra point chances (3-3) and converting a gametying 48-yard field goal in the second overtime to extend the game (4-of-5 on the day). **Washington:** Went 3-for-3 on extra points and 2-for-2 on FGs including a 42-yarder in the win. **North Carolina:** Remained steady with extra points going 3-of-3 on the day and also converted a field goal of 42-yards in the loss. **Stanford:** Converted on 4-of-4 extra points on the day, while missing on two field goal attempts of 41 and 46 yards. **Purdue:** Stayed strong on the season with extra points going a perfect five-for-five and was one-for-two on FG attempts, converting a 41-yarder in the fourth quarter. **Michigan State:** Converted lone extra point chance, while missing from FGs 51 and 41 yards. **Michigan:** Went a perfect five-of-five in point after attempts, moving his career mark to 30-of-31. **San Diego State:** Went three-of-three on PATs ... missed wide right from 47 yards out (would have been the second longest FG of his career) in the first quarter, bringing his career field goal total to 6-of-13.

**CAREER STATISTICS**

Year	G-S	Field Goals			XP	Kickoffs				
		M-A	Pct	LG		Att	Yds	Avg	TB	
2008	8-0	8-15	.533	48	27-27	1,000	0	0	0	0
2007	11-0	6-12	.500	48	22-23	.957	13	733	56.4	0
<b>Total</b>	<b>19-0</b>	<b>14-27</b>	<b>.520</b>	<b>48</b>	<b>46-47</b>	<b>.978</b>	<b>13</b>	<b>733</b>	<b>56.4</b>	<b>0</b>

**CAREER GAME-BY-GAME**

2008	FGA	FGM	LG	XPA	XPM	Points
SDSU (9.1)	1	0	0	3	3	3
UM (9.8)	0	0	0	5	5	5
at MSU (9.15)	2	0	0	1	1	1
PUR (9.22)	2	1	41	5	5	8
STAN (9.29)	2	0	0	4	4	4
at UNC (10.6)	1	1	42	3	3	6
at UW (10.13)	2	2	42	3	3	9
PITT (10.20)	4	5	48	3	3	15
at BC (11.3)	0	0	0	0	0	0
vs. Navy (11.10)						
SYR (11.17)						
at USC (11.25)						

2007	FGA	FGM	LG	XPA	XPM	Points
GT (9.1)	1	1	24	0	0	3
at PSU (9.8)	1	1	22	1	1	4
at UM (9.15)	0	0	0	0	0	0
MSU (9.22)	0	0	0	2	2	2
at PUR (9.29)	0	1	0	0	1	0
at UCLA (10.6)	2	2	48	2	2	8
BC (10.13)	0	1	0	2	2	2
USC (10.20)	0	1	0	0	0	0
Navy (11.3)	1	2	26	5	5	8
AF (11.10)	1	1	28	3	3	6
Duke (11.17)	0	1	0	4	4	4
at STAN (11.25)	0	1	0	3	3	3





2007	TT	UT	AT	TFL	Scks	FF	FR	PBU	INT
GT (9.1)	3	2	1	0.0-0	0.0-0	0	0-0	0	0-0
at PSU (9.8)	3	1	2	0.5-1	0.0-0	0	0-0	0	0-0
at UM (9.15)	4	4	0	0.0-0	0.0-0	0	0-0	0	0-0
MSU (9.22)	4	1	3	0.0-0	0.0-0	0	0-0	0	0-0
at PUR (9.29)	1	0	1	0.0-0	0.0-0	0	0-0	0	0-0
at UCLA (10.6)	1	1	0	0.0-0	0.0-0	0	0-0	0	0-0
BC (10.13)	3	3	0	0.0-0	0.0-0	0	0-0	0	0-0
USC (10.20)	0	0	0	0.0-0	0.0-0	0	0-0	0	0-0
Navy (11.3)	11	2	9	0.0-0	0.0-0	0	0-0	0	0-0
AF (11.10)	6	2	4	1.0-2	0.0-0	0	0-0	0	0-0
*Duke (11.17)	3	0	3	0.0-0	0.0-0	0	0-0	0	0-0
*at STAN (11.25)	6	3	3	0.0-0	0.0-0	0	0-0	0	0-0



74

Sam Young

OT

6-8, 330

Jr.

Coral Springs, Fla.

2008

**Boston College:** Protected for a heavy Irish passing attack, as they aired it out 46 times and held Boston College to one sack. **Pittsburgh:** Started 33rd consecutive game since arriving at Notre Dame, helping the Irish amass 386 yards of total offense against the Panthers. **Washington:** Opened up holes all day long against the Huskies, helping the Irish compile 459 total offensive yards. **North Carolina:** Started 31st consecutive game for the Irish offensive line, helping the pass protect for the aerial barrage that saw the Irish amass 383 yards passing on the day. **Stanford:** Captained the offensive line, allowing for the Irish offense to pile up 430 yards of offense on the day. **Purdue:** Helped steady the offensive line, allowing the Irish offense to strike for 201 rushing yards and 275 yards through the air. **Michigan State:** Had solid day of pass protection helping the Irish pass for 242 yards on the day. **Michigan:** Continued consecutive games started streak, recording his 27th of career and helped pave the way for another 100-yard rushing performance (113 yards). **San Diego State:** Made his 26th consecutive and career start for Notre Dame (second longest active streak) while pacing the offensive line to help the Irish rush for 122 yards and allowing zero sacks in the season opening win.

CAREER STATISTICS

Year	G-GS	Time
2008	9-9	264:23
2007	12-12	310:08
2006	13-13	289:17
<b>Total</b>	<b>34-34</b>	<b>863:48</b>

**2008 Notre Dame Football**  
**Notre Dame Game Results (as of Nov 09, 2008)**  
**All games**

<b>Date</b>	<b>Opponent</b>		<b>Score</b>	<b>Overall</b>	<b>Conference</b>	<b>Time</b>	<b>Attend</b>
Sep 06, 2008	SAN DIEGO STATE	W	21-13	1-0	0-0	-	80795
Sep 13, 2008	MICHIGAN	W	35-17	2-0	0-0	3:03	80795
Sep 20, 2008	at Michigan State	L	7-23	2-1	0-0	3:13	76366
Sep 27, 2008	PURDUE	W	38-21	3-1	0-0	3:21	80795
Oct 04, 2008	STANFORD	W	28-21	4-1	0-0	3:23	80795
Oct 11, 2008	at #22 North Carolina	L	24-29	4-2	0-0	3:35	60500
Oct 25, 2008	at Washington	W	33-7	5-2	0-0	2:59	70437
Nov 01, 2008	PITTSBURGH	Lo	33-36	5-3	0-0	4:01	80795
Nov 08, 2008	at Boston College	L	0-17	5-4	0-0	3:05	44500

**2008 Notre Dame Football**  
**Notre Dame Overall Team Statistics (as of Nov 09, 2008)**  
**All games**

<b>Team Statistics</b>	<b>ND</b>	<b>OPP</b>
SCORING	219	184
Points Per Game	24.3	20.4
FIRST DOWNS	183	159
Rushing	62	65
Passing	99	82
Penalty	22	12
RUSHING YARDAGE	1040	1189
Yards gained rushing	1249	1412
Yards lost rushing	209	223
Rushing Attempts	296	297
Average Per Rush	3.5	4.0
Average Per Game	115.6	132.1
TDs Rushing	8	10
PASSING YARDAGE	2335	1733
Att-Comp-Int	337-199-13	305-160-10
Average Per Pass	6.9	5.7
Average Per Catch	11.7	10.8
Average Per Game	259.4	192.6
TDs Passing	18	9
TOTAL OFFENSE	3375	2922
Total Plays	633	602
Average Per Play	5.3	4.9
Average Per Game	375.0	324.7
KICK RETURNS: #-Yards	38-793	39-643
PUNT RETURNS: #-Yards	16-132	18-146
INT RETURNS: #-Yards	10-178	13-132
KICK RETURN AVERAGE	20.9	16.5
PUNT RETURN AVERAGE	8.2	8.1
INT RETURN AVERAGE	17.8	10.2
FUMBLES-LOST	16-7	11-7
PENALTIES-Yards	52-445	67-591
Average Per Game	49.4	65.7
PUNTS-Yards	36-1372	50-1912
Average Per Punt	38.1	38.2
Net punt average	33.5	34.4
TIME OF POSSESSION/Game	31:12	28:48
3RD-DOWN Conversions	50/129	42/124
3rd-Down Pct	39%	34%
4TH-DOWN Conversions	8/24	5/10
4th-Down Pct	33%	50%
SACKS BY-Yards	13-115	13-120
MISC YARDS	0	0
TOUCHDOWNS SCORED	28	21
FIELD GOALS-ATTEMPTS	8-15	13-18
ON-SIDE KICKS	0-0	0-0
RED-ZONE SCORES	21-32 66%	27-34 79%
RED-ZONE TOUCHDOWNS	17-32 53%	16-34 47%
PAT-ATTEMPTS	27-28 96%	19-20 95%
ATTENDANCE	403975	251803
Games/Avg Per Game	5/80795	4/62951
Neutral Site Games		0/0

<b>Score by Quarters</b>	<b>1st</b>	<b>2nd</b>	<b>3rd</b>	<b>4th</b>	<b>oT</b>	<b>Total</b>
Notre Dame	52	69	45	44	9	219
Opponents	26	51	43	52	12	184

**2008 Notre Dame Football**  
**Notre Dame Overall Individual Statistics (as of Nov 09, 2008)**  
**All games**

Rushing	gp	att	gain	loss	net	avg	td	lg	avg/g
ALLEN, Armando	9	101	481	24	457	4.5	2	21	50.8
HUGHES, Robert	9	77	268	12	256	3.3	2	18	28.4
ALDRIDGE, James	8	56	234	15	219	3.9	3	18	27.4
GRAY, Jonas	6	9	62	1	61	6.8	0	19	10.2
SMITH, Harrison	9	2	58	0	58	29.0	0	35	6.4
TATE, Golden	9	3	45	10	35	11.7	1	24	3.9
SCHWAPP, Asaph	9	1	2	0	2	2.0	0	2	0.2
SHARPLEY, Evan	1	1	1	0	1	1.0	0	1	1.0
MAUST, Eric	9	1	0	8	-8	-8.0	0	0	-0.9
TEAM	6	5	0	13	-13	-2.6	0	0	-2.2
CLAUSEN, Jimmy	9	40	98	126	-28	-0.7	0	10	-3.1
Total	9	296	1249	209	1040	3.5	8	35	115.6
Opponents	9	297	1412	223	1189	4.0	10	63	132.1

Passing	gp	effic	comp-att-int	pct	yds	td	lg	avg/g
CLAUSEN, Jimmy	9	127.47	198-335-13	59.1	2329	18	60	258.8
SHARPLEY, Evan	1	75.20	1-2-0	50.0	6	0	6	6.0
Total	9	127.16	199-337-13	59.1	2335	18	60	259.4
Opponents	9	103.37	160-305-10	52.5	1733	9	54	192.6

Receiving	gp	no.	yds	avg	td	lg	avg/g
FLOYD, Michael	9	46	702	15.3	7	51	78.0
TATE, Golden	9	43	742	17.3	5	60	82.4
ALLEN, Armando	9	35	220	6.3	1	21	24.4
GRIMES, David	7	21	182	8.7	2	30	26.0
RUDOLPH, Kyle	9	20	221	11.1	2	24	24.6
KAMARA, Duval	9	14	151	10.8	1	28	16.8
PARRIS, Robby	5	8	41	5.1	0	12	8.2
HUGHES, Robert	9	7	53	7.6	0	15	5.9
YEATMAN, Will	3	2	6	3.0	0	4	2.0
SCHWAPP, Asaph	9	1	10	10.0	0	10	1.1
WEST, George	5	1	6	6.0	0	6	1.2
ALDRIDGE, James	8	1	1	1.0	0	1	0.1
Total	9	199	2335	11.7	18	60	259.4
Opponents	9	160	1733	10.8	9	54	192.6

Punt Returns	no.	yds	avg	td	lg
ALLEN, Armando	7	66	9.4	0	22
TATE, Golden	7	57	8.1	0	42
WEST, George	1	3	3.0	0	3
SMITH, Scott	1	6	6.0	0	6
Total	16	132	8.2	0	42
Opponents	18	146	8.1	0	38

Interceptions	no.	yds	avg	td	lg
BRUTON, David	3	39	13.0	0	39
McNEIL, Raeshon	2	47	23.5	0	43
NEAL, Kerry	1	2	2.0	0	2
BLANTON, Robert	1	47	47.0	1	47
GRAY, Gary	1	41	41.0	0	41
KUNTZ, Pat	1	0	0.0	0	0
McCARTHY, Kyle	1	2	2.0	0	2
Total	10	178	17.8	1	47
Opponents	13	132	10.2	2	76

Kick Returns	no.	yds	avg	td	lg
TATE, Golden	18	376	20.9	0	29
ALLEN, Armando	17	375	22.1	0	53
GRAY, Jonas	2	9	4.5	0	5
WEST, George	1	33	33.0	0	33
Total	38	793	20.9	0	53
Opponents	39	643	16.5	0	27

Fumble Returns	no.	yds	avg	td	lg
KUNTZ, Pat	1	2	2.0	0	2
SMITH, Brian	1	35	35.0	1	35
Total	2	37	18.5	1	35
Opponents	0	0	0.0	0	0

**2008 Notre Dame Football**  
**Notre Dame Overall Individual Statistics (as of Nov 09, 2008)**  
**All games**

Scoring	td	fg	PAT				dpx	saf	pts
			kick	rush	rcv	pass			
WALKER, Brandon	-	8-15	27-27	-	-	-	-	-	51
FLOYD, Michael	7	-	-	-	-	-	-	-	42
TATE, Golden	6	-	-	-	-	-	-	-	36
ALLEN, Armando	3	-	-	-	-	-	-	-	18
ALDRIDGE, James	3	-	-	-	-	-	-	-	18
HUGHES, Robert	2	-	-	-	-	-	-	-	12
GRIMES, David	2	-	-	-	-	-	-	-	12
RUDOLPH, Kyle	2	-	-	-	-	-	-	-	12
BLANTON, Robert	1	-	-	-	-	-	-	-	6
SMITH, Brian	1	-	-	-	-	-	-	-	6
KAMARA, Duval	1	-	-	-	-	-	-	-	6
RUFFER	-	-	0-1	-	-	-	-	-	0
Total	28	8-15	27-28	-	-	-	-	-	219
Opponents	21	13-18	19-20	-	-	0-1	-	-	184

Total Offense	g	plays	rush	pass	total	avg/g
CLAUSEN, Jimmy	9	375	-28	2329	2301	255.7
ALLEN, Armando	9	101	457	0	457	50.8
HUGHES, Robert	9	77	256	0	256	28.4
ALDRIDGE, James	8	56	219	0	219	27.4
GRAY, Jonas	6	9	61	0	61	10.2
SMITH, Harrison	9	2	58	0	58	6.4
TATE, Golden	9	3	35	0	35	3.9
SHARPLEY, Evan	1	3	1	6	7	7.0
SCHWAPP, Asaph	9	1	2	0	2	0.2
MAUST, Eric	9	1	-8	0	-8	-0.9
TEAM	6	5	-13	0	-13	-2.2
Total	9	633	1040	2335	3375	375.0
Opponents	9	602	1189	1733	2922	324.7

Field Goals	fg	pct.	01-19	20-29	30-39	40-49	50-99	lg	blk
WALKER, Brandon	8-15	53.3	0-0	3-3	1-3	4-8	0-1	48	0

FG Sequence	Notre Dame	Opponents
San Diego State	47	-
Michigan	-	(23)
Michigan State	51,41	(45),(26),(23)
Purdue	31,(41)	28
Stanford	41,46	42
North Carolina	(42)	(41),(34),(42),52
Washington	(28),(42)	-
Pittsburgh	(39),(22),(26),(48),38	(35),(22),(32),(26),(22)
Boston College	-	34,(27),32

Punting	no.	yds	avg	lg	tb	fc	i20	50+	blk
MAUST, Eric	34	1372	40.4	54	1	8	11	5	2
TEAM	2	0	0.0	0	0	0	0	0	0
Total	36	1372	38.1	54	1	8	11	5	2
Opponents	50	1912	38.2	58	3	14	13	7	1

Kickoffs	no.	yds	avg	tb	ob	retn	net	ydln
BURKHART, Ryan	42	2568	61.1	1	1			
Total	42	2568	61.1	1	1	16.5	45.4	24
Opponents	39	2503	64.2	1	0	20.9	43.3	26

Numbers in (parentheses) indicate field goal was made.

**2008 Notre Dame Football**  
**Notre Dame Overall Individual Statistics (as of Nov 09, 2008)**  
**All games**

<u>All Purpose</u>	<u>g</u>	<u>rush</u>	<u>rcv</u>	<u>pr</u>	<u>kr</u>	<u>ir</u>	<u>total</u>	<u>avg/g</u>
TATE, Golden	9	35	742	57	376	0	1210	134.4
ALLEN, Armand	9	457	220	66	375	0	1118	124.2
FLOYD, Michael	9	0	702	0	0	0	702	78.0
HUGHES, Rober	9	256	53	0	0	0	309	34.3
RUDOLPH, Kyle	9	0	221	0	0	0	221	24.6
ALDRIDGE, Jam	8	219	1	0	0	0	220	27.5
GRIMES, David	7	0	182	0	0	0	182	26.0
KAMARA, Duval	9	0	151	0	0	0	151	16.8
GRAY, Jonas	6	61	0	0	9	0	70	11.7
SMITH, Harrison	9	58	0	0	0	0	58	6.4
BLANTON, Rob	8	0	0	0	0	47	47	5.9
McNEIL, Raesh	9	0	0	0	0	47	47	5.2
WEST, George	5	0	6	3	33	0	42	8.4
GRAY, Gary	6	0	0	0	0	41	41	6.8
PARRIS, Robby	5	0	41	0	0	0	41	8.2
BRUTON, David	9	0	0	0	0	39	39	4.3
SCHWAPP, Asa	9	2	10	0	0	0	12	1.3
YEATMAN, Will	3	0	6	0	0	0	6	2.0
SMITH, Scott	9	0	0	6	0	0	6	0.7
NEAL, Kerry	9	0	0	0	0	2	2	0.2
McCARTHY, Kyl	9	0	0	0	0	2	2	0.2
SHARPLEY, Ev	1	1	0	0	0	0	1	1.0
MAUST, Eric	9	-8	0	0	0	0	-8	-0.9
TEAM	6	-13	0	0	0	0	-13	-2.2
CLAUSEN, Jim	9	-28	0	0	0	0	-28	-3.1
Total	9	1040	2335	132	793	178	4478	497.6
Opponents	9	1189	1733	146	643	132	3843	427.0

**2008 Notre Dame Football**  
**Notre Dame Overall Defensive Statistics (as of Nov 09, 2008)**  
**All games**

#	Defensive Leaders	gp	Tackles			tfl/yds	Sacks	Pass defense			Fumbles		blkd	
			ua	a	tot		no-yds	int-yds	brup	qbh	rcv-yds	ff	kick	saf
28	McCARTHY, Kyle	9	49	35	84	3.5-12	.	1-2	.	.	.	.	.	.
27	BRUTON, David	9	45	31	76	1.5-5	.	3-39	3	1	1-0	2	.	.
58	SMITH, Brian	9	30	21	51	4.0-33	2.0-23	.	2	3	2-35	1	.	.
40	CRUM, Maurice	9	24	25	49	3.5-19	1.0-7	.	1	2	.	.	.	.
22	SMITH, Harrison	9	26	14	40	7.0-34	2.0-21	.	1	.	.	.	.	.
20	LAMBERT, Terrail	9	20	13	33	.	.	.	4	.	.	.	.	.
96	KUNTZ, Pat	9	14	12	26	4.0-26	3.0-24	1-0	1	.	1-2	.	.	.
8	McNEIL, Raeshon	9	18	7	25	.	.	2-47	8	.	.	.	.	.
95	WILLIAMS, Ian	9	12	10	22	2.0-5	.	.	.	.	.	.	.	.
31	BROWN, Sergio	9	11	7	18	2.0-15	1.0-12	.	5	2	1-0	.	.	.
45	FLEMING, Darius	9	9	8	17	1.0-8	1.0-8	.	.	.	.	.	.	.
37	ANELLO, Mike	9	12	5	17	.	.	.	1	.	1-0	1	.	.
12	BLANTON, Robert	8	12	5	17	1.0-1	.	1-47	2	.	.	.	.	.
56	NEAL, Kerry	9	9	7	16	3.0-12	1.0-8	1-2	1	1	.	.	.	.
94	BROWN, Justin	9	5	6	11	3.0-3	.	.	.	2	.	.	.	.
9A	JOHNSON, Ethan	9	2	8	10	2.0-8	0.5-4	.	2	2	.	.	.	.
4	GRAY, Gary	6	9	.	9	.	.	1-41	1	.	.	.	.	.
41	SMITH, Scott	9	7	2	9	.	.	.	.	.	.	.	.	.
53	RICHARDSON, Morric	8	6	3	9	0.5-5	0.5-5	.	.	.	.	.	.	.
6	HERRING, Ray	9	6	2	8	.	.	.	.	1	.	.	.	.
90	RYAN, John	8	2	5	7	.	.	.	2	2	1-0	.	.	.
24	GORDON, Leonard	9	3	2	5	.	.	.	.	.	.	.	.	.
48	QUINN, Steve	9	4	1	5	1.0-3	1.0-3	.	.	.	.	.	.	.
TM	TEAM	6	2	.	2	.	.	.	.	.	.	.	1	.
49	SMITH, Toryan	6	2	.	2	.	.	.	.	.	.	.	.	.
3	FLOYD, Michael	9	1	.	1	.	.	.	.	.	.	.	.	.
18	KAMARA, Duval	9	1	.	1	.	.	.	.	.	.	.	.	.
43	MAUST, Eric	9	1	.	1	.	.	.	.	.	.	.	.	.
4C	LEONIS, John	2	1	.	1	.	.	.	.	.	.	.	.	.
42	WASHINGTON, Kevin	2	.	1	1	.	.	.	.	.	.	.	.	.
91	NWANKWO, Emeka	4	1	.	1	.	.	.	.	.	.	.	.	.
93	MULLEN, Paddy	9	.	.	.	.	.	.	1	.	.	.	.	.
	Total	9	344	230	574	39-189	13-115	10-178	35	16	7-37	4	1	.
	Opponents	9	335	300	635	47-204	13-120	13-132	35	19	7-0	11	2	.

**The Automated ScoreBook**  
**Notre Dame Team Game-by-Game (as of Nov 10, 2008)**  
**All games**

TEAM STATISTICS

Date	Opponent	Rushing				Receiving				Passing				Kick Returns				Punt Returns				tot off
		no.	yds	td	lg	no.	yds	td	lg	cmp-att-int	yds	td	lg	no.	yds	td	lg	no.	yds	td	lg	
Sep 06	SAN DIEGO STATE	34	105	0	14	21	237	3	38	21-34-2	237	3	38	3	74	0	29	3	41	0	22	342
Sep 13	MICHIGAN	34	113	2	18	10	147	2	60	10-21-2	147	2	60	4	58	0	27	2	12	0	9	260
Sep 20	at Michigan State	22	16	0	24	24	242	1	30	24-41-2	242	1	30	5	147	0	53	3	23	0	18	258
Sep 27	PURDUE	40	201	1	21	20	275	3	38	20-35-0	275	3	38	4	105	0	36	1	-1	0	0	476
Oct 04	STANFORD	27	83	1	23	29	347	3	48	29-40-0	347	3	48	4	72	0	24	0	0	0	0	430
Oct 11	at North Carolina	30	89	1	16	31	383	2	47	31-48-2	383	2	47	7	120	0	29	0	0	0	0	472
Oct 25	at Washington	49	252	3	35	15	207	1	51	15-28-1	207	1	51	2	37	0	33	3	14	0	10	459
Nov 01	PITTSBURGH	39	115	0	15	23	271	3	47	23-44-0	271	3	47	5	91	0	27	1	-1	0	0	386
Nov 08	at Boston College	21	66	0	12	26	226	0	32	26-46-4	226	0	32	4	89	0	27	3	44	0	42	292
Opponents		296	1040	8	35	199	2335	18	60	199-337-13	2335	18	60	38	793	0	53	16	132	0	42	3375
		297	1189	10	63	160	1733	9	54	160-305-10	1733	9	54	39	643	0	27	18	146	0	38	2922

Games played: 9  
 Avg per rush: 3.5  
 Avg per catch: 11.7  
 Pass efficiency: 127.16  
 Kick ret avg: 20.9  
 Punt ret avg: 8.2  
 All purpose avg/game: 497.6  
 Total offense avg/gm: 375.0

Date	Opponent	Tackles				Sacks no-yds	Fumble		Pass Defense			Blkd kick	PAT Attempts				saf	pts	
		ua	a	total	tfl-yds		ff	fr-yds	int-yds	qbh	brup		kick	rush	rcv				
Sep 06	SAN DIEGO STATE	44	12	56	4.0-12	1.0-7	1	1-0	1-2	4	8	1	3-3	0	0	0	0	0	21
Sep 13	MICHIGAN	42	28	70	8.0-21	0.0-0	2	4-35	2-80	2	3	0	5-5	0	0	0	0	35	
Sep 20	at Michigan State	27	52	79	3.0-16	0.0-0	1	1-0	0-0	0	3	0	1-1	0	0	0	0	7	
Sep 27	PURDUE	34	30	64	1.0-2	0.0-0	0	0-0	1-47	2	5	0	5-5	0	0	0	0	38	
Oct 04	STANFORD	40	30	70	7.0-52	5.0-48	0	1-2	3-2	2	1	0	4-4	0	0	0	0	28	
Oct 11	at North Carolina	42	10	52	2.0-9	1.0-8	0	0-0	0-0	4	2	0	3-3	0	0	0	0	24	
Oct 25	at Washington	29	20	49	4.0-41	4.0-41	0	0-0	0-0	0	4	0	3-4	0	0	0	0	33	
Nov 01	PITTSBURGH	42	40	82	8.0-31	2.0-11	0	0-0	3-47	2	3	0	3-3	0	0	0	0	33	
Nov 08	at Boston College	43	10	53	2.0-5	0.0-0	0	0-0	0-0	0	6	0	0-0	0	0	0	0	0	
Opponents		343	232	575	39.0-189	13.0-115	4	7-37	10-178	16	35	1	27-28	0	0	0	0	219	
		335	300	635	47.0-204	13.0-120	11	7-0	13-132	19	35	2	19-20	0	0	0	0	184	

Date	Opponent	Punting										Field Goals			Kickoffs				
		no.	yds	avg	long	blkd	tb	fc	50+	i20	md-att	long	blkd	no.	yds	avg	tb	ob	
Sep 06	SAN DIEGO STATE	5	199	39.8	50	0	0	2	1	2	0-1	0	0	4	242	60.5	0	0	
Sep 13	MICHIGAN	6	263	43.8	52	0	1	0	2	2	0-0	0	0	6	366	61.0	0	1	
Sep 20	at Michigan State	5	204	40.8	46	0	0	2	0	2	0-2	0	0	2	120	60.0	0	0	
Sep 27	PURDUE	2	93	46.5	54	0	0	0	1	1	1-2	41	0	7	454	64.9	0	0	
Oct 04	STANFORD	5	207	41.4	50	0	0	0	1	2	0-2	0	0	5	312	62.4	0	0	
Oct 11	at North Carolina	1	35	35.0	35	0	0	0	0	0	1-1	42	0	5	276	55.2	0	0	
Oct 25	at Washington	0	0	0.0	0	0	0	0	0	0	2-2	42	0	7	431	61.6	0	0	
Nov 01	PITTSBURGH	5	152	30.4	48	1	0	0	0	1	4-5	48	0	5	300	60.0	1	0	
Nov 08	at Boston College	7	219	31.3	42	1	0	4	0	1	0-0	0	0	1	67	67.0	0	0	
Opponents		36	1372	38.1	54	2	1	8	5	11	8-15	48	0	42	2568	61.1	1	1	
		50	1912	38.2	58	1	3	14	7	13	13-18	45	0	39	2503	64.2	1	0	



**The Automated ScoreBook**  
**Notre Dame Opponent Game-by-Game (as of Nov 10, 2008)**  
**All games**

OPPONENT STATISTICS

Date	Opponent	Rushing				Receiving				Passing				Kick Returns				Punt Returns				tot off
		no.	yds	td	lg	no.	yds	td	lg	cmp-att-int	yds	td	lg	no.	yds	td	lg	no.	yds	td	lg	
Sep 06	SAN DIEGO STATE	15	71	1	17	29	274	1	43	29-59-1	274	1	43	4	50	0	14	3	5	0	3	345
Sep 13	MICHIGAN	42	159	1	29	19	229	1	45	19-28-2	229	1	45	5	57	0	18	2	-2	0	3	388
Sep 20	at Michigan State	43	203	2	63	12	143	0	28	12-26-0	143	0	28	2	47	0	25	1	10	0	10	346
Sep 27	PURDUE	17	103	1	33	29	359	2	54	29-55-1	359	2	54	7	97	0	27	1	9	0	9	462
Oct 04	STANFORD	37	161	1	27	18	182	2	27	18-28-3	182	2	27	5	111	0	26	4	46	0	38	343
Oct 11	at North Carolina	32	121	2	20	18	201	0	31	18-32-0	201	0	31	4	82	0	24	1	9	0	9	322
Oct 25	at Washington	23	26	0	8	11	98	1	21	11-25-0	98	1	21	7	111	0	23	0	0	0	0	124
Nov 01	PITTSBURGH	47	178	2	21	15	168	1	37	15-30-3	168	1	37	4	74	0	24	3	33	0	7	346
Nov 08	at Boston College	41	167	0	22	9	79	1	17	9-22-0	79	1	17	1	14	0	14	3	36	0	20	246
Notre Dame		297	1189	10	63	160	1733	9	54	160-305-10	1733	9	54	39	643	0	27	18	146	0	38	2922
		296	1040	8	35	199	2335	18	60	199-337-13	2335	18	60	38	793	0	53	16	132	0	42	3375

Games played: 9  
 Avg per rush: 4.0  
 Avg per catch: 10.8  
 Pass efficiency: 103.37  
 Kick ret avg: 16.5  
 Punt ret avg: 8.1  
 All purpose avg/game: 427.0  
 Total offense avg/gm: 324.7

Date	Opponent	Tackles				Sacks no-yds	Fumble		Pass Defense			Blkd kick	PAT Attempts			saf	pts	
		ua	a	total	tfl-yds		ff	fr-yds	int-yds	qbh	brup		kick	rush	rcv			
Sep 06	SAN DIEGO STATE	40	32	72	5.0-17	0.0-0	2	2-0	2-16	1	1	0	1-2	0	0	0	0	13
Sep 13	MICHIGAN	23	46	69	5.0-8	0.0-0	3	0-0	2-0	2	1	0	2-2	0	0	0	0	17
Sep 20	at Michigan State	33	30	63	9.0-41	3.0-34	1	1-0	2-0	2	6	0	2-2	0	0	0	0	23
Sep 27	PURDUE	28	52	80	3.0-11	1.0-8	0	0-0	0-0	2	4	0	3-3	0	0	0	0	21
Oct 04	STANFORD	31	40	71	7.0-26	1.0-12	0	0-0	0-0	4	2	0	3-3	0	0	0	0	21
Oct 11	at North Carolina	45	24	69	5.0-27	4.0-26	3	3-0	2-40	5	5	0	2-2	0	0	0	0	29
Oct 25	at Washington	52	20	72	4.0-33	2.0-22	0	0-0	1-0	0	3	0	1-1	0	0	0	0	7
Nov 01	PITTSBURGH	37	44	81	7.0-22	1.0-6	1	0-0	0-0	3	5	1	3-3	0	0	0	0	36
Nov 08	at Boston College	46	12	58	2.0-19	1.0-12	1	1-0	4-76	0	8	1	2-2	0	0	0	0	17
Notre Dame		335	300	635	47.0-204	13.0-120	11	7-0	13-132	19	35	2	19-20	0	0	0	0	184
		343	232	575	39.0-189	13.0-115	4	7-37	10-178	16	35	1	27-28	0	0	0	0	219

Date	Opponent	Punting								Field Goals			Kickoffs					
		no.	yds	avg	long	blkd	tb	fc	50+	i20	md-att	long	blkd	no.	yds	avg	tb	ob
Sep 06	SAN DIEGO STATE	9	272	30.2	39	1	1	1	0	0	0-0	0	0	3	192	64.0	0	0
Sep 13	MICHIGAN	4	211	52.8	58	0	0	0	4	3	1-1	23	0	4	233	58.2	0	0
Sep 20	at Michigan State	5	226	45.2	52	0	1	1	1	1	3-3	45	0	6	411	68.5	1	0
Sep 27	PURDUE	4	156	39.0	50	0	0	2	1	1	0-1	0	0	4	260	65.0	0	0
Oct 04	STANFORD	3	126	42.0	48	0	0	2	0	1	0-1	0	0	4	252	63.0	0	0
Oct 11	at North Carolina	4	152	38.0	43	0	0	1	0	3	3-4	42	0	7	424	60.6	0	0
Oct 25	at Washington	9	297	33.0	43	0	0	3	0	0	0-0	0	0	2	134	67.0	0	0
Nov 01	PITTSBURGH	4	147	36.8	46	0	0	2	0	2	5-5	35	0	5	333	66.6	0	0
Nov 08	at Boston College	8	325	40.6	50	0	1	2	1	2	1-3	27	0	4	264	66.0	0	0
Notre Dame		50	1912	38.2	58	1	3	14	7	13	13-18	45	0	39	2503	64.2	1	0
		36	1372	38.1	54	2	1	8	5	11	8-15	48	0	42	2568	61.1	1	1

**The Automated ScoreBook**  
**Notre Dame Game Superlatives (as of Nov 10, 2008)**  
**All games**

**INDIVIDUAL GAME HIGHS**

Rushes	19	HUGHES, Robert vs Michigan (Sep 13, 2008)
	19	ALLEN, Armando vs Pittsburgh (Nov 01, 2008)
Yards Rushing	134	ALLEN, Armando vs Purdue (Sep 27, 2008)
TD Rushes	2	HUGHES, Robert vs Michigan (Sep 13, 2008)
	2	ALDRIDGE, James at Washington (Oct 25, 2008)
Long Rush	35	SMITH, Harrison at Washington (Oct 25, 2008)
Pass attempts	48	CLAUSEN, Jimmy at North Carolina (Oct 11, 2008)
Pass completions	31	CLAUSEN, Jimmy at North Carolina (Oct 11, 2008)
Yards Passing	383	CLAUSEN, Jimmy at North Carolina (Oct 11, 2008)
TD Passes	3	CLAUSEN, Jimmy vs San Diego State (Sep 06, 2008)
	3	CLAUSEN, Jimmy vs Purdue (Sep 27, 2008)
	3	CLAUSEN, Jimmy vs Stanford (Oct 04, 2008)
	3	CLAUSEN, Jimmy vs Pittsburgh (Nov 01, 2008)
Long Pass	60	CLAUSEN, Jimmy vs Michigan (Sep 13, 2008)
Receptions	10	FLOYD, Michael vs Pittsburgh (Nov 01, 2008)
Yards Receiving	127	TATE, Golden vs Michigan (Sep 13, 2008)
TD Receptions	2	FLOYD, Michael vs Pittsburgh (Nov 01, 2008)
Long Reception	60	TATE, Golden vs Michigan (Sep 13, 2008)
Field Goals	4	WALKER, Brandon vs Pittsburgh (Nov 01, 2008)
Long Field Goal	48	WALKER, Brandon vs Pittsburgh (Nov 01, 2008)
Punts	6	MAUST, Eric vs Michigan (Sep 13, 2008)
	6	MAUST, Eric at Boston College (Nov 08, 2008)
Punting Avg	46.5	MAUST, Eric vs Purdue (Sep 27, 2008)
Long Punt	54	MAUST, Eric vs Purdue (Sep 27, 2008)
Long Punt Return	42	TATE, Golden at Boston College (Nov 08, 2008)
Long Kickoff Return	53	ALLEN, Armando at Michigan State (Sep 20, 2008)
Tackles	16	BRUTON, David vs Pittsburgh (Nov 01, 2008)
Sacks	2.0	KUNTZ, Pat vs Stanford (Oct 04, 2008)
	2.0	SMITH, Harrison at Washington (Oct 25, 2008)
Tackles For Loss	2.0	BROWN, Justin vs Michigan (Sep 13, 2008)
	2.0	KUNTZ, Pat vs Stanford (Oct 04, 2008)
	2.0	SMITH, Harrison at Washington (Oct 25, 2008)
	2.0	McCARTHY, Kyle vs Pittsburgh (Nov 01, 2008)
	2.0	WILLIAMS, Ian vs Pittsburgh (Nov 01, 2008)
Interceptions	2	McNEIL, Raeshon vs Pittsburgh (Nov 01, 2008)

**The Automated ScoreBook**  
**Notre Dame Game Superlatives (as of Nov 10, 2008)**  
**All games**

**TEAM GAME HIGHS**

Rushes	49	at Washington (Oct 25, 2008)
Yards Rushing	252	at Washington (Oct 25, 2008)
Yards Per Rush	5.1	at Washington (Oct 25, 2008)
TD Rushes	3	at Washington (Oct 25, 2008)
Pass attempts	48	at North Carolina (Oct 11, 2008)
Pass completions	31	at North Carolina (Oct 11, 2008)
Yards Passing	383	at North Carolina (Oct 11, 2008)
Yards Per Pass	8.7	vs Stanford (Oct 04, 2008)
TD Passes	3	vs San Diego State (Sep 06, 2008)
	3	vs Purdue (Sep 27, 2008)
	3	vs Stanford (Oct 04, 2008)
	3	vs Pittsburgh (Nov 01, 2008)
Total Plays	83	vs Pittsburgh (Nov 01, 2008)
Total Offense	476	vs Purdue (Sep 27, 2008)
Yards Per Play	6.4	vs Stanford (Oct 04, 2008)
Points	38	vs Purdue (Sep 27, 2008)
Sacks By	5	vs Stanford (Oct 04, 2008)
First Downs	27	at North Carolina (Oct 11, 2008)
Penalties	8	vs Stanford (Oct 04, 2008)
Penalty Yards	75	vs Stanford (Oct 04, 2008)
Turnovers	5	at North Carolina (Oct 11, 2008)
	5	at Boston College (Nov 08, 2008)
Interceptions By	3	vs Stanford (Oct 04, 2008)
	3	vs Pittsburgh (Nov 01, 2008)

**The Automated ScoreBook**  
**Notre Dame Game Superlatives (as of Nov 10, 2008)**  
**All games**

**OPPONENT INDIVIDUAL GAME HIGHS**

Rushes	39	Ringer, Javon, at Michigan State (Sep 20, 2008)
Yards Rushing	201	Ringer, Javon, at Michigan State (Sep 20, 2008)
TD Rushes	2	Ringer, Javon, at Michigan State (Sep 20, 2008)
Long Rush	63	Ringer, Javon, at Michigan State (Sep 20, 2008)
Pass attempts	59	LINDLEY, Ryan, vs San Diego State (Sep 06, 2008)
Pass completions	29	LINDLEY, Ryan, vs San Diego State (Sep 06, 2008)
	29	Painter,Curtis, vs Purdue (Sep 27, 2008)
Yards Passing	359	Painter,Curtis, vs Purdue (Sep 27, 2008)
TD Passes	2	Painter,Curtis, vs Purdue (Sep 27, 2008)
	2	Pritchard, Tavi, vs Stanford (Oct 04, 2008)
Long Pass	54	Painter,Curtis, vs Purdue (Sep 27, 2008)
Receptions	10	Tardy,Desmond, vs Purdue (Sep 27, 2008)
Yards Receiving	175	Tardy,Desmond, vs Purdue (Sep 27, 2008)
TD Receptions	1	MOUGEY, Darren, vs San Diego State (Sep 06, 2008)
	1	McGuffie, Sam, vs Michigan (Sep 13, 2008)
	1	Tardy,Desmond, vs Purdue (Sep 27, 2008)
	1	Valentin,Aaron, vs Purdue (Sep 27, 2008)
	1	Baldwin, Doug, vs Stanford (Oct 04, 2008)
	1	Dray, Jim, vs Stanford (Oct 04, 2008)
	1	Goodwin, D., at Washington (Oct 25, 2008)
	1	BALDWIN,J., vs Pittsburgh (Nov 01, 2008)
	1	Robinson, B, at Boston College (Nov 08, 2008)
Long Reception	54	Tardy,Desmond, vs Purdue (Sep 27, 2008)
Field Goals	5	LEE,Conor, vs Pittsburgh (Nov 01, 2008)
Long Field Goal	45	Swenson, Brett, at Michigan State (Sep 20, 2008)
Punts	9	Ballman, Jared, at Washington (Oct 25, 2008)
Punting Avg	52.8	Mesko, Zoltan, vs Michigan (Sep 13, 2008)
Long Punt	58	Mesko, Zoltan, vs Michigan (Sep 13, 2008)
Long Punt Return	38	Baldwin, Doug, vs Stanford (Oct 04, 2008)
Long Kickoff Return	27	Sheets,Kory, vs Purdue (Sep 27, 2008)
Tackles	15	McKILLOP,Scott, vs Pittsburgh (Nov 01, 2008)
Sacks	2.0	Long, Brandon, at Michigan State (Sep 20, 2008)
	2.0	Carter, B, at North Carolina (Oct 11, 2008)
Tackles For Loss	3.0	ROMEUS,Greg, vs Pittsburgh (Nov 01, 2008)
Interceptions	2	Trent, Morgan, vs Michigan (Sep 13, 2008)
	2	Wiley, Otis, at Michigan State (Sep 20, 2008)
	2	Anderson, P, at Boston College (Nov 08, 2008)

**The Automated ScoreBook**  
**Notre Dame Game Superlatives (as of Nov 10, 2008)**  
**All games**

**OPPONENT TEAM GAME HIGHS**

Rushes	47	vs Pittsburgh (Nov 01, 2008)
Yards Rushing	203	at Michigan State (Sep 20, 2008)
Yards Per Rush	6.1	vs Purdue (Sep 27, 2008)
TD Rushes	2	at Michigan State (Sep 20, 2008)
	2	at North Carolina (Oct 11, 2008)
	2	vs Pittsburgh (Nov 01, 2008)
Pass attempts	59	vs San Diego State (Sep 06, 2008)
Pass completions	29	vs San Diego State (Sep 06, 2008)
	29	vs Purdue (Sep 27, 2008)
Yards Passing	359	vs Purdue (Sep 27, 2008)
Yards Per Pass	8.2	vs Michigan (Sep 13, 2008)
TD Passes	2	vs Purdue (Sep 27, 2008)
	2	vs Stanford (Oct 04, 2008)
Total Plays	77	vs Pittsburgh (Nov 01, 2008)
Total Offense	462	vs Purdue (Sep 27, 2008)
Yards Per Play	6.4	vs Purdue (Sep 27, 2008)
Points	36	vs Pittsburgh (Nov 01, 2008)
Sacks By	4	at North Carolina (Oct 11, 2008)
First Downs	23	vs Purdue (Sep 27, 2008)
Penalties	11	vs San Diego State (Sep 06, 2008)
Penalty Yards	100	vs San Diego State (Sep 06, 2008)
Turnovers	6	vs Michigan (Sep 13, 2008)
Interceptions By	4	at Boston College (Nov 08, 2008)

**The Automated ScoreBook**  
**Notre Dame By-Quarter Statistics (as of Nov 10, 2008)**  
**All games**

3rd-Down Conversions

Date	Opponent	Score	Overall	1st Qtr	2nd Qtr	3rd Qtr	4th Qtr	Overtime
Sep 06, 2008	SAN DIEGO STATE	W 21-13	3-12 25.0	1-4 25.0	1-4 25.0	0-2 0.0	1-2 50.0	
Sep 13, 2008	MICHIGAN	W 35-17	3-12 25.0	1-2 50.0	0-2 0.0	1-4 25.0	1-4 25.0	
Sep 20, 2008	at Michigan State	L 7-23	6-13 46.2	2-5 40.0	1-3 33.3	1-1 100.0	2-4 50.0	
Sep 27, 2008	PURDUE	W 38-21	6-14 42.9	1-3 33.3	2-3 66.7	1-3 33.3	2-5 40.0	
Oct 04, 2008	STANFORD	W 28-21	4-14 28.6	1-3 33.3	1-2 50.0	1-4 25.0	1-5 20.0	
Oct 11, 2008	at North Carolina	L 24-29	10-16 62.5	4-5 80.0	2-3 66.7	2-3 66.7	2-5 40.0	
Oct 25, 2008	at Washington	W 33-7	6-14 42.9	2-3 66.7	1-5 20.0	0-2 0.0	3-4 75.0	
Nov 01, 2008	PITTSBURGH	L 33-36	7-19 36.8	1-4 25.0	2-3 66.7	0-3 0.0	3-4 75.0	1-5 20.0
Nov 08, 2008	at Boston College	L 0-17	5-15 33.3	0-3 0.0	2-5 40.0	0-3 0.0	3-4 75.0	
Notre Dame			50-129 38.8	13-32 40.6	12-30 40.0	6-25 24.0	18-37 48.6	1-5 20.0
Opponents			42-124 33.9	10-31 32.3	12-34 35.3	10-29 34.5	10-27 37.0	0-3 0.0

4th-Down Conversions

Date	Opponent	Score	Overall	1st Qtr	2nd Qtr	3rd Qtr	4th Qtr	Overtime
Sep 06, 2008	SAN DIEGO STATE	W 21-13	1-2 50.0	0-0 0.0	0-1 0.0	0-0 0.0	1-1 100.0	
Sep 13, 2008	MICHIGAN	W 35-17	0-2 0.0	0-0 0.0	0-0 0.0	0-0 0.0	0-2 0.0	
Sep 20, 2008	at Michigan State	L 7-23	0-1 0.0	0-0 0.0	0-0 0.0	0-0 0.0	0-1 0.0	
Sep 27, 2008	PURDUE	W 38-21	3-4 75.0	0-1 0.0	0-0 0.0	2-2 100.0	1-1 100.0	
Oct 04, 2008	STANFORD	W 28-21	2-3 66.7	1-1 100.0	0-0 0.0	1-1 100.0	0-1 0.0	
Oct 11, 2008	at North Carolina	L 24-29	0-2 0.0	0-0 0.0	0-0 0.0	0-0 0.0	0-2 0.0	
Oct 25, 2008	at Washington	W 33-7	2-6 33.3	1-1 100.0	0-3 0.0	1-1 100.0	0-1 0.0	
Nov 01, 2008	PITTSBURGH	L 33-36	0-2 0.0	0-0 0.0	0-0 0.0	0-1 0.0	0-1 0.0	0-0 0.0
Nov 08, 2008	at Boston College	L 0-17	0-2 0.0	0-0 0.0	0-0 0.0	0-1 0.0	0-1 0.0	
Notre Dame			8-24 33.3	2-3 66.7	0-4 0.0	4-6 66.7	2-11 18.2	0-0 0.0
Opponents			5-10 50.0	1-2 50.0	1-1 100.0	1-1 100.0	2-6 33.3	0-0 0.0

Time of Possession

Date	Opponent	Score	Overall	1st Qtr	2nd Qtr	3rd Qtr	4th Qtr	Overtime
Sep 06, 2008	SAN DIEGO STATE	W 21-13	30:52	5:59	9:12	5:17	10:24	
Sep 13, 2008	MICHIGAN	W 35-17	27:48	3:39	6:24	8:32	9:13	
Sep 20, 2008	at Michigan State	L 7-23	26:15	9:31	5:42	6:28	4:34	
Sep 27, 2008	PURDUE	W 38-21	35:26	7:08	5:22	11:00	11:56	
Oct 04, 2008	STANFORD	W 28-21	33:20	7:04	7:24	9:55	8:57	
Oct 11, 2008	at North Carolina	L 24-29	33:05	9:44	6:37	6:18	10:26	
Oct 25, 2008	at Washington	W 33-7	37:28	7:53	9:39	10:18	9:38	
Nov 01, 2008	PITTSBURGH	L 33-36	28:44	10:25	6:34	4:09	7:36	0:00
Nov 08, 2008	at Boston College	L 0-17	27:53	5:57	9:45	4:56	7:15	
Notre Dame			Total	67:20	66:39	66:53	79:59	0:00
			Avg.	7:28	7:24	7:25	8:53	0:00
Opponents			Total	67:40	68:21	68:07	55:01	0:00
			Avg.	7:31	7:35	7:34	6:06	0:00

**The Automated ScoreBook**  
**Notre Dame Red-Zone Results (as of Nov 10, 2008)**  
**All games**

Notre Dame Inside Opponent Red-Zone

Date	Opponent	Score	Times In RZ	Times Scored	Total Pts	Rush TDs	Pass TDs	FGs Made	Failed to score inside RZ						
									FGA	Down	Int	Fumb	Half	Game	
Sep 06, 2008	SAN DIEGO STATE	W 21-13	5	1	7	1	0	1	0	0	1	1	1	1	0
Sep 13, 2008	MICHIGAN	W 35-17	4	3	21	3	2	1	0	0	0	1	0	0	0
Sep 20, 2008	at Michigan State	L 7-23	2	0	0	0	0	0	0	1	0	0	1	0	0
Sep 27, 2008	PURDUE	W 38-21	4	3	21	3	1	2	0	1	0	0	0	0	0
Oct 04, 2008	STANFORD	W 28-21	4	2	14	2	1	1	0	1	1	0	0	0	0
Oct 11, 2008	at North Carolina	L 24-29	3	3	21	3	1	2	0	0	0	0	0	0	0
Oct 25, 2008	at Washington	W 33-7	4	4	19	2	2	0	2	0	0	0	0	0	0
Nov 01, 2008	PITTSBURGH	L 33-36	6	5	27	3	0	3	2	1	0	0	0	0	0
Nov 08, 2008	at Boston College	L 0-17	0	0	0	0	0	0	0	0	0	0	0	0	0
Totals			32	21	130	17	7	10	4	4	2	2	2	1	0

21 of 32 (65.6%)

Opponents Inside Notre Dame Red-Zone

Date	Opponent	Score	Times In RZ	Times Scored	Total Pts	Rush TDs	Pass TDs	FGs Made	Failed to score inside RZ						
									FGA	Down	Int	Fumb	Half	Game	
Sep 06, 2008	SAN DIEGO STATE	W 21-13	3	2	13	2	1	1	0	0	0	0	1	0	0
Sep 13, 2008	MICHIGAN	W 35-17	4	2	10	1	1	0	1	0	0	1	1	0	0
Sep 20, 2008	at Michigan State	L 7-23	4	4	20	2	2	0	2	0	0	0	0	0	0
Sep 27, 2008	PURDUE	W 38-21	3	1	7	1	0	1	0	1	1	0	0	0	0
Oct 04, 2008	STANFORD	W 28-21	3	3	21	3	1	2	0	0	0	0	0	0	0
Oct 11, 2008	at North Carolina	L 24-29	4	4	19	2	2	0	2	0	0	0	0	0	0
Oct 25, 2008	at Washington	W 33-7	1	1	7	1	0	1	0	0	0	0	0	0	0
Nov 01, 2008	PITTSBURGH	L 33-36	8	8	36	3	2	1	5	0	0	0	0	0	0
Nov 08, 2008	at Boston College	L 0-17	4	2	10	1	0	1	1	2	0	0	0	0	0
Totals			34	27	143	16	9	7	11	3	1	1	2	0	0

27 of 34 (79.4%)