

Athletic Media Relations Office

University of Notre Dame

112 Joyce Center

Notre Dame, IN 46556

Phone: 574.631.7516 • Fax: 574.631.7941

Web Site: UND.com • Twitter: UND_com

Men's Soccer Contact: Sean Carroll

(O) 574.631.2664 • (C) 574.340.2177

E-Mail: Carroll.64@nd.edu



**2010 University of
NOTRE DAME
MEN'S SOCCER**

**2010 Schedule/Results
Overall (10-5-4); BIG EAST (6-2-1)**

AUGUST

23	Mon.	UIC (ex.)	W, 3-2
28	Sat.	vs. #10 Ohio State^ (ex.)	W, 2-0
29	Sun.	at IPFW^ (ex.)	W, 3-0

SEPTEMBER

3	Fri.	vs. #5 UCLA! (Bloomington, Ind.)	L, 0-1
5	Sun.	CALIFORNIA!	T, 0-0 (2ot)

MIKE BERTICELLI MEMORIAL TOURNAMENT

10	Fri.	#22 DRAKE	W, 2-0
12	Sun.	CAL POLY	W, 5-1

17	Fri.	at Michigan	T, 0-0 (2ot)
19	Sun.	#15 MICHIGAN STATE	L, 0-2
25	Sat.	#12 ST. JOHN'S*	W, 1-0
29	Wed.	vs. Northwestern (Toyota Park; Bridgeview, Ill.)	T, 1-1 (2ot)

OCTOBER

3	Sun.	PROVIDENCE* (CBS College Sports)	W, 2-1
6	Wed.	at #20 Indiana	W, 2-1
9	Sat.	at West Virginia*	L, 1-2
13	Wed.	MARQUETTE*	W, 4-1
16	Sat.	at #2 Louisville*	L, 0-2
19	Tue.	at Seton Hall*	W, 3-1
22	Fri.	at #5 Connecticut* (Fox Soccer Channel)	T, 0-0 (2ot)
27	Wed.	PITTSBURGH*	W, 3-2
31	Sun.	#21 GEORGETOWN*	W, 3-0

NOVEMBER

6	Sat.	MARQUETTE (BIG EAST Quarterfinal)	W, 2-1
12	Fri.	vs. #1 Louisville (BIG EAST Semifinal) (Red Bull Arena; Harrison, N.J.)	L, 0-1
21	Sun.	DARTMOUTH (NCAA Second Round)	6:00 p.m.
28	Sun.	NCAA Third Round (Campus Sites)	TBA

DECEMBER

3-5	Fri.-Sun.	NCAA Quarterfinals (Campus Sites)	TBA
10	Fri.	NCAA Semifinals (Santa Barbara, Calif.)	TBA
12	Sun.	NCAA Final (Santa Barbara, Calif.)	TBA

home games in **BOLD CAPS**

^ — National Soccer Festival (Fort Wayne, Ind.)

! — adidas/IU Credit Union Classic

* — BIG EAST Conference game

all times local to site



DARTMOUTH (11-6-1)

at

#9 NOTRE DAME (10-5-4)

NCAA Championship Second Round

Sunday, Nov. 21 • 6:00 p.m. (ET)

Alumni Stadium • Notre Dame, Ind.

Streaming Broadcast: UND.com

Live Stats: UND.com

Live Blog: UND.com

SETTING THE STAGE ...

Notre Dame will play host to Dartmouth at 6:00 p.m. (ET) on Sunday in the second round of the NCAA Championship at Alumni Stadium. The Fighting Irish are the No. 9 seed in the tournament, while the Big Green is unseeded. This will be the second meeting all-time between Notre Dame and Dartmouth. The Irish won the previous encounter back in 2008.

HOW TO FOLLOW ...

A live streaming broadcast of Sunday's match can be seen on UND.com ... live stats are available via GameTracker on UND.com ... fans can sign up for 'Irish Alert' on UND.com to receive text message score updates ... updates and results can also be found on Twitter at UND_com.

GET YOUR TICKETS ...

Ticket prices for Sunday's match are \$7 for adults, \$3 for youth and senior citizens and \$1 for children five years of age or younger ... all Notre Dame/Saint Mary's/Holy Cross students will be admitted free of charge with a valid student ID ... to purchase tickets, call the Notre Dame ticket office at (574) 631-7356, visit und.com/tickets or stop by the Notre Dame ticket office inside Purcell Pavilion ... tickets also can be purchased the night of the game at the Alumni Stadium ticket window.

Notre Dame Men's Soccer Quick Facts

First Varsity Season1977
All-Time Record442-216-73 (.655)
NCAA Tourn. Appearances14 (1988; 1993-94; 1996; 2001-10)
Best NCAA FinishQuarterfinals (2006 & 2007)
Head CoachBobby Clark(Jordanhill College '67)
Record at Notre Dame127-58-30 (.660)/10th season
Career Record280-121-55 (.674)/24th season
Assistant CoachBJ Craig (third season)(Gordon College '93)
Assistant CoachChad Riley (fifth season)(Notre Dame '04)

ConferenceBIG EAST
BIG EAST TitlesTournament (2), Reg. Season (3)
Home Field (Capacity)Alumni Stadium (2,500)

2009 Overall Record11-8-4
2009 BIG EAST
Record (Finish)8-3-0 (2nd Blue Division)
2009 NCAA TournamentLost at Northwestern insecond round, 3-1
Starters Returning/Lost from '095/7
Letter-Winners Returning/Lost from '0912/10

Fighting Irish in 2010

At home8-1-1
On the road2-2-2
At neutral sites0-2-1
Vs. BIG EAST teams7-3-1
In overtime0-0-4
Play during the day3-1-0
Play at night7-4-4
Vs. a team ranked 1-50-3-1
Vs. a team ranked 6-100-0-0
Vs. a team ranked 11-151-1-0
Vs. a team ranked 16-201-0-0
Vs. a team ranked 21-252-0-0
When
Scoring first9-0-0
Opponent scores first1-5-1
Leading at halftime4-0-0
Trailing at halftime0-3-0
Tied at halftime6-2-4
Outshooting opponent6-3-2
When being out shot3-2-1
In games decided by
One goal5-3-0
Two goals2-2-0
Three or more goals3-0-0

Probable Starters

Pos.	#	Name (Yr.)	G-A-P
F	11	Steven Perry (Sr.)	12-3-27
M	8	Dillon Powers (So.)	3-4-10
LM	17	Brendan King (Jr.)	3-6-12
CM	10	Chris Sutton (Jr.)	0-0-0
CM	5	Jeb Brovsky (Sr.)	4-1-9
RM	23	Michael Rose (Jr.)	1-4-6
LB	6	Greg Klazura (Sr.)	1-1-3
CD	20	Grant Van De Castelee (So.)	2-0-4
CD	2	Aaron Maund (Jr.)	1-2-4
RB	3	Bilal Duckett (Sr.)	0-0-0
GK	1	Philip Tuttle (Sr.)	1.04 GAA .735 SV% 7-3-2; 2 SO

By the Numbers

ND		DC
10-5-4	Overall Record	11-6-1
6-2-1	Conference Record	4-3-0
4-3-3	Non-Conference Record	7-3-1
8-1-1	At Home	7-2-0
2-2-2	On the Road	4-3-1
0-2-1	At Neutral Site	0-1-0
29/17	Goals For/Against	30/21
1.53	Goals Scored Per Game	1.67
0.89	Goals Allowed Per Game	1.17
18.3/13.3	Shots Per Game For/Against	14.5/9.1
7.1/4.4	SOG Per Game For/Against	6.3/3.3
132/103	Corner Kicks For/Against	121/61
3.5/5.6	Saves Per Game For/Against	2.3/4.9
6/7	Shutouts For/Against	4/3

IRISH AT A GLANCE ...

Notre Dame (10-5-4) is coming off a 1-0 setback to No. 1 Louisville on Nov. 12 in the BIG EAST Championship semifinals in Harrison, N.J. ... the Irish are making their 10th straight NCAA Championship appearance ... the Fighting Irish are 4-1-1 in their last six matches ... the Fighting Irish finished with a 6-2-1 BIG EAST record this season ... senior forward **Steven Perry** leads the Irish in goals (12) and points (27) ... Perry ranks first among all BIG EAST players, and 10th nationally, in goals scored ... junior midfielder **Brendan King** and freshman forward **Harrison Shipp** both have a team-best six assists ... the Irish are averaging 1.53 goals per game, while allowing 0.89 per contest ... fifth-year senior goalkeeper **Philip Tuttle**, who missed the first seven matches of the season with a knee injury, has started the past 12 matches ... Tuttle has a 7-3-2 record with a 1.04 goals-against average and a .735 save percentage ... junior **Will Walsh** has made seven starts in goal and boasts a 3-2-2 record with four shutouts ... Walsh has a 0.54 goals-against and a .875 save percentage ... head coach Bobby Clark is in his 10th season with the Irish ... he has a 127-58-30 (.660) record during his Notre Dame tenure, which has included a trip to the NCAA tournament each season ... this is Clark's 24th season as a college head coach ... he has a combined record of 280-121-55 (.674) during his career, which included stops at Dartmouth (1985-93) and Stanford (1996-2000).

THE DARTMOUTH SERIES ...

Sunday will be the second meeting all-time between Notre Dame and Dartmouth ... the Fighting Irish topped the Big Green 2-1 during the 2008 Mike Berticelli Memorial Tournament at Notre Dame ... Dave Donohue netted the game winner for the Irish in the 89th minute ... current Irish senior **Jeb Brovsky** assisted on the tally ... Brovsky is one of four current Fighting Irish players that saw time in that match ... the others were **Steven Perry** (F), **Brendan King** (M) and **Aaron Maund** (D).

SCOUTING THE BIG GREEN ...

Dartmouth will carry an 11-6-1 record into Sunday's match ... the Big Green won at Monmouth, 4-0, on Thursday in the first round of the NCAA Championship ... this is Dartmouth's fourth straight NCAA tournament appearance, and 13th trip overall ... Dartmouth is riding a five-game winning streak ... the Big Green finished third in the Ivy League with a 4-3 record ... Dartmouth is averaging 1.67 goals per game, while surrendering 1.17 per contest ... junior forward Lucky Mkosana has a team-high five goals ... senior forward Andrew Olsen has a team-best five assists ... senior goalkeeper Lyman Missimer has started the past seven matches and has eight starts overall on the season ... Missimer is 6-2-0 with three shutouts to go along with a 1.00 goals-against average and a .636 save percentage ... sophomore Sean Donovan has started 10 games in goal and has a 5-4-1 record with one shutout ... Donovan carries a 1.25 goals-against average and a .683 save percentage ... Dartmouth went 10-7-1 last season and fell to Boston College, 2-1 in double-overtime, in the first round of last season's NCAA Championship ... head coach Jeff Cook is in his 10th season at the helm of the Dartmouth program.

COACHING CONNECTION ...

Notre Dame head coach Bobby Clark will be facing a team he once coached when the Irish face Dartmouth on Sunday ... Clark spent nine seasons (1985-1993) at the helm of the Big Green program ... the Scotland native guided Dartmouth to three Ivy League titles and an overall record of 82-42-13 (.646) ... Dartmouth reached the quarterfinal round of the NCAA Championships under Clark in 1990 and 1992 ... Clark left for Stanford following the 1993 season and then came to Notre Dame in 2001.

QUOTING CLARK ...

Notre Dame head coach Bobby Clark shares his thoughts on the upcoming NCAA Championship match versus Dartmouth ...

"We watched Dartmouth's game against Monmouth and they were superb. They have several excellent players that could play for any team in the country. It certainly will be a difficult game. If we come out ready to play, I think we can handle just about anything they

THE DARTMOUTH SERIES

Notre Dame leads 1-0-0
H: 1-0-0, A: 0-0-0, N: 0-0-0

Date	Site	Result
9/5/08	Notre Dame, IN	W, 2-1

can throw at us. It has all the makings for a fantastic game."

"It's exciting to be in the tournament. I always say you can categorize it as a good season if you make the NCAA tournament. The trick is to make it a great season by advancing in the tournament. Every game now is difficult to win, so we have to be ready."

COMMON OPPONENTS ...

Notre Dame and Dartmouth have no common opponents this season.

IRISH IN THE NCAA CHAMPIONSHIP ...

The Irish are making their 10th straight NCAA Championship appearance and the 14th trip overall in program history ... the Irish have a 10-12-1 record all-time in the NCAA Championship ... Notre Dame's top finishes in the NCAA tournament were quarterfinal trips in 2006 and 2007 ... the Irish have made the tournament's Round of 16 on five occasions (1996, 2003, 2005, 2006, 2007) ... Notre Dame owns a 6-2-1 mark at home and a 4-10-0 record on the road in the NCAAs ... last season, the Irish topped Green Bay 2-1 at Alumni Stadium in the first round and fell at No. 9 seed Northwestern 3-1 in the second round.

SEEDING ...

This year signifies the sixth time in which the Fighting Irish have earned one of the 16 national seeds in the 48-team NCAA tournament field ... the No. 9 seed is the highest for the Irish since they were the fifth seed in 2004 ... the Fighting Irish also earned seeds in 2003 (5th), 2006 (10th), 2007 (12th) and 2008 (12th).

A DECADE OF CONSISTENCY ...

Notre Dame has made the NCAA Championship in each of the past 10 seasons ... that streak ranks in a tie for fifth nationally ... Virginia has the longest streak at 30 seasons, followed by UCLA (28), Indiana (24) and Connecticut (13) ... the Irish are tied with Maryland.

ROUND OF 32 ...

Notre Dame is 5-6 all-time in the NCAA Championship's Round of 32 ... the Fighting Irish have won three of their last five Round-of-32 matches ... last season, Notre Dame fell at Northwestern, 3-1, in the second round.

Notre Dame NCAA Championship Results

Overall: 10-12-1

Home: 6-2-1, Away: 4-10-0

Year	Date	Rnd.	Opp.	Result
1988	11/13	24	at SMU	L, 0-2
1993	11/14	32	at Wisconsin	L, 1-3
1994	11/20	32	at Indiana (2ot)	L, 0-1
1996	11/24	32	at UNC -Greensboro	W, 1-0
	12/1	16	at UNC-Charlotte	L, 0-1
2001	11/23	48	at Maryland	L, 0-1
2002	11/22	48	Akron	W, 3-0
	11/27	32	at Indiana	L, 0-1
2003	11/24	32	UW-Milwaukee	W, 4-1
	11/30	16	Michigan (2ot)	T, 1-1
	(Michigan advanced 4-3 on penalty kicks)			
2004	11/23	32	Ohio State	L, 1-2
2005	11/18	48	Western Illinois	W, 2-0
	11/22	32	at Indiana	W, 2-0
	11/27	16	at Clemson	L, 0-1
2006	11/15	32	Illinois-Chicago	W, 1-0
	11/18	16	at Maryland (2ot)	W, 1-0
	11/24	8	at Virginia	L, 2-3
2007	11/28	32	Oakland	W, 2-1
	12/1	16	at Santa Clara	W, 2-0
	12/8	8	at Wake Forest (ot)	L, 0-1
2008	11/25	32	vs. Northwestern	L, 1-2
2009	11/19	48	vs. Green Bay	W, 2-1
	11/22	32	at Northwestern	L, 1-3
2010	11/21	32	vs. Dartmouth	

Notre Dame NCAA Championship Bests

Individual Career

Points	15	Joseph Lapira (2004-07)
	8	Justin Detter (2000-03)
Goals	6	Joseph Lapira (2004-07)
	3	Justin Detter (2000-03)
Assists	3	Joseph Lapira (2004-07)
	3	Kevin Goldthwaite (2001-04)
	3	Greg Martin (2000-03)
Saves	31	Chris Cahill (2005-07)
	19	Chris Sawyer (2001-04)
Shutouts	4	Chris Cahill (2005-07)
Overtime Goals	1	Joseph Lapira (2004-07)

Individual Single Tournament

Points	7	Justin Detter (2003)
Goals	3	Justin Detter (2003)
Assists	2	Joseph Lapira (2007)
	2	Kevin Goldthwaite (2003)
	2	Greg Martin (2003)
Saves	17	Greg Velho (1996)
Overtime Goals	1	Joseph Lapira (2006)

Individual Game

Points	5	Justin Detter (vs. UW-Milwaukee, 2003)
Goals	2	Kurt Martin (at Virginia, 2006)
	2	Justin Detter (vs. UW-Milwaukee, 2003)
	2	Rafael Garcia (vs. Akron, 2002)
Assists	2	Kevin Goldthwaite (vs. UW-Milwaukee, 2003)
Quickest Goal	7:31	Bill Lanza (vs. Wisconsin, 1993)

Team Game

Goals	4	vs. UW-Milwaukee (2003)
Shots	24	vs. Michigan (2003)
Saves	12	vs. UNC-Charlotte (1996)
Goals in half	3	vs. UW-Milwaukee (second half) (2003)
Fouls	24	vs. Indiana (1994)
Corner Kicks	11	vs. Akron (2002)

Team Single Tournament

Goals	5	2003 (2 games)
Shutouts	2	2005 (2 games)
	2	2006 (2 games)

WHAT'S AT STAKE ...

The winner of Sunday's NCAA Championship second-round match between Notre Dame and Dartmouth will advance to play the victor of the UCLA-Sacramento State game in the third round on Sunday, Nov. 28 ... UCLA is the tournament's No. 8 seed, while Sacramento State is unseeded.

BIG EAST BIDS ...

Seven BIG EAST Conference teams earned berths into the NCAA Championship field ... joining Notre Dame are Louisville (#1 seed), Connecticut (#11 seed), Providence, Georgetown, West Virginia and USF.

BLUE DIVISION DOMINANCE ...

BIG EAST Blue Division teams went 3-0 during Thursday's first round of the NCAA Championship ... Notre Dame's fellow division foes Georgetown, Providence and West Virginia all captured wins ... Georgetown topped UNC Greensboro 3-0, while Providence took care of St. Peters 6-2 and West Virginia bested Xavier 4-2 ... USF was the lone BIG EAST Red Division squad to play in the opening round ... the Bulls fell to Central Florida, 3-0.

IRISH AGAINST THE NCAA FIELD ...

The Fighting Irish faced a total of 10 teams, including six seeded squads, that qualified for this year's tournament and they posted a 3-5-3 mark against those schools ... the wins came against No. 14 seed Indiana (2-1), Providence (2-1) and Georgetown (3-0) ... Notre Dame fell to No. 1 seed Louisville twice (2-0, 1-0), No. 8 seed UCLA (1-0), Michigan State (2-0) and West Virginia (2-1) ... the Irish tied No. 6 seed California (0-0), No. 10 seed Michigan (0-0) and No. 11 seed Connecticut (0-0).

FIVE CAPTURE LEAGUE HONORS ...

Five Notre Dame players received all-conference recognition on Nov. 11 at the annual BIG EAST men's soccer awards banquet ... headlining the Fighting Irish honorees were first-team selections **Jeb Brovsky** (Sr./M) and **Steven Perry** (Sr./F) ... **Aaron Maund** (Jr./D) and **Dillon Powers** (So./M) were named to the All-BIG EAST second team ... **Harrison Shipp** (Fr./F) was selected to the BIG EAST All-Rookie Team ... in addition, Brovsky and Powers were named to the BIG EAST Championship All-Tournament Team.

ON A ROLL ...

Notre Dame is 4-1-1 in its last six games ... the Fighting Irish have an 11-5 scoring advantage in that stretch.

KING CONTRIBUTING IN A MAJOR WAY ...

Junior midfielder **Brendan King** has assisted on Notre Dame's last five goals ... he has seven points on one goal and five assists over the course of the last four matches ... King assisted on both Irish goals in the 2-1 win over

Marquette on Nov. 6 ... King netted the game-winning goal with one minute left in regulation in a 3-2 victory over Pittsburgh (Oct. 27) ... he followed that up by assisting on all three goals in a 3-0 triumph of No. 21 Georgetown (Oct. 31) ... the three assists were a single-game career-high total for the junior, who has three goals and six assists this season ... his assist total is tied for the team lead and it ranks eighth among all BIG EAST players.

PERRY PERFORMING ...

Steven Perry leads all BIG EAST players with 12 goals ... his 27 points rank second in the league ... the senior forward ranks eighth nationally in goals scored ... Perry has netted at least one goal in eight of the past 13 matches ... Perry has notched 23 points on 10 goals and three assists over the course of the past 13 games ... Perry's five game-winning goals this season rank first among all BIG EAST players ... he has three two-goal games this season ... his goal (12), assist (3) and point total (27) all are single-season career-best totals for the Oklahoma native.

IN THE CLUTCH ...

Steven Perry has netted some crucial goals for the Irish this season ... he has five game-winning tallies ... the senior forward scored the lone goal (70th minute) in a 1-0 win over St. John's (Sept. 25) ... Perry then deposited the equalizer in the 79th minute in a 1-1 draw with Northwestern (Sept. 29) ... Perry put home the game winner in the 85th minute in a 2-1 triumph of Providence (Oct. 3) ... after Pittsburgh grabbed a 1-0 lead during the match on Oct. 27, Perry produced the equalizer 19 seconds later ... Perry netted the game's first two goals in a 3-0 triumph of Georgetown (Oct. 30) ... that matched a single-game career-high total ... he also deposited two goals against Drake (Sept. 10) and Marquette (Oct. 13) this season.

Consecutive NCAA Tournament Appearances

active streaks

1.	Virginia	30
2.	UCLA	28
3.	Indiana	24
4.	Connecticut	13
5.	NOTRE DAME	10
	Maryland	10

Irish in the NCAA Championship

(career stats)

<u>Field Players</u>	<u>GP/GS</u>	<u>G</u>	<u>A</u>	<u>Pts.</u>
5-Jeb Brovsky	6/3	1	0	2
8-Dillon Powers	2/1	0	1	1
11-Steven Perry	3/2	0	1	1
2-Aaron Maund	3/3	0	0	0
18-Brendan King	3/0	0	0	0
3-Bilal Duckett	2/2	0	0	0

<u>Goalkeepers</u>	<u>GP/GS</u>	<u>GA</u>	<u>SV</u>	<u>SO</u>	<u>W-L-T</u>
1-Philip Tuttle	1/1	2	2	0	0-1-0

SETTING THE PACE ...

Notre Dame is 7-1-1 this season when **Steven Perry** scores a goal.

SHIPP GIVING A HELPING HAND (OR FOOT) ...

Freshman forward **Harrison Shipp** is tied for the team lead in assists with six ... that ranks him in a tie for eighth among all BIG EAST players in that category ... in his first career start, he assisted on Notre Dame's first three goals of the game in a 4-1 win over Marquette (Oct. 13) ... Shipp dished out two assists in a 3-1 triumph of Seton Hall on Oct. 19.

IRISH ON SUNDAY'S ...

Notre Dame is 3-1-1 this season when playing on Sunday.

DOUBLE DIGITS ...

Since head coach Bobby Clark took over the Fighting Irish program in 2001, he has steered the Irish to a double-digit win total in each of his 10 seasons, including this year.

HOME SWEET HOME ...

Notre Dame is 8-1-1 at home this season ... that includes a 6-0 mark against BIG EAST teams ... the Irish have out scored their opponents 22-7 in games played at Alumni Stadium this season.

SECOND HALF SUCCESS ...

Notre Dame has out-scored its opponents 19-9 in the second half this season ... the Fighting Irish are 6-2-4 this season when tied at half-time.

HOLDING THE LEAD ...

The Fighting Irish are 9-0 this season when they score first ... Notre Dame is 1-5-1 when its opponent nets the first goal.

DEFENSIVE CONSISTENCY ...

The most goals surrendered by the Irish defense this season in a single match is two, which has occurred four times ... the last time Notre Dame went through an entire season without allowing more than two goals in a game was in 2004.

CORNERING THE MARKET ...

Notre Dame has gained 29 more corner kicks (132-103) than its opponents this season ... Notre Dame's high-water mark for corner kicks in a game this season was 13 versus California ... the Irish did not surrender a corner kick in a 3-0 win over Georgetown on Oct 31.

SHOOTING DOWN THE COMPETITION ...

The Fighting Irish have out shot their competition 347-252 (5.0 per game) this season, including a 135-83 (2.7 per game) advantage in shots on goal ... Notre Dame leads all BIG EAST teams in shots and shots per game (18.7).

NOTRE DAME IN BIG EAST PLAY ...

Notre Dame owns an overall record of 97-55-18 (.624) in BIG EAST regular-season play since joining the conference in 1995 ... the Irish have posted 10 straight winning seasons within the league, including this season ... the Irish went 8-3 in league play last season ... the eight wins in BIG EAST play in 2009 tied for the most ever for the Fighting Irish ... Notre Dame also won eight BIG EAST matches in 2004 (8-1-1) and 2006 (8-3) ... the Irish have three regular-season BIG EAST titles ... Notre Dame won the championship outright in 2004 and 2008 (Blue Division) and shared the Blue Division trophy with Connecticut in 2007 ... the Fighting Irish captured BIG EAST tournament crowns in 1996 and 2003.

CLARK IN THE CONFERENCE ...

Head coach Bobby Clark has steered the Irish to a winning record within BIG EAST Conference play during all 10 of his seasons, including this year, at Notre Dame ... Clark has a 69-24-11 (.716) BIG EAST regular-season mark during his Notre Dame tenure, which began in 2001 ... his Irish teams have captured three regular-season BIG EAST titles (2004, 2007, 2008) and one BIG EAST tournament championship (2003).

TUTTLE RETURNS ...

Fifth-year senior goalkeeper **Philip Tuttle** returned to the Fighting Irish lineup on Sept. 29 against Northwestern after missing the first seven games of the campaign with a knee

injury he suffered while training during the summer ... in addition to missing the first seven matches of this season, Tuttle did not play in Notre Dame's final three contests last year after breaking his thumb against Louisville in the semifinals of the BIG EAST Championship ... Tuttle remained in that match despite the injury and helped the Irish advance in a penalty kick shootout ... this season, Tuttle has a 7-3-2 record with a 1.04 goals-against average, a .735 save percentage and one shutout ... he was named to the BIG EAST weekly honor roll on Oct. 25 for notching a shutout against Connecticut ... Tuttle made a season-high five saves against the Huskies ... for his career, Tuttle is 16-9-4 with nine shutouts to go along with a 0.95 goals-against average and a .736 save percentage.

MAUND MAKING A DIFFERENCE ...

Junior central defender **Aaron Maund** is the only Notre Dame player to have played every minute on the pitch so far this season ... he has anchored the backline and has helped the Irish produce a 0.89 goals-against average and limit opponents to 4.4 shots on goal per game ... in addition, he has tallied one goal and two assists this season ... Maund was named the BIG EAST Defensive Player of the Week on Sept. 27 and was selected to the league's weekly honor roll on Sept. 13 ... Maund has started all 58 matches in which he has played during his Irish career.

Irish Game HIGHS In 2010

Team	
Goals	5, vs. Cal Poly (9/12)
Assists	4, twice (vs. Marquette-10/13 & vs. Georgetown-10/31)
Points	13, vs. Cal Poly (9/12)
Saves	7, at Michigan (9/17)
Shots	32, vs. Drake (9/10)
Shots on Goal	12, vs. Northwestern (9/29)
.....	12, vs. Marquette (11/6)
Corner Kicks	13, vs. California (9/5)
Fewest Goals Allowed	0, six times (MR: vs. Georgetown-10/31)
Fouls	19, vs. Michigan State (9/19)

Individual	
Goals	2, Steven Perry, three times (MR: vs. Georgetown-10/31)
Assists	3, Harrison Shipp vs. Marquette (10/13)
.....	3, Brendan King vs. Georgetown (10/31)
Points	4, Steven Perry, three times (MR: vs. Georgetown (2g)-10/31)
Saves	7, Will Walsh at Michigan (9/17)
Shots	9, Steven Perry vs. Drake (9/10)
Shots on Goal	4, Steven Perry vs. Pittsburgh (10/27)

Irish Game LOWS In 2010

Team	
Goals	0, seven times (MR: vs. Louisville-11/12)
Assists	0, eight times (MR: vs. Louisville-11/12)
Points	0, seven times (MR: vs. Louisville-11/12)
Saves	0, twice (MR: vs. Georgetown-10/31)
Shots	8, at Indiana (10/6)
Shots on Goal	3, twice (at Indiana-10/6 & vs. Georgetown-10/31)
Corner Kicks	4, four times (MR: vs. Louisville-11/12)
Fouls	3, vs. Pittsburgh (10/27)

IRISH AMONG NCAA LEADERS

(as of 11/15)

INDIVIDUAL

GOALS

- 1. Soony Saad (Michigan)18
- 10. **Steven Perry**12

GOALS PER GAME

- 1. Ryan Finley (Duke)0.94
- 16. **Steven Perry**0.63

POINTS

- 1. Soony Saad (Michigan)40
- 19. **Steven Perry**27

POINTS PER GAME

- 1. Ryan Finley (Duke)2.06
- 25. **Steven Perry**1.42

IRISH AMONG BIG EAST LEADERS

(all games as of 11/19)

TEAM

(top-five rankings only)

SHOTS

- 1. **NOTRE DAME**347
- 2. Louisville336
- 3. Connecticut290
- 4. Villanova275
- St. John's275

CORNER KICKS

- 1. West Virginia133
- 2. **NOTRE DAME**132
- 3. Pittsburgh117
- 4. Cincinnati113
- 5. St. John's112

GOALS

- 1. Connecticut39
- 2. Louisville37
- 3. Georgetown35
- 4. **NOTRE DAME**29
- 5. West Virginia28

POINTS

- 1. Connecticut125
- 2. Georgetown117
- 3. Louisville107
- 4. West Virginia94
- 5. **NOTRE DAME**85

GOALS-AGAINST AVERAGE

- 1. Connecticut0.30
- 2. Louisville0.55
- 3. Cincinnati0.68
- 4. USF0.79
- 5. **NOTRE DAME**0.85

ASSISTS

- 1. Georgetown47
- Connecticut47
- 3. West Virginia38
- 4. Louisville33
- 5. **NOTRE DAME**27

INDIVIDUAL

(top-10 rankings only)

GOALS

- 1. Steven Perry12

GAME-WINNING GOALS

- 1. Steven Perry5

POINTS

- 2. Steven Perry27

SHOTS

- 2. Steven Perry65

SAVE PERCENTAGE

- 2. Will Walsh875

GOALS-AGAINST AVERAGE

- 2. Will Walsh0.54

ASSISTS

- 8t. Harrison Shipp6
- 8t. Brendan King6

TOPDRAWER RANKINGS ...

Four Notre Dame players are ranked among the National Top 100 upperclassmen according to TopDrawerSoccer.com ... **Aaron Maund** (Jr./D) is ranked 15th, while **Dillon Powers** (So./M) is 28th ... **Jeb Brovsky** (Sr./F/M) is 49th and **Steven Perry** (Sr./F) is 77th ... Notre Dame forward/midfielder **Harrison Shipp** is 34th in the TopDrawerSoccer freshman rankings ... both rankings are updated weekly.

CLEAN SHEETS ...

Junior goalkeeper **Will Walsh** has posted four shutouts in his seven starts this season ... Walsh saw a career-best scoreless streak of 357 minutes come to an end when Cal Poly scored with six seconds remaining in the 5-1 Irish victory on Sept. 12 ... Walsh had not seen game action prior to this season.

EARLY SEASON OFFENSE ...

The five goals scored in the 5-1 win over Cal Poly (Sept. 12) marked the fourth time in the past five seasons that Notre Dame has tallied five goals in one of its first four matches of the season ... last year, the Irish bested Michigan 5-0 in the season opener ... in 2008, Notre Dame topped USF 5-0 in the fourth game of the campaign ... in the fourth contest of the 2006 season, the Fighting Irish bested Indiana 5-4 in overtime.

IRISH EXPLOSION ...

The five goals scored in the second half against Cal Poly on Sept. 12 were the most goals scored in a single period by the Fighting Irish since they netted five in the first half during a 5-0 win over Villanova on Oct. 23, 2002 ... it marked the most goals scored in a second half since depositing seven in a 7-1 triumph of Western Michigan on Oct. 14, 1997.

ALL OVER THE MAP ...

Notre Dame's 29-man roster boasts student-athletes from 18 different states ... the state represented the most on the Irish roster is Illinois, which is home to six Notre Dame players ... **Brendan King** (Naperville), **Greg Klazura** (Rockford), **Craig Krzyskowski** (Western Springs), **Bob Novak** (Homer Glen), **Danny O'Leary** (Naperville) and **Harrison Shipp** (Lake Forest) all hail from the Prairie State ... next in line is Texas, which has supplied the Irish with four players on this year's squad.

BROVSKY A SENIOR CLASS AWARD FINALIST ...

Forward/midfielder **Jeb Brovsky** has been named one of 10 finalists for the 2010 Lowe's Senior CLASS Award in the men's soccer division ... to be eligible for the award, a student-athlete must be classified as an NCAA Division I senior and have notable achievements in four areas of excellence – classroom, character, community and competition ... the finalists were chosen by a media committee from the list of 30 candidates ... fan votes will be com-

binced with media and coaches votes to determine the winner ... the award will be announced during the 2010 NCAA Men's College Cup championships in early December.

PRESEASON ACCOLADES ...

Aaron Maund (Jr./D) and **Dillon Powers** (So./M) were named *Soccer America* Preseason All-Americans ... Notre Dame was one of five schools with multiple representatives on the 25-man *Soccer America* Preseason All-America Team ... Akron had four players on the squad, while Virginia, North Carolina and Tulsa joined the Irish with two apiece.

CAPTAIN KEEPER ...

Fifth-year senior goalkeeper **Philip Tuttle** is Notre Dame's lone captain for the 2010 campaign ... this is Tuttle's first season as a captain.

POWERS PACES TEAM USA ...

Sophomore **Dillon Powers** helped the United States Under-20 national team capture the Milk Cup Tournament in early August ... Powers was named the MVP of the Milk Cup, which is an international youth soccer tournament held annually in Northern Ireland ... the midfielder earned a start in two of the three matches as the U.S. posted a 3-0 record.

ROOKIE RANKINGS ...

Notre Dame's freshman class was ranked ninth according to College Soccer News ... **Leon Brown** (F), **Kyle Craft** (M), **Adam LaPlaca** (GK), **Luke Mishu** (D), **Andrew O'Malley** (D), **Alex Priede** (F), **Harrison Shipp** (M/F) and **Patrick Wall** (GK) make up the stellar class.

LOSE THE SHOES ...

At halftime of the Notre Dame-Providence match on Oct. 3, the championship game of Notre Dame's 'Lose the Shoes' tournament was held ... the proceeds from the 3-on-3 barefoot soccer tournament benefited Grassroot Soccer, a South Africa-based non-governmental organization that integrates the cross-cultural appeal of soccer with evidence-based HIV prevention and life skills programs that arm African youth with the knowledge, skills, and support to live HIV free ... Tommy Clark, the eldest son of Notre Dame head coach Bobby Clark, is a cofounder of Grassroot Soccer ... in the fall of 2006, Dartmouth College held the first ever 'Lose the Shoes' tournament and since then, over 80 'Lose the Shoes' tournaments have raised almost \$150,000 ... Notre Dame held its first 'Lose the Shoes' tournament last year ... the semifinals of this year's tournament were held at halftime of the Notre Dame-St. John's women's game on Oct. 3 ... the preliminary games of the tournament took place on Oct. 2 on Notre Dame's South Quad.

2010 Honors & Awards

Jeb Brovsky • Sr. • F

- All-BIG EAST First Team
- BIG EAST All-Championship Team
- Lowe's Senior CLASS Award Finalist
- Mike Berticelli Memorial Tournament all-tournament team

Brendan King • Jr. • M

- *College Soccer News* Team of the Week (11/1)

Adam LaPlaca • Fr. • GK

- *College Soccer News* '100 Freshmen To Keep An Eye On' list

Aaron Maund • Jr. • D

- All-BIG EAST Second Team
- BIG EAST Defensive Player of the Week (9/27)
- *Soccer America* Preseason All-American
- BIG EAST Preseason Defensive Player of the Year
- All-BIG EAST Preseason Team
- Mike Berticelli Memorial Tournament Defensive MVP
- Mike Berticelli Memorial Tournament all-tournament team
- BIG EAST Weekly Honor Roll (9/13)

Andrew O'Malley • Fr. • D

- *College Soccer News* '100 Freshmen To Keep An Eye On' list

Steven Perry • Sr. • F

- All-BIG EAST First Team
- BIG EAST Weekly Honor Roll (10/11 & 11/1)
- Mike Berticelli Memorial Tournament Offensive MVP
- Mike Berticelli Memorial Tournament all-tournament team
- TopDrawerSoccer Team of the Week (9/13 & 11/1)

Dillon Powers • So. • M

- All-BIG EAST Second Team
- BIG EAST All-Championship Team
- *Soccer America* Preseason All-American
- All-BIG EAST Preseason Team
- Mike Berticelli Memorial Tournament all-tournament team

Michael Rose • Jr. • M

- adidas/IU Credit Union Classic all-tournament team

Harrison Shipp • Fr. • F/M

- BIG EAST All-Rookie Team

Chris Sutton • Jr. • M

- adidas/IU Credit Union Classic all-tournament team

Philip Tuttle • Sr. • GK

- BIG EAST Weekly Honor Roll (10/25)

Grant Van De Castele • So. • D

- *College Soccer News* Team of the Week (11/8)

Freshman Class

- Ranked 9th by *College Soccer News*

A GREAT NIGHT FOR GRASSROOT ...

Notre Dame held its annual exhibition game to benefit Grassroot Soccer on Aug. 23 against UIC ... over 2,000 fans packed into Alumni Stadium to watch the Irish defeat the Flames, 3-2 ... a grand total of \$3,000 was raised for Grassroot Soccer, an international AIDS awareness and education organization that reaches youth in Africa through soccer clinics ... \$1,000 worth of donations were received at the gate and during the match ... head coach Bobby Clark, whose son Tommy is the founder and CEO of the organization, and the Notre Dame men's soccer camp donated \$2,000.

LOOKING BACK ...

Last season, Notre Dame posted an 11-8-4 record ... the Irish were runners-up in the BIG EAST Blue Division with an 8-3 mark ... the Fighting Irish were finalists at the BIG EAST Championship as they fell to St. John's in a penalty kick shootout (5-3) following a scoreless draw ... Notre Dame defeated Green Bay 2-1 in the first round of the NCAA tournament before falling at Northwestern, 3-1, in the second round ... that marked Notre Dame's ninth straight appearance in the NCAA tournament.

**NSCAA
Rankings**

Nov. 16

Rank	Team	Record	Last Week
1.	Louisville	(16-0-3)	1
2.	Akron	(18-1-1)	2
3.	Maryland	(17-2-1)	3
4.	North Carolina	(16-3-1)	4
5.	Butler	(16-0-3)	6
6.	California	(12-2-3)	8
7.	SMU	(15-2-0)	5
8.	UCLA	(14-4-1)	9
9.	Connecticut	(12-2-5)	7
10.	Princeton	(13-3-1)	11
11.	Monmouth	(14-1-4)	13
12.	William & Mary	(15-3-2)	16
13.	UC Irvine	(14-3-3)	10
14.	UC Santa Barbara	(13-4-3)	22
15.	NOTRE DAME	(10-5-4)	17
16.	Charlotte	(13-5-1)	15
17.	Creighton	(12-5-1)	12
18.	South Carolina	(12-6-2)	RV
19.	Michigan	(14-4-3)	RV
20.	Providence	(12-5-3)	RV
21.	Virginia	(11-5-3)	20
22.	Brown	(11-3-3)	14
23.	Tulsa	(11-6-2)	25
24.	Duke	(9-5-4)	19
25.	Boston College	(10-4-5)	21

Bold indicates 2010 opponent

Poll Tracker
Notre Dame in the NSCAA rankings

Preseason.....RV
 Sept. 7NR
 Sept. 14RV
 Sept. 21NR
 Sept. 28RV
 Oct. 5RV
 Oct. 12NR
 Oct. 19RV
 Oct. 26RV
 Nov. 219th
 Nov. 917th
 Nov. 1615th

**Soccer America
Rankings**

Nov. 9

Rank	Team	Record	Last Week
1.	Akron	(16-1-1)	1
2.	North Carolina	(14-2-1)	2
3.	Maryland	(14-2-1)	3
4.	Louisville	(15-0-2)	4
5.	SMU	(15-1-0)	5
6.	Butler	(15-0-2)	6
7.	California	(11-2-3)	8
8.	Connecticut	(12-2-4)	9
9.	UC Irvine	(14-2-3)	7
10.	UCLA	(13-4-1)	11
11.	NOTRE DAME	(10-4-4)	12
12.	UC Santa Barbara	(11-4-3)	16
13.	Virginia	(10-4-3)	10
14.	William & Mary	(13-3-2)	18
15.	Monmouth	(12-1-4)	14
16.	Boston College	(9-3-5)	23
17.	Princeton	(12-3-1)	25
18.	Creighton	(12-4-1)	13
19.	Florida Gulf Coast	(13-3-2)	19
20.	Duke	(9-4-4)	21
21.	Ohio State	(10-5-2)	NR
22.	Michigan	(11-4-3)	24
23.	Brown	(11-2-3)	25
24.	Indiana	(9-6-2)	15
25t.	Providence	(11-5-2)	NR
25t.	Charlotte	(13-5-0)	NR
25t.	Central Florida	(11-3-3)	NR

Bold indicates 2010 opponent

Poll Tracker
Notre Dame in the Soccer America rankings

Preseason18th
 Sept. 7NR
 Sept. 1424th
 Sept. 21NR
 Sept. 28NR
 Oct. 522nd
 Oct. 1221st
 Oct. 19NR
 Oct. 26NR
 Nov. 212th
 Nov. 911th

**Soccer Times
Rankings**

Nov. 15

Rank	Team	Record	Last Week
1.	Louisville	(16-0-3)	1
2.	Akron	(18-1-1)	2
3.	Maryland	(17-2-1)	4
4.	North Carolina	(16-3-1)	3
5.	California	(12-2-3)	8
6.	Butler	(16-0-3)	7
7.	SMU	(15-2-0)	5
8.	Connecticut	(12-2-4)	6
9.	UCLA	(14-4-1)	9
10.	Monmouth	(14-1-4)	11
11.	William & Mary	(15-3-2)	15
12.	Princeton	(13-3-1)	18
13.	UC Irvine	(14-3-3)	10
14.	Boston College	(10-4-5)	13
15.	Creighton	(12-5-1)	12
16.	NOTRE DAME	(10-5-4)	16
17.	UC Santa Barbara	(13-4-3)	23
18.	Virginia	(11-5-3)	14
19t.	Michigan	(14-4-3)	NR
19t.	South Carolina	(12-6-2)	NR
21.	Brown	(11-3-3)	17
22.	Providence	(12-5-3)	NR
23.	Penn State	(13-7-1)	24
24.	Penn	(12-5-0)	20
25.	Charlotte	(13-5-1)	21

Bold indicates 2010 opponent

Poll Tracker
Notre Dame in the Soccer Times rankings

Preseason.....RV
 Sept. 7RV
 Sept. 13RV
 Sept. 20NR
 Sept. 27RV
 Oct. 4RV
 Oct. 11RV
 Oct. 18RV
 Oct. 25RV
 Nov. 121st
 Nov. 816th
 Nov. 1516th

**College Soccer News
Rankings**

Nov. 14

Rank	Team	Record	Last Week
1.	Louisville	(16-0-3)	1
2.	Akron	(18-1-1)	2
3.	Maryland	(17-2-1)	4
4.	North Carolina	(16-3-1)	3
5.	California	(12-2-3)	6
6.	Butler	(16-0-3)	7
7.	UCLA	(14-4-1)	10
8.	SMU	(15-2-0)	5
9.	William & Mary	(15-3-2)	12
10.	Connecticut	(12-2-5)	9
11.	UC Irvine	(14-3-3)	8
12.	Princeton	(13-3-1)	16
13.	Boston College	(10-4-5)	14
14.	Monmouth	(14-1-4)	15
15.	Michigan	(14-4-3)	24
16.	Creighton	(12-5-1)	11
17.	Virginia	(11-5-3)	13
18.	UC Santa Barbara	(13-4-3)	21
19.	NOTRE DAME	(10-5-4)	18
20.	Brown	(11-3-3)	17
21.	South Carolina	(12-6-2)	NR
22.	Penn State	(13-7-1)	25
23.	Charlotte	(13-5-1)	20
24.	Penn	(12-5-0)	19
25.	Duke	(9-5-4)	22
26.	Florida Gulf Coast	(13-3-2)	26
27.	Providence	(12-5-3)	NR
28.	Indiana	(9-7-2)	23
29.	Tulsa	(11-6-2)	NR
30.	Georgetown	(11-6-1)	27

Bold indicates 2010 opponent

Poll Tracker
Notre Dame in the College Soccer News rankings

PreseasonNR
 Sept. 5NR
 Sept. 12RV
 Sept. 19NR
 Sept. 26RV
 Oct. 3RV
 Oct. 10RV
 Oct. 17RV
 Oct. 24RV
 Oct. 3120th
 Nov. 718th
 Nov. 1419th

**2010 BIG EAST
Weekly Awards**

Offensive Player of the Week

Sept. 6 - Uche Onyeador, Georgetown, Jr., F
 Sept. 13 - Stephane Diop, Connecticut, So., M
 Sept. 20 - Bernardo Anor, USF, Jr., M
 Sept. 27 - Tony Cascio, Connecticut, Jr., M
 Oct. 4 - Dylan Mares, Louisville, Fr., M
 Oct. 11 - Tony Cascio, Connecticut, Jr., M
 Oct. 18 - Jose Colchao, Georgetown, Sr., F
 Oct. 25 - Nick DeLeon, Louisville, Jr., M
 Nov. 1 - Colin Rolfe, Louisville, Jr., F

Defensive Player of the Week

Sept. 6 - Austin Berry, Louisville, Jr., D
 Sept. 13 - J.T. Murray, Louisville, Sr., D
 Sept. 20 - Kyle Hoffer, St. John's, Sr., D
Sept. 27 - Aaron Maund, Notre Dame, Jr., D
 Oct. 4 - Javed Mohammed, USF, Sr., M
 Oct. 11 - Robert Brickley, Connecticut, Sr., D
 Oct. 18 - Connor Lade, St. John's, Jr., D
 Oct. 25 - Connor Lade, St. John's, Jr., D
 Nov. 1 - Kyle Hoffer, St. John's, Sr., D

Goalkeeper of the Week

Sept. 6 - Matthew Brutto, Georgetown, Sr.
 Sept. 13 - Jeff Attinella, USF, Sr.
 Sept. 20 - Josh Ford, Connecticut, Sr.
 Sept. 27 - David Check, Marquette, So.
 Oct. 4 - David Check, Marquette, So.
 Oct. 11 - Jeff Attinella, USF, Sr.
 Oct. 18 - Jeff Attinella, USF, Sr.
 Oct. 25 - Matt Williams, Cincinnati, Sr.
 Nov. 1 - Rafael Diaz, St. John's, R-Fr.

Rookie of the Week

Sept. 6 - Mamadou Doudou Diouf, Connecticut, F
 Sept. 13 - Dom Sarle, St. John's, F
 Sept. 20 - Dylan Renna, Villanova, F
 Sept. 27 - Dylan Mares, Louisville, M
 Oct. 4 - Alex Hadley, Cincinnati, D
 Oct. 11 - Steve Neumann, Georgetown, F
 Oct. 18 - Steve Neumann, Georgetown, F
 Oct. 25 - Dylan Mares, Louisville, M
 Nov. 1 - Ray De Leon, DePaul, Fr., M



2010 BIG EAST Standings

(as of Nov. 19)

Blue Division	BIG EAST				Overall		
	W	L	T	Pts.	W	L	T
Georgetown* & #	7	2	0	21	12	6	1
NOTRE DAME* #	6	2	1	19	10	5	4
Connecticut*	5	1	3	18	12	2	5
West Virginia*	5	4	0	15	11	7	2
Providence *	4	4	1	13	13	5	3
Marquette*	3	4	2	11	7	8	4
Pittsburgh	1	6	2	5	6	9	2
Seton Hall	1	8	0	3	3	13	1

Red Division	BIG EAST				Overall		
	W	L	T	Pts.	W	L	T
Louisville* & #!	9	0	0	27	16	0	3
Cincinnati* #	5	1	3	18	7	5	7
St. John's*	4	3	2	14	10	6	2
Villanova*	4	3	2	14	8	8	3
USF*	4	3	2	14	9	6	4
DePaul*	1	5	3	6	4	10	5
Rutgers	1	8	0	3	4	11	1
Syracuse	0	6	3	3	2	10	5

* - clinched BIG EAST tournament berth, & - regular season champion
 # - clinched bye to quarterfinals, ! - tournament champion

2010 BIG EAST Men's Soccer Honors and Awards

(as voted on by the league's coaches)

Offensive Player of the Year

Tony Cascio, Connecticut, Jr., F

Midfielder of the Year

Ian Christianson, Georgetown, So., M

Defensive Players of the Year

Austin Berry, Louisville, R-Jr., D

Goalkeeper of the Year

Josh Ford, Connecticut, Sr.

Rookie of the Year

Dylan Mares, Louisville, Fr., M

Coaching Staffs of the Year

Georgetown
 Louisville

BIG EAST Fair Play Award

St. John's

All-BIG EAST First Team

Carlos Alvarez, MF, Connecticut
 Austin Berry, D, Louisville
Jeb Brovsky, MF, Notre Dame
 *Tony Cascio, F, Connecticut
 Ian Christianson, MF, Georgetown
 Nick DeLeon, MF, Louisville
 Josh Ford, GK, Connecticut
 Matt Marcin, MF, Providence
***Steven Perry, F, Notre Dame**
 Colin Rolfe, F, Louisville
 Tadeu Terra, MF, St. John's

*unanimous First Team Selection

All-BIG EAST Second Team^

Antonio Aguilar, MF, DePaul
 Bernardo Anor, MF, USF
 Matt Bahner, MF, Cincinnati
 Stephane Diop, MF, Connecticut
 Raymon Gaddis, D, West Virginia
 Zach Johnson, GK, West Virginia
 Calum Mallace, MF, Marquette
 Dylan Mares, MF, Louisville
 Brayan Martinez, MF, Seton Hall
Aaron Maund, D, Notre Dame
 Javed Mohammed, D, USF
 Steve Neumann, MF, Georgetown
Dillon Powers, MF, Notre Dame
 Abel Sebele, MF, West Virginia
 ^additional players due to point total ties

All-BIG EAST Third Team^

Jeff Attinella, GK, USF
 Paolo DelPiccolo, MF, Louisville
 Greg King, D, Connecticut
 Connor Lade, D, St. John's
 Alex Mangan, F, DePaul
 Leston Paul, MF, USF
 Dylan Renna, F, Villanova
 Yannick Salmon, MF, Rutgers
 Jossimar Sanchez, MF, Connecticut
 Dom Sarle, F, St. John's
 Eric Schoenle, D, West Virginia
 Hasani Sinclair, F, USF
 Kenney Walker, MF, Louisville
 Matt Williams, GK, Cincinnati
 ^additional players due to point total ties

All-Rookie Team:

Rafael Diaz, GK, St. John's; Joey Dillon, MF, Georgetown; Mamadou Diouf, F, Connecticut; Andrew Jean-Baptiste, D, Connecticut; Dylan Mares, MF, Louisville; Steve Neumann, MF/F, Georgetown; Leston Paul, MF, USF; Dylan Renna, F, Villanova; Dom Sarle, F, St. John's; Joseph Schmid, MF, Villanova; **Harrison Shipp, F, Notre Dame**

2010 NOTRE DAME MEN'S SOCCER ROSTER

No.	Name	Yr.	Pos.	Ht.	Wt.	Hometown/High School	Pronunciation
00	Adam LaPlaca	Fr.	GK	5-9	170	Glastonbury, CT/Glastonbury	
0	Patrick Wall	Fr.	GK	5-11	160	Sugarland, TX/Strake Jesuit College Prep	
1	Philip Tuttle** (C)	Sr.	GK	6-1	200	Hooksett, NH/Brewster Academy	
2	Aaron Maund**	Jr.	D	6-1	185	Dorchester, MA/The Roxbury Latin School	Mond
3	Bilal Duckett*	Sr.	D	6-2	165	Peachtree City, GA/McIntosh	Bill-ALL
4	Sean McGrath*	Jr.	D	5-8	145	Indianapolis, IN/Pike	
5	Jeb Brovsky***	Sr.	M/F	6-1	170	Lakewood, CO/Green Mountain	
6	Greg Klazura*	Sr.	M/D	5-10	150	Rockford, IL/Boylan Catholic	Kluh-ZUR-uh
7	Michael Knapp	Jr.	D	6-0	145	Arlington, TX/Jesuit	
8	Dillon Powers*	So.	M	5-11	172	Plano, TX/Plano Senior	
9	Bob Novak	So.	M	5-6	145	Homer Glen, IL/Lockport Township	
10	Chris Sutton*	Jr.	M	6-1	185	Apple Valley, MN/Shattuck-St. Mary's	
11	Steven Perry***	Sr.	F	6-0	175	Edmond, OK/Bishop McGuinness	
12	Craig Krzyskowski	Sr.	D	6-2	195	Western Springs, IL/Lyons Township	Kr-COW-ski
13	Will Walsh	Jr.	GK	6-3	190	Morristown, NJ/Delbarton	
14	Danny O'Leary	So.	M/F	5-11	165	Naperville, IL/Neuqua Valley	
15	Harrison Shipp	Fr.	M/F	5-9	145	Lake Forest, IL/Lake Forest	
16	Andrew Luttrell	Sr.	M/F	5-7	145	Granger, IN/Penn	
17	Brendan King**	Jr.	M	6-0	160	Naperville, IL/Edison Academic Center (Fla.)	
18	Kyle Richard	So.	M/F	5-10	155	Louisville, KY/Saint Xavier	
19	Adam Mena*	Jr.	M	5-10	145	Holland, MI/West Ottawa	MAY-nuh
20	Grant Van De Castele	So.	D	6-2	165	Plano, TX/Frisco Centennial	
21	Eric Tilley	So.	M/D	6-0	160	Albuquerque, NM/Sandia	
22	Luke Mishu	Fr.	D	6-0	165	Knoxville, TN/Knoxville Catholic	ME-shoe
23	Michael Rose*	Jr.	M/F	6-2	170	Severna Park, MD/Severna Park	
24	Andrew O'Malley	Fr.	D	6-0	180	West Chester, PA/Salesianum School	
25	Alex Priede	Fr.	F	5-9	155	Cincinnati, OH/Summit Country Day	Pre-DEE
26	Leon Brown	Fr.	F	5-11	160	Mattapan, MA/The Roxbury Latin School	
27	Kyle Craft	Fr.	M	5-10	145	Tulsa, OK/Bishop Kelly	

Head Coach: Bobby Clark (10th season, Jordanhill College '67)

Assistant Coaches: BJ Craig (3rd season, Gordon College '93), Chad Riley (5th season, Notre Dame '04)

Volunteer Assistant Coach (Goalkeepers): Vern Gingerich (3rd season, Tri-State University '97)

Athletic Trainer: Bill Agnew; **Senior Manager:** Aryelle Emison

* - indicates number of monograms won; (C) - indicates team captain

Roster Breakdown

By Position

Forwards (3) – Brown, Perry, Priede

Forwards/Midfielders (6) – Brovsky, Luttrell, O'Leary, Richard, Rose, Shipp

Midfielders (6) – Craft, King, Mena, Novak, Sutton, Powers

Midfielders/Defenders (1) – Tilley

Defenders (9) – Duckett, Klazura, Knapp, Krzyskowski, Maund, McGrath, Mishu, O'Malley, Van De Castele,

Goalkeepers (4) – LaPlaca, Tuttle, Wall, Walsh

By Class

Fifth-Year Senior (1) – Tuttle

Seniors (6) – Brovsky, Duckett, Klazura, Krzyskowski, Luttrell, Perry

Juniors (8) – King, Knapp, Maund, McGrath, Mena, Rose, Sutton, Walsh

Sophomores (6) – Novak, O'Leary, Powers, Richard, Tilley, Van De Castele

Freshmen (8) – Brown, Craft, LaPlaca, Mishu, O'Malley, Priede, Shipp, Wall

By Home State

Colorado (1): Brovsky

Connecticut (1): LaPlaca

Georgia (1): Duckett

Illinois (6): King, Klazura, Krzyskowski, Novak, O'Leary, Shipp

Indiana (2): Luttrell, McGrath

Kentucky (1): Richard

Maryland (1): Rose

Massachusetts (2): Brown, Maund

Michigan (1): Mena

Minnesota (1): Sutton

New Hampshire (1): Tuttle

New Jersey (1): Walsh

New Mexico (1): Tilley

Ohio (1): Priede

Oklahoma (2): Craft, Perry

Pennsylvania (1): O'Malley

Tennessee (1): Mishu

Texas (4): Knapp, Powers, Van De Castele, Wall

Alphabetical Roster

No.	Name	Yr.	Pos.
5	Jeb Brovsky***	Sr.	F/M
26	Leon Brown	Fr.	F
27	Kyle Craft	Fr.	M
3	Bilal Duckett*	Sr.	D
17	Brendan King**	Jr.	M
6	Greg Klazura*	Sr.	M/D
7	Michael Knapp	Jr.	D
12	Craig Krzyskowski	Sr.	D
00	Adam LaPlaca	Fr.	GK
16	Andrew Luttrell	Sr.	M/F
2	Aaron Maund**	Jr.	D
4	Sean McGrath*	Jr.	D
19	Adam Mena*	Jr.	M
22	Luke Mishu	Fr.	D
9	Bob Novak	So.	M
14	Danny O'Leary	So.	M/F
24	Andrew O'Malley	Fr.	D
11	Steven Perry***	Sr.	F
8	Dillon Powers*	So.	M
25	Alex Priede	Fr.	F
18	Kyle Richard	So.	M/F
23	Michael Rose*	Jr.	M/F
15	Harrison Shipp	Fr.	M/F
10	Chris Sutton*	Jr.	M
21	Eric Tilley	So.	M/D
1	Philip Tuttle**	Sr.	GK
20	Grant Van De Castele	So.	D
0	Patrick Wall	Fr.	GK
13	Will Walsh	Jr.	GK

*denotes number of monograms received

#0 Patrick Wall • Fr. • GK

Date	Opponent	Score	GP-GS	Minutes	GA	GAAvg.	Saves	Save%	W	L	I	Shutouts
------	----------	-------	-------	---------	----	--------	-------	-------	---	---	---	----------

Totals HAS NOT PLAYED

#00 Adam LaPlaca • Fr. • GK

Date	Opponent	Score	GP-GS	Minutes	GA	GAAvg.	Saves	Save%	W	L	I	Shutouts
------	----------	-------	-------	---------	----	--------	-------	-------	---	---	---	----------

Totals HAS NOT PLAYED

#1 Philip Tuttle • Sr. • GK

Date	Opponent	Score	GP-GS	Minutes	GA	GAAvg.	Saves	Save%	W	L	I	Shutouts
------	----------	-------	-------	---------	----	--------	-------	-------	---	---	---	----------

9/3	vs. UCLA	0-1										
9/5	CALIFORNIA (2ot)	0-0										
9/10	DRAKE	2-0										
9/12	CAL POLY	5-1										
9/17	at Michigan (2ot)	0-0										
9/19	MICHIGAN STATE	0-2										
9/25	ST. JOHN'S	1-0										
9/29	vs. Northwestern (2ot)	1-1	**	110:00	1	0.82	4	.800	0	0	1	0
10/3	PROVIDENCE	2-1	**	90:00	1	0.90	4	.800	1	0	0	0
10/6	at Indiana	2-1	**	90:00	1	0.93	2	.769	2	0	1	0
10/9	at West Virginia	1-2	**	90:00	2	1.18	1	.688	2	1	1	0
10/13	MARQUETTE	4-1	**	90:00	1	1.15	4	.714	3	1	1	0
10/16	at Louisville	0-2	**	90:00	2	1.29	4	.704	3	2	1	0
10/19	at Seton Hall	3-1	**	90:00	1	1.25	4	.719	4	2	1	0
10/22	at Connecticut (2ot)	0-0	**	110:00	0	1.07	5	.757	4	2	2	1
10/27	PITTSBURGH	3-2	**	90:00	2	1.16	3	.738	5	2	2	0
10/31	GEORGETOWN	3-0	**	90:00	0	1.05	0	.738	6	2	2	1
11/6	MARQUETTE	2-1	**	90:00	1	1.05	1	.727	7	2	2	0
11/12	vs. Louisville	0-1	**	90:00	1	1.04	4	.735	7	3	2	0
Totals			12-12	1120:00	13	1.04	36	.735	7	3	2	2

#2 Aaron Maund • Jr. • D

Date	Opponent	Score	GP-GS	G	A	Pts	Shots	Shot%	SOG	SOG%	GW	PK-ATT	MIN
------	----------	-------	-------	---	---	-----	-------	-------	-----	------	----	--------	-----

9/3	vs. UCLA	0-1	**	0	0	0	0	.000	0	.000	0	0-0	90
9/5	CALIFORNIA (2ot)	0-0	**	0	0	0	1	.000	0	.000	0	0-0	110
9/10	DRAKE	2-0	**	0	0	0	0	.000	0	.000	0	0-0	90
9/12	CAL POLY	5-1	**	1	0	2	1	.500	1	.500	0	0-0	90
9/17	at Michigan (2ot)	0-0	**	0	0	0	0	.500	0	.500	0	0-0	110
9/19	MICHIGAN STATE	0-2	**	0	0	0	1	.333	0	.333	0	0-0	90
9/25	ST. JOHN'S	1-0	**	0	0	0	1	.250	1	.500	0	0-0	90
9/29	vs. Northwestern (2ot)	1-1	**	0	0	0	2	.167	0	.333	0	0-0	110
10/3	PROVIDENCE	2-1	**	0	0	0	0	.167	0	.333	0	0-0	90
10/6	at Indiana	2-1	**	0	0	0	1	.143	0	.286	0	0-0	90
10/9	at West Virginia	1-2	**	0	0	0	0	.143	0	.286	0	0-0	90
10/13	MARQUETTE	4-1	**	0	0	0	0	.143	0	.286	0	0-0	90
10/16	at Louisville	0-2	**	0	0	0	1	.125	0	.250	0	0-0	90
10/19	at Seton Hall	3-1	**	0	0	0	1	.111	1	.333	0	0-0	90
10/22	at Connecticut (2ot)	0-0	**	0	0	0	0	.111	0	.333	0	0-0	110
10/27	PITTSBURGH	3-2	**	0	0	0	3	.083	0	.250	0	0-0	90
10/31	GEORGETOWN	3-0	**	0	1	1	0	.083	0	.250	0	0-0	90
11/6	MARQUETTE	2-1	**	0	1	1	1	.077	1	.308	0	0-0	90
11/12	vs. Louisville	0-1	**	0	0	0	0	.077	0	.308	0	0-0	90
Totals			19-19	1	2	4	13	.077	4	.308	0	0-0	1790

#3 Bilal Duckett • Sr. • D

Date	Opponent	Score	GP-GS	G	A	Pts	Shots	Shot%	SOG	SOG%	GW	PK-ATT	MIN
------	----------	-------	-------	---	---	-----	-------	-------	-----	------	----	--------	-----

9/3	vs. UCLA	0-1	**	0	0	0	1	.000	0	.000	0	0-0	90
9/5	CALIFORNIA (2ot)	0-0	**	0	0	0	1	.000	0	.000	0	0-0	110
9/10	DRAKE	2-0	**	0	0	0	1	.000	0	.000	0	0-0	90
9/12	CAL POLY	5-1	**	0	0	0	0	.000	0	.000	0	0-0	79
9/17	at Michigan (2ot)	0-0	**	0	0	0	0	.000	0	.000	0	0-0	110
9/19	MICHIGAN STATE	0-2	**	0	0	0	0	.000	0	.000	0	0-0	90
9/25	ST. JOHN'S	1-0	**	0	0	0	1	.000	1	.250	0	0-0	90
9/29	vs. Northwestern (2ot)	1-1	**	0	0	0	0	.000	0	.250	0	0-0	110
10/3	PROVIDENCE	2-1	**	0	0	0	0	.000	0	.250	0	0-0	90
10/6	at Indiana	2-1	**	0	0	0	0	.000	0	.250	0	0-0	90
10/9	at West Virginia	1-2	**	0	0	0	0	.000	0	.250	0	0-0	90
10/13	MARQUETTE	4-1	**	0	0	0	1	.000	1	.400	0	0-0	90
10/16	at Louisville	0-2	**	0	0	0	0	.000	0	.400	0	0-0	79
10/19	at Seton Hall	3-1	**	0	0	0	0	.000	0	.400	0	0-0	90
10/22	at Connecticut (2ot)	0-0	**	0	0	0	0	.000	0	.400	0	0-0	110
10/27	PITTSBURGH	3-2	**	0	0	0	0	.000	0	.400	0	0-0	90
10/31	GEORGETOWN	3-0	**	0	0	0	1	.000	0	.333	0	0-0	90
11/6	MARQUETTE	2-1	**	0	0	0	0	.000	0	.333	0	0-0	90
11/12	vs. Louisville	0-1	**	0	0	0	1	.000	0	.286	0	0-0	76
Totals			19-19	0	0	0	7	.000	2	.286	0	0-0	1741

#4 Sean McGrath • Jr. • D

Date	Opponent	Score	GP-GS	G	A	Pts	Shots	Shot%	SOG	SOG%	GW	PK-ATT	MIN
9/3	vs. UCLA	0-1				DID NOT PLAY							
9/5	CALIFORNIA (2ot)	0-0				DID NOT PLAY							
9/10	DRAKE	2-0				DID NOT PLAY							
9/12	CAL POLY	5-1	*	0	0	0	0	.000	0	.000	0	0-0	7
9/17	at Michigan (2ot)	0-0				DID NOT PLAY							
9/19	MICHIGAN STATE	0-2				DID NOT PLAY							
9/25	ST. JOHN'S	1-0				DID NOT PLAY							
9/29	vs. Northwestern (2ot)	1-1				DID NOT PLAY							
10/3	PROVIDENCE	2-1				DID NOT PLAY							
10/6	at Indiana	2-1				DID NOT PLAY							
10/9	at West Virginia	1-2				DID NOT PLAY							
10/13	MARQUETTE	4-1				DID NOT PLAY							
10/16	at Louisville	0-2				DID NOT PLAY							
10/19	at Seton Hall	3-1				DID NOT PLAY							
10/22	at Connecticut (2ot)	0-0				DID NOT PLAY							
10/27	PITTSBURGH	3-2				DID NOT PLAY							
10/31	GEORGETOWN	3-0				DID NOT PLAY							
11/6	MARQUETTE	2-1				DID NOT PLAY							
11/12	vs. Louisville	0-1				DID NOT PLAY							
Totals			1-0	0	0	0	0	.000	0	.000	0	0-0	7

#5 Jeb Brovsky • Sr. • F/M

Date	Opponent	Score	GP-GS	G	A	Pts	Shots	Shot%	SOG	SOG%	GW	PK-ATT	MIN
9/3	vs. UCLA	0-1	**	0	0	0	2	.000	1	.500	0	0-0	82
9/5	CALIFORNIA (2ot)	0-0	**	0	0	0	1	.000	0	.000	0	0-0	17
9/10	DRAKE	2-0	**	0	0	0	5	.000	2	.400	0	0-0	80
9/12	CAL POLY	5-1	**	0	1	1	2	.000	1	.500	0	0-0	80
9/17	at Michigan (2ot)	0-0	**	0	0	0	3	.000	1	.385	0	0-0	102
9/19	MICHIGAN STATE	0-2	**	0	0	0	3	.000	1	.375	0	0-0	90
9/25	ST. JOHN'S	1-0	**	0	0	0	1	.000	1	.412	0	0-0	85
9/29	vs. Northwestern (2ot)	1-1	**	0	0	0	6	.000	3	.435	0	0-0	110
10/3	PROVIDENCE	2-1	**	1	0	2	3	.038	2	.462	0	0-0	90
10/6	at Indiana	2-1	**	1	0	2	3	.069	1	.448	0	0-0	90
10/9	at West Virginia	1-2	**	0	0	0	0	.069	0	.448	0	0-0	90
10/13	MARQUETTE	4-1	**	0	0	0	0	.069	0	.448	0	0-0	90
10/16	at Louisville	0-2	**	0	0	0	0	.069	0	.448	0	0-0	90
10/19	at Seton Hall	3-1	**	0	0	0	2	.065	1	.452	0	0-0	90
10/22	at Connecticut (2ot)	0-0	**	0	0	0	2	.061	0	.424	0	0-0	104
10/27	PITTSBURGH	3-2	**	1	0	2	5	.079	2	.421	0	1-1	90
10/31	GEORGETOWN	3-0	**	0	0	0	0	.079	0	.421	0	0-0	90
11/6	MARQUETTE	2-1	**	1	0	2	5	.093	2	.419	0	0-0	90
11/12	vs. Louisville	0-1	**	0	0	0	1	.091	0	.409	0	0-0	69
Totals			19-19	4	1	9	44	.091	18	.409	0	1-1	1629

#6 Greg Klazura • Sr. • D

Date	Opponent	Score	GP-GS	G	A	Pts	Shots	Shot%	SOG	SOG%	GW	PK-ATT	MIN
9/3	vs. UCLA	0-1	**	0	0	0	1	.000	0	.000	0	0-0	90
9/5	CALIFORNIA (2ot)	0-0	**	0	0	0	0	.000	0	.000	0	0-0	110
9/10	DRAKE	2-0	**	0	0	0	1	.000	1	.500	0	0-0	90
9/12	CAL POLY	5-1	**	1	0	2	1	.333	1	.667	0	0-0	84
9/17	at Michigan (2ot)	0-0	**	0	0	0	2	.200	1	.600	0	0-0	110
9/19	MICHIGAN STATE	0-2	**	0	0	0	0	.200	0	.600	0	0-0	90
9/25	ST. JOHN'S	1-0	**	0	0	0	0	.200	0	.600	0	0-0	90
9/29	vs. Northwestern (2ot)	1-1	**	0	0	0	3	.125	2	.625	0	0-0	110
10/3	PROVIDENCE	2-1	**	0	0	0	1	.111	1	.667	0	0-0	90
10/6	at Indiana	2-1	**	0	0	0	0	.111	0	.667	0	0-0	90
10/9	at West Virginia	1-2	**	0	0	0	0	.111	0	.667	0	0-0	90
10/13	MARQUETTE	4-1	**	0	0	0	0	.111	0	.667	0	0-0	90
10/16	at Louisville	0-2	**	0	0	0	0	.111	0	.667	0	0-0	90
10/19	at Seton Hall	3-1	**	0	0	0	0	.111	0	.667	0	0-0	90
10/22	at Connecticut (2ot)	0-0	**	0	0	0	1	.100	1	.700	0	0-0	110
10/27	PITTSBURGH	3-2	**	0	1	1	2	.083	0	.583	0	0-0	90
10/31	GEORGETOWN	3-0	**	0	0	0	0	.083	0	.583	0	0-0	90
11/6	MARQUETTE	2-1	**	0	0	0	0	.083	0	.583	0	0-0	90
11/12	vs. Louisville	0-1	**	0	0	0	0	.083	0	.583	0	0-0	90
Totals			19-19	1	1	3	12	.083	7	.583	0	0-0	1784

#7 Michael Knapp • Jr. • D

<u>Date</u>	<u>Opponent</u>	<u>Score</u>	<u>GP-GS</u>	<u>G</u>	<u>A</u>	<u>Pts</u>	<u>Shots</u>	<u>Shot%</u>	<u>SOG</u>	<u>SOG%</u>	<u>GW</u>	<u>PK-ATT</u>	<u>MIN</u>
9/3	vs. UCLA	0-1				DID NOT PLAY							
9/5	CALIFORNIA (2ot)	0-0				DID NOT PLAY							
9/10	DRAKE	2-0				DID NOT PLAY							
9/12	CAL POLY	5-1	*	0	0	0	0	.000	0	.000	0	0-0	11
9/17	at Michigan (2ot)	0-0				DID NOT PLAY							
9/19	MICHIGAN STATE	0-2				DID NOT PLAY							
9/25	ST. JOHN'S	1-0				DID NOT PLAY							
9/29	vs. Northwestern (2ot)	1-1				DID NOT PLAY							
10/3	PROVIDENCE	2-1				DID NOT PLAY							
10/6	at Indiana	2-1				DID NOT PLAY							
10/9	at West Virginia	1-2				DID NOT PLAY							
10/13	MARQUETTE	4-1				DID NOT PLAY							
10/16	at Louisville	0-2				DID NOT PLAY							
10/19	at Seton Hall	3-1				DID NOT PLAY							
10/22	at Connecticut (2ot)	0-0				DID NOT PLAY							
10/27	PITTSBURGH	3-2				DID NOT PLAY							
10/31	GEORGETOWN	3-0				DID NOT PLAY							
11/6	MARQUETTE	2-1				DID NOT PLAY							
11/12	vs. Louisville	0-1				DID NOT PLAY							
Totals			1-0	0	0	0	0	.000	0	.000	0	0-0	11

#8 Dillon Powers • So. • M

<u>Date</u>	<u>Opponent</u>	<u>Score</u>	<u>GP-GS</u>	<u>G</u>	<u>A</u>	<u>Pts</u>	<u>Shots</u>	<u>Shot%</u>	<u>SOG</u>	<u>SOG%</u>	<u>GW</u>	<u>PK-ATT</u>	<u>MIN</u>
9/3	vs. UCLA	0-1	**	0	0	0	2	.000	2	1.000	0	0-0	90
9/5	CALIFORNIA (2ot)	0-0	**	0	0	0	4	.000	2	.667	0	0-0	99
9/10	DRAKE	2-0	**	0	1	1	3	.000	1	.556	0	0-0	70
9/12	CAL POLY	5-1	**	1	1	3	1	.100	1	.600	1	0-0	75
9/17	at Michigan (2ot)	0-0	**	0	0	0	2	.083	0	.500	0	0-0	110
9/19	MICHIGAN STATE	0-2	**	0	0	0	4	.062	1	.438	0	0-0	90
9/25	ST. JOHN'S	1-0	**	0	0	0	2	.056	1	.444	0	0-0	90
9/29	vs. Northwestern (2ot)	1-1	**	0	0	0	3	.048	1	.429	0	0-0	110
10/3	PROVIDENCE	2-1	**	0	1	1	0	.048	0	.429	0	0-0	90
10/6	at Indiana	2-1	**	0	0	0	0	.048	0	.429	0	0-0	90
10/9	at West Virginia	1-2	**	0	1	1	0	.048	0	.429	0	0-0	90
10/13	MARQUETTE	4-1	**	1	0	2	1	.091	1	.455	0	0-0	70
10/16	at Louisville	0-2	**	0	0	0	0	.091	0	.455	0	0-0	90
10/19	at Seton Hall	3-1	**	0	0	0	2	.083	1	.458	0	0-0	90
10/22	at Connecticut (2ot)	0-0	**	0	0	0	3	.074	1	.444	0	0-0	101
10/27	PITTSBURGH	3-2	**	0	0	0	1	.071	0	.429	0	0-0	77
10/31	GEORGETOWN	3-0	**	1	0	2	3	.097	1	.419	0	0-0	82
11/6	MARQUETTE	2-1	**	0	0	0	7	.079	1	.368	0	0-0	90
11/12	vs. Louisville	0-1	**	0	0	0	1	0.77	1	.385	0	0-0	90
Totals			19-19	3	4	10	39	.077	15	.385	1	0-0	1694

#9 Bob Novak • so. • M

<u>Date</u>	<u>Opponent</u>	<u>Score</u>	<u>GP-GS</u>	<u>G</u>	<u>A</u>	<u>Pts</u>	<u>Shots</u>	<u>Shot%</u>	<u>SOG</u>	<u>SOG%</u>	<u>GW</u>	<u>PK-ATT</u>	<u>MIN</u>
9/3	vs. UCLA	0-1				DID NOT PLAY							
9/5	CALIFORNIA (2ot)	0-0				DID NOT PLAY							
9/10	DRAKE	2-0				DID NOT PLAY							
9/12	CAL POLY	5-1	*	0	0	0	0	.000	0	.000	0	0-0	15
9/17	at Michigan (2ot)	0-0				DID NOT PLAY							
9/19	MICHIGAN STATE	0-2				DID NOT PLAY							
9/25	ST. JOHN'S	1-0				DID NOT PLAY							
9/29	vs. Northwestern (2ot)	1-1				DID NOT PLAY							
10/3	PROVIDENCE	2-1				DID NOT PLAY							
10/6	at Indiana	2-1				DID NOT PLAY							
10/9	at West Virginia	1-2				DID NOT PLAY							
10/13	MARQUETTE	4-1	*	0	0	0	0	.000	0	.000	0	0-0	4
10/16	at Louisville	0-2				DID NOT PLAY							
10/19	at Seton Hall	3-1				DID NOT PLAY							
10/22	at Connecticut (2ot)	0-0				DID NOT PLAY							
10/27	PITTSBURGH	3-2				DID NOT PLAY							
10/31	GEORGETOWN	3-0				DID NOT PLAY							
11/6	MARQUETTE	2-1				DID NOT PLAY							
11/12	vs. Louisville	0-1				DID NOT PLAY							
Totals			2-0	0	0	0	0	.000	0	.000	0	0-0	19

#10 Chris Sutton • Jr. • M

Date	Opponent	Score	GP-GS	G	A	Pts	Shots	Shot%	SOG	SOG%	GW	PK-ATT	MIN
9/3	vs. UCLA	0-1	**	0	0	0	0	.000	0	.000	0	0-0	67
9/5	CALIFORNIA (2ot)	0-0	**	0	0	0	4	.000	1	.250	0	0-0	104
9/10	DRAKE	2-0	**	0	0	0	4	.000	1	.250	0	0-0	90
9/12	CAL POLY	5-1	**	0	0	0	2	.000	0	.200	0	0-0	71
9/17	at Michigan (2ot)	0-0	**	0	0	0	3	.000	1	.231	0	0-0	90
9/19	MICHIGAN STATE	0-2	**	0	0	0	1	.000	0	.214	0	0-0	62
9/25	ST. JOHN'S	1-0	**	0	0	0	0	.000	0	.214	0	0-0	66
9/29	vs. Northwestern (2ot)	1-1	**	0	0	0	0	.000	0	.214	0	0-0	57
10/3	PROVIDENCE	2-1	**	0	0	0	1	.000	0	.200	0	0-0	62
10/6	at Indiana	2-1	**	0	0	0	1	.000	0	.188	0	0-0	70
10/9	at West Virginia	1-2	**	0	0	0	0	.000	0	.188	0	0-0	45
10/13	MARQUETTE	4-1	*	0	0	0	0	.000	0	.188	0	0-0	20
10/16	at Louisville	0-2											
10/19	at Seton Hall	3-1	*	0	0	0	0	.000	0	.188	0	0-0	11
10/22	at Connecticut (2ot)	0-0	**	0	0	0	0	.000	0	.188	0	0-0	83
10/27	PITTSBURGH	3-2	**	0	0	0	0	.000	0	.188	0	0-0	78
10/31	GEORGETOWN	3-0	**	0	0	0	1	.000	0	.176	0	0-0	63
11/6	MARQUETTE	2-1	**	0	0	0	2	.000	0	.158	0	0-0	61
11/12	vs. Louisville	0-1	**	0	0	0	1	.000	0	.150	0	0-0	66
Totals			18-16	0	0	0	20	.000	3	.150	0	0-0	1166

#11 Steven Perry • Sr. • F

Date	Opponent	Score	GP-GS	G	A	Pts	Shots	Shot%	SOG	SOG%	GW	PK-ATT	MIN
9/3	vs. UCLA	0-1	**	0	0	0	4	.000	1	.250	0	0-0	76
9/5	CALIFORNIA (2ot)	0-0	**	0	0	0	4	.000	2	.375	0	0-0	88
9/10	DRAKE	2-0	**	2	0	4	9	.118	3	.353	1	0-0	75
9/12	CAL POLY	5-1	**	0	0	0	1	.111	0	.333	0	0-0	61
9/17	at Michigan (2ot)	0-0	**	0	0	0	4	.091	2	.364	0	0-0	90
9/19	MICHIGAN STATE	0-2	**	0	0	0	3	.080	1	.360	0	0-0	66
9/25	ST. JOHN'S	1-0	**	1	0	2	4	.103	2	.379	1	0-0	84
9/29	vs. Northwestern (2ot)	1-1	**	1	0	2	2	.129	2	.419	0	0-0	95
10/3	PROVIDENCE	2-1	**	1	0	2	3	.147	1	.412	1	0-0	84
10/6	at Indiana	2-1	**	0	2	2	2	.139	1	.417	0	0-0	82
10/9	at West Virginia	1-2	**	1	0	2	4	.150	2	.425	0	0-0	90
10/13	MARQUETTE	4-1	**	2	0	4	3	.186	3	.465	1	0-0	55
10/16	at Louisville	0-2	**	0	0	0	2	.178	1	.467	0	0-0	90
10/19	at Seton Hall	3-1	**	1	1	3	2	.191	1	.468	0	0-0	81
10/22	at Connecticut (2ot)	0-0	**	0	0	0	3	.180	3	.500	0	0-0	110
10/27	PITTSBURGH	3-2	**	1	0	2	7	.175	4	.509	0	0-0	90
10/31	GEORGETOWN	3-0	**	2	0	4	2	.203	2	.525	1	0-0	74
11/6	MARQUETTE	2-1	**	0	0	0	4	.190	3	.540	0	0-0	82
11/12	vs. Louisville	0-1	**	0	0	0	2	.185	2	.554	0	0-0	85
Totals			19-19	12	3	27	65	.185	36	.554	5	0-0	1558

#12 Craig Krzyskowski • Sr. • D

Date	Opponent	Score	GP-GS	G	A	Pts	Shots	Shot%	SOG	SOG%	GW	PK-ATT	MIN
9/3	vs. UCLA	0-1											
9/5	CALIFORNIA (2ot)	0-0											
9/10	DRAKE	2-0											
9/12	CAL POLY	5-1	*	0	0	0	0	.000	0	.000	0	0-0	7
9/17	at Michigan (2ot)	0-0											
9/19	MICHIGAN STATE	0-2											
9/25	ST. JOHN'S	1-0											
9/29	vs. Northwestern (2ot)	1-1											
10/3	PROVIDENCE	2-1											
10/6	at Indiana	2-1											
10/9	at West Virginia	1-2											
10/13	MARQUETTE	4-1											
10/16	at Louisville	0-2											
10/19	at Seton Hall	3-1											
10/22	at Connecticut (2ot)	0-0											
10/27	PITTSBURGH	3-2											
10/31	GEORGETOWN	3-0	*	0	0	0	0	.000	0	.000	0	0-0	6
11/6	MARQUETTE	2-1											
11/12	vs. Louisville	0-1											
Totals			2-0	0	0	0	0	.000	0	.000	0	0-0	13

#13 Will Walsh • Jr. • GK

Date	Opponent	Score	GP-GS	Minutes	GA	GAAvg.	Saves	Save%	W	L	T	Shutouts
9/3	vs. UCLA	0-1	**	90:00	1	1.00	5	.833	0	1	0	0
9/5	CALIFORNIA (2ot)	0-0	**	110:00	0	0.45	4	.900	0	1	1	1
9/10	DRAKE	2-0	**	90:00	0	0.31	3	.923	1	1	1	1
9/12	CAL POLY	5-1	**	90:00	1	0.47	4	.889	2	1	1	0
9/17	at Michigan (2ot)	0-0	**	110:00	0	0.37	7	.920	2	1	2	1
9/19	MICHIGAN STATE	0-2	**	90:00	2	0.62	5	.875	2	2	2	0
9/25	ST. JOHN'S	1-0	**	90:00	0	0.54	0	.875	3	2	2	1
9/29	vs. Northwestern (2ot)	1-1		DID NOT PLAY								
10/3	PROVIDENCE	2-1		DID NOT PLAY								
10/6	at Indiana	2-1		DID NOT PLAY								
10/9	at West Virginia	1-2		DID NOT PLAY								
10/13	MARQUETTE	4-1		DID NOT PLAY								
10/16	at Louisville	0-2		DID NOT PLAY								
10/19	at Seton Hall	3-1		DID NOT PLAY								
10/22	at Connecticut (2ot)	0-0		DID NOT PLAY								
10/27	PITTSBURGH	3-2		DID NOT PLAY								
10/31	GEORGETOWN	3-0		DID NOT PLAY								
11/6	MARQUETTE	2-1		DID NOT PLAY								
11/12	vs. Louisville	0-1		DID NOT PLAY								
Totals			7-7	670:00	4	0.54	28	.875	3	2	2	4

#14 Danny O'Leary • So. • M/F

Date	Opponent	Score	GP-GS	G	A	Pts	Shots	Shot%	SOG	SOG%	GW	PK-ATT	MIN
9/3	vs. UCLA	0-1	*	0	0	0	0	.000	0	.000	0	0-0	14
9/5	CALIFORNIA (2ot)	0-0					DID NOT PLAY						
9/10	DRAKE	2-0	*	0	0	0	0	.000	0	.000	0	0-0	5
9/12	CAL POLY	5-1	*	0	0	0	0	.000	0	.000	0	0-0	15
9/17	at Michigan (2ot)	0-0	*	0	0	0	0	.000	0	.000	0	0-0	10
9/19	MICHIGAN STATE	0-2					DID NOT PLAY						
9/25	ST. JOHN'S	1-0	*	0	0	0	0	.000	0	.000	0	0-0	6
9/29	vs. Northwestern (2ot)	1-1					DID NOT PLAY						
10/3	PROVIDENCE	2-1	*	0	0	0	0	.000	0	.000	0	0-0	6
10/6	at Indiana	2-1	*	0	0	0	0	.000	0	.000	0	0-0	8
10/9	at West Virginia	1-2					DID NOT PLAY						
10/13	MARQUETTE	4-1	*	0	0	0	1	.000	0	.000	0	0-0	35
10/16	at Louisville	0-2					DID NOT PLAY						
10/19	at Seton Hall	3-1	*	0	0	0	0	.000	0	.000	0	0-0	9
10/22	at Connecticut (2ot)	0-0					DID NOT PLAY						
10/27	PITTSBURGH	3-2					DID NOT PLAY						
10/31	GEORGETOWN	3-0	*	0	0	0	0	.000	0	.000	0	0-0	8
11/6	MARQUETTE	2-1	*	0	0	0	0	.000	0	.000	0	0-0	8
11/12	vs. Louisville	0-1	*	0	0	0	0	.000	0	.000	0	0-0	5
Totals			12-0	0	0	0	1	.000	0	.000	0	0-0	129

#15 Harrison Shipp • Fr. • M/F

Date	Opponent	Score	GP-GS	G	A	Pts	Shots	Shot%	SOG	SOG%	GW	PK-ATT	MIN
9/3	vs. UCLA	0-1	*	0	0	0	2	.000	0	.000	0	0-0	30
9/5	CALIFORNIA (2ot)	0-0	*	0	0	0	2	.000	1	.250	0	0-0	68
9/10	DRAKE	2-0	*	0	0	0	4	.000	2	.375	0	0-0	30
9/12	CAL POLY	5-1	*	0	1	1	1	.000	1	.444	0	0-0	29
9/17	at Michigan (2ot)	0-0	*	0	0	0	1	.000	0	.400	0	0-0	49
9/19	MICHIGAN STATE	0-2	*	0	0	0	2	.000	1	.417	0	0-0	45
9/25	ST. JOHN'S	1-0	*	0	0	0	4	.000	2	.438	0	0-0	29
9/29	vs. Northwestern (2ot)	1-1	*	0	0	0	3	.000	1	.421	0	0-0	53
10/3	PROVIDENCE	2-1	*	0	0	0	2	.000	1	.429	0	0-0	28
10/6	at Indiana	2-1	*	0	0	0	0	.000	0	.429	0	0-0	20
10/9	at West Virginia	1-2	*	0	0	0	2	.000	0	.391	0	0-0	45
10/13	MARQUETTE	4-1	**	0	3	3	0	.000	0	.391	0	0-0	74
10/16	at Louisville	0-2	**	0	0	0	1	.000	1	.417	0	0-0	81
10/19	at Seton Hall	3-1	**	0	2	2	3	.000	1	.407	0	0-0	79
10/22	at Connecticut (2ot)	0-0	*	0	0	0	1	.000	1	.429	0	0-0	41
10/27	PITTSBURGH	3-2	*	0	0	0	0	.000	0	.429	0	0-0	25
10/31	GEORGETOWN	3-0	*	0	0	0	1	.000	0	.414	0	0-0	29
11/6	MARQUETTE	2-1	*	0	0	0	0	.000	0	.414	0	0-0	29
11/12	vs. Louisville	0-1	*	0	0	0	1	.000	0	.400	0	0-0	45
Totals			19-3	0	6	6	30	.000	12	.400	0	0-0	829

#16 Andrew Luttrell • sr. • F/M

Date	Opponent	Score	GP-GS	G	A	Pts	Shots	Shot%	SOG	SOG%	GW	PK-ATT	MIN
9/3	vs. UCLA	0-1											
						DID NOT PLAY							
9/5	CALIFORNIA (2ot)	0-0	*	0	0	0	0	.000	0	.000	0	0-0	22
9/10	DRAKE	2-0	*	0	0	0	1	.000	0	.000	0	0-0	10
9/12	CAL POLY	5-1	*	0	0	0	0	.000	0	.000	0	0-0	14
9/17	at Michigan (2ot)	0-0											
						DID NOT PLAY							
9/19	MICHIGAN STATE	0-2											
						DID NOT PLAY							
9/25	ST. JOHN'S	1-0											
						DID NOT PLAY							
9/29	vs. Northwestern (2ot)	1-1	*	0	0	0	1	.000	0	.000	0	0-0	15
10/3	PROVIDENCE	2-1											
						DID NOT PLAY							
10/6	at Indiana	2-1											
						DID NOT PLAY							
10/9	at West Virginia	1-2											
						DID NOT PLAY							
10/13	MARQUETTE	4-1											
						DID NOT PLAY							
10/16	at Louisville	0-2	*	0	0	0	0	.000	0	.000	0	0-0	9
10/19	at Seton Hall	3-1											
						DID NOT PLAY							
10/22	at Connecticut (2ot)	0-0											
						DID NOT PLAY							
10/27	PITTSBURGH	3-2											
						DID NOT PLAY							
10/31	GEORGETOWN	3-0	*	0	0	0	0	.000	0	.000	0	0-0	13
11/6	MARQUETTE	2-1											
						DID NOT PLAY							
11/12	vs. Louisville	0-1											
						DID NOT PLAY							
Totals			6-0	0	0	0	2	.000	0	.000	0	0-0	83

#17 Brendan King • Jr. • M

Date	Opponent	Score	GP-GS	G	A	Pts	Shots	Shot%	SOG	SOG%	GW	PK-ATT	MIN
9/3	vs. UCLA	0-1	**	0	0	0	4	.000	1	.250	0	0-0	86
9/5	CALIFORNIA (2ot)	0-0	**	0	0	0	6	.000	2	.300	0	0-0	80
9/10	DRAKE	2-0	**	0	0	0	1	.000	0	.273	0	0-0	60
9/12	CAL POLY	5-1	**	1	1	3	4	.067	1	.267	0	0-0	60
9/17	at Michigan (2ot)	0-0	**	0	0	0	3	.056	1	.278	0	0-0	89
9/19	MICHIGAN STATE	0-2	**	0	0	0	3	.048	0	.238	0	0-0	63
9/25	ST. JOHN'S	1-0	**	0	0	0	3	.042	0	.208	0	0-0	73
			**	0	0	0	3	.037	1	.222	0	0-0	67
9/29	vs. Northwestern (2ot)	1-1	**	0	0	0	3	.037	0	.222	0	0-0	52
10/3	PROVIDENCE	2-1	**	0	0	0	0	.037	0	.222	0	0-0	66
10/6	at Indiana	2-1	**	0	0	0	0	.037	0	.222	0	0-0	68
10/9	at West Virginia	1-2	**	0	0	0	2	.034	2	.276	0	0-0	57
10/13	MARQUETTE	4-1	**	0	0	0	3	.031	1	.281	0	0-0	56
10/16	at Louisville	0-2	**	0	0	0	4	.028	2	.306	0	0-0	50
10/19	at Seton Hall	3-1	**	1	0	2	1	.054	1	.324	0	0-0	73
10/22	at Connecticut (2ot)	0-0	**	0	0	0	3	.050	0	.300	0	0-0	74
10/27	PITTSBURGH	3-2	**	1	0	2	7	.064	2	.298	1	0-0	60
10/31	GEORGETOWN	3-0	**	0	3	3	2	.061	0	.286	0	0-0	74
11/6	MARQUETTE	2-1	**	0	2	2	2	.059	2	.314	0	0-0	81
11/12	vs. Louisville	0-1	**	0	0	0	4	.055	2	.327	0	0-0	1289
Totals			19-19	3	6	12	55	.055	18	.327	1	0-0	

#18 Kyle Richard • so. • M/F

Date	Opponent	Score	GP-GS	G	A	Pts	Shots	Shot%	SOG	SOG%	GW	PK-ATT	MIN
9/3	vs. UCLA	0-1											
						DID NOT PLAY							
9/5	CALIFORNIA (2ot)	0-0	*	0	0	0	0	.000	0	.000	0	0-0	20
9/10	DRAKE	2-0	*	0	0	0	0	.000	0	.000	0	0-0	11
9/12	CAL POLY	5-1	*	0	0	0	1	.000	0	.000	0	0-0	17
9/17	at Michigan (2ot)	0-0											
						DID NOT PLAY							
9/19	MICHIGAN STATE	0-2	*	0	0	0	1	.000	0	.000	0	0-0	55
9/25	ST. JOHN'S	1-0											
						DID NOT PLAY							
9/29	vs. Northwestern (2ot)	1-1	*	0	0	0	1	.000	0	.000	0	0-0	35
10/3	PROVIDENCE	2-1	*	0	1	1	0	.000	0	.000	0	0-0	46
10/6	at Indiana	2-1	*	0	0	0	0	.000	0	.000	0	0-0	25
10/9	at West Virginia	1-2	*	0	0	0	2	.000	1	.200	0	0-0	28
10/13	MARQUETTE	4-1	*	0	0	0	0	.000	0	.200	0	0-0	33
10/16	at Louisville	0-2	*	0	0	0	0	.000	0	.200	0	0-0	45
10/19	at Seton Hall	3-1	*	0	0	0	3	.000	2	.375	0	0-0	40
10/22	at Connecticut (2ot)	0-0	*	0	0	0	0	.000	0	.375	0	0-0	17
10/27	PITTSBURGH	3-2	*	0	0	0	0	.000	0	.375	0	0-0	16
10/31	GEORGETOWN	3-0	*	0	0	0	1	.000	0	.333	0	0-0	30
11/6	MARQUETTE	2-1											
						DID NOT PLAY							
11/12	vs. Louisville	0-1	*	0	0	0	0	.000	0	.333	0	0-0	9
Totals			15-0	0	1	1	9	.000	3	.333	0	0-0	427

#19 Adam Mena • Jr. • M

Date	Opponent	Score	GP-GS	G	A	Pts	Shots	Shot%	SOG	SOG%	GW	PK-ATT	MIN
9/3	vs. UCLA	0-1	*	0	0	0	0	.000	0	.000	0	0-0	19
9/5	CALIFORNIA (2ot)	0-0	*	0	0	0	1	.000	0	.000	0	0-0	74
9/10	DRAKE	2-0	*	0	0	0	0	.000	0	.000	0	0-0	30
9/12	CAL POLY	5-1	*	0	0	0	0	.000	0	.000	0	0-0	30
9/17	at Michigan (2ot)	0-0	*	0	0	0	2	.000	0	.000	0	0-0	31
9/19	MICHIGAN STATE	0-2	*	0	0	0	3	.000	2	.333	0	0-0	22
9/25	ST. JOHN'S	1-0	**	0	0	0	0	.000	0	.333	0	0-0	42
9/29	vs. Northwestern (2ot)	1-1	*	0	0	0	1	.000	0	.286	0	0-0	30
10/3	PROVIDENCE	2-1	*	0	0	0	0	.000	0	.286	0	0-0	16
10/6	at Indiana	2-1	*	1	0	2	1	.125	1	.375	1	0-0	25
10/9	at West Virginia	1-2	*	0	0	0	0	.125	0	.375	0	0-0	34
10/13	MARQUETTE	4-1	*	1	0	2	1	.222	1	.444	0	0-0	33
10/16	at Louisville	0-2	*	0	0	0	0	.222	0	.444	0	0-0	34
10/19	at Seton Hall	3-1	*	0	0	0	3	.167	0	.333	0	0-0	40
10/22	at Connecticut (2ot)	0-0	*	0	0	0	2	.143	0	.286	0	0-0	37
10/27	PITTSBURGH	3-2	*	0	0	0	0	.143	0	.286	0	0-0	16
10/31	GEORGETOWN	3-0	*	0	0	0	1	.133	0	.267	0	0-0	26
11/6	MARQUETTE	2-1	*	0	0	0	0	.133	0	.267	0	0-0	16
11/12	vs. Louisville	0-1	*	0	0	0	0	.133	0	.267	0	0-0	14
Totals			19-1	2	0	4	15	.133	4	.267	1	0-0	569

#20 Grant Van De Castele • so. • D

Date	Opponent	Score	GP-GS	G	A	Pts	Shots	Shot%	SOG	SOG%	GW	PK-ATT	MIN
9/3	vs. UCLA	0-1	**	0	0	0	1	.000	0	.000	0	0-0	90
9/5	CALIFORNIA (2ot)	0-0	**	0	0	0	1	.000	0	.000	0	0-0	110
9/10	DRAKE	2-0	**	0	0	0	0	.000	0	.000	0	0-0	90
9/12	CAL POLY	5-1	**	1	0	2	3	.200	1	.200	0	0-0	84
9/17	at Michigan (2ot)	0-0	**	0	0	0	1	.167	0	.167	0	0-0	110
9/19	MICHIGAN STATE	0-2	**	0	0	0	0	.167	0	.167	0	0-0	79
9/25	ST. JOHN'S	1-0	**	0	0	0	0	.167	0	.167	0	0-0	90
9/29	vs. Northwestern (2ot)	1-1	**	0	0	0	0	.167	0	.167	0	0-0	110
10/3	PROVIDENCE	2-1	**	0	0	0	0	.167	0	.167	0	0-0	90
10/6	at Indiana	2-1	**	0	0	0	0	.167	0	.167	0	0-0	90
10/9	at West Virginia	1-2	**	0	0	0	0	.167	0	.167	0	0-0	90
10/13	MARQUETTE	4-1	**	0	0	0	0	.167	0	.167	0	0-0	90
10/16	at Louisville	0-2	**	0	0	0	1	.143	0	.143	0	0-0	90
10/19	at Seton Hall	3-1	**	0	0	0	0	.143	0	.143	0	0-0	90
10/22	at Connecticut (2ot)	0-0	**	0	0	0	0	.143	0	.143	0	0-0	110
10/27	PITTSBURGH	3-2	**	0	0	0	0	.143	0	.143	0	0-0	90
10/31	GEORGETOWN	3-0	**	0	0	0	0	.143	0	.143	0	0-0	84
11/6	MARQUETTE	2-1	**	1	0	2	2	.222	2	.333	1	0-0	90
11/12	vs. Louisville	0-1	**	0	0	0	0	.222	0	.333	0	0-0	90
Totals			19-19	2	0	4	9	.222	3	.333	1	0-0	1767

#21 Eric Tilley • so. • M/D

Date	Opponent	Score	GP-GS	G	A	Pts	Shots	Shot%	SOG	SOG%	GW	PK-ATT	MIN
HAS NOT PLAYED													

Totals

#22 Luke Mishu • Fr. • D

Date	Opponent	Score	GP-GS	G	A	Pts	Shots	Shot%	SOG	SOG%	GW	PK-ATT	MIN
HAS NOT PLAYED													

Totals

#23 Michael Rose • Jr. • M/F

Date	Opponent	Score	GP-GS	G	A	Pts	Shots	Shot%	SOG	SOG%	GW	PK-ATT	MIN
9/3	vs. UCLA	0-1	**	0	0	0	1	.000	1	1.000	0	0-0	75
9/5	CALIFORNIA (2ot)	0-0	**	0	0	0	3	.000	1	.500	0	0-0	88
9/10	DRAKE	2-0	**	0	1	1	3	.000	1	.429	0	0-0	79
9/12	CAL POLY	5-1	**	0	0	0	0	.000	0	.429	0	0-0	74
9/17	at Michigan (2ot)	0-0	**	0	0	0	1	.000	1	.500	0	0-0	89
9/19	MICHIGAN STATE	0-2	**	0	0	0	1	.000	0	.444	0	0-0	59
9/25	ST. JOHN'S	1-0	*	0	0	0	2	.000	1	.455	0	0-0	64
9/29	vs. Northwestern (2ot)	1-1	**	0	1	1	5	.000	2	.438	0	0-0	88
10/3	PROVIDENCE	2-1	**	0	0	0	0	.000	0	.438	0	0-0	65
10/6	at Indiana	2-1	**	0	0	0	0	.000	0	.438	0	0-0	66
10/9	at West Virginia	1-2	**	0	0	0	0	.000	0	.438	0	0-0	63
10/13	MARQUETTE	4-1	**	0	1	1	2	.000	0	.389	0	0-0	70
10/16	at Louisville	0-2	**	0	0	0	1	.000	0	.368	0	0-0	56
10/19	at Seton Hall	3-1	**	1	0	2	1	.050	1	.400	1	0-0	50
10/22	at Connecticut (2ot)	0-0	**	0	0	0	1	.048	0	.381	0	0-0	94
10/27	PITTSBURGH	3-2	**	0	1	1	2	.043	0	.348	0	0-0	74
10/31	GEORGETOWN	3-0	**	0	0	0	0	.043	0	.348	0	0-0	64
11/6	MARQUETTE	2-1	**	0	0	0	2	.040	1	.360	0	0-0	90
11/12	vs. Louisville	0-1	**	0	0	0	0	.040	0	.360	0	0-0	90
Totals			19-18	1	4	6	25	.040	9	.360	1	0-0	1398

#24	Andrew O'Malley • Fr. • D	Fr. • D												
Date	Opponent	Score	GP-GS	G	A	Pts	Shots	Shot%	SOG	SOG%	GW	PK-ATT	MIN	
HAS NOT PLAYED														

Totals

#25	Alex Priede • Fr. • F	Fr. • F											
Date	Opponent	Score	GP-GS	G	A	Pts	Shots	Shot%	SOG	SOG%	GW	PK-ATT	MIN
HAS NOT PLAYED													



Totals

#26	Leon Brown • Fr. • F	Fr. • F											
Date	Opponent	Score	GP-GS	G	A	Pts	Shots	Shot%	SOG	SOG%	GW	PK-ATT	MIN
HAS NOT PLAYED													

Totals

#27	Kyle Craft • Fr. • M	Fr. • M											
Date	Opponent	Score	GP-GS	G	A	Pts	Shots	Shot%	SOG	SOG%	GW	PK-ATT	MIN
HAS NOT PLAYED													

Totals



 **GAME 1** 

Sept. 3, 2010
Bill Armstrong Stadium • Bloomington, Ind.
adidas/IU Credit Union Classic

	<u>1</u>	<u>2</u>		<u>F</u>
#5 UCLA	1	0	-	1
#18 Notre Dame	0	0	-	0

Scoring: UCLA: Ryan Hollingshead (Kelyn Rowe) 22:54
Goalkeepers: UCLA: Brian Rowe - 90:00 - 0 ga - 7 svs - W;
ND: Will Walsh - 90:00 - 1 ga - 5 svs - L

	<u>UCLA</u>	<u>ND</u>
Shots	14	19
Corner Kicks	4	10
Saves	7	5
Fouls	10	9
Offsides	2	4



 **GAME 2** 

Sept. 5, 2010
Alumni Stadium • Notre Dame, Ind.
adidas/IU Credit Union Classic

	<u>1</u>	<u>2</u>	<u>OT</u>	<u>OT2</u>		<u>F</u>
California	0	0	0	0	-	0
#18 Notre Dame	0	0	0	0	-	0

Scoring: None
Goalkeepers: CAL: David Bingham - 110:00 - 0 ga - 9 svs - T; ND: Will Walsh - 110:00 - 0 ga - 4 svs - T

	<u>CAL</u>	<u>ND</u>
Shots	16	28
Corner Kicks	7	13
Saves	9	4
Fouls	10	14
Offsides	4	1



 **GAME 3** 

Sept. 10, 2010
Alumni Stadium • Notre Dame, Ind.
Mike Berticelli Memorial Tournament

	<u>1</u>	<u>2</u>		<u>F</u>
#22 Drake	0	0	-	0
Notre Dame	1	1	-	2

Scoring: ND: Steven Perry (Michael Rose, Dillon Powers) 26:52; ND: Steven Perry (unassisted) 77:24
Goalkeepers: DU: Jordan Kadlec - 90:00 - 2 ga - 9 svs - L;
ND: Will Walsh - 90:00 - 0 ga - 3 svs - W

	<u>DU</u>	<u>ND</u>
Shots	9	32
Corner Kicks	1	11
Saves	9	3
Fouls	4	5
Offsides	1	1



 **GAME 4** 

Sept. 12, 2010
Alumni Stadium • Notre Dame, Ind.
Mike Berticelli Memorial Tournament

	<u>1</u>	<u>2</u>		<u>F</u>
Cal Poly	0	1	-	1
Notre Dame	0	5	-	5

Scoring: ND: Aaron Maund (Brendan King) 50:04; ND: Dillon Powers (Jeb Brovsky) 56:25; ND: Brendan King (unassisted) 61:18; ND: Greg Klazura (unassisted) 70:57; ND: Grant Van De Castele (Dillon Powers, Harrison Shipp) 73:25; CP: Cameron Walters (unassisted) 89:54
Goalkeepers: CP: Chris Violas - 90:00 - 5 ga - 2 svs - L; ND: Will Walsh - 90:00 - 1 ga - 4 svs - W

	<u>CP</u>	<u>ND</u>
Shots	9	17
Corner Kicks	3	6
Saves	2	4
Fouls	8	11
Offsides	3	3



 **GAME 5** 

Sept. 17, 2010
U-M Soccer Complex • Ann Arbor, Mich.

	<u>1</u>	<u>2</u>	<u>OT</u>	<u>OT2</u>		<u>F</u>
#24 Notre Dame	0	0	0	0	-	0
Michigan	0	0	0	0	-	0

Scoring: None
Goalkeepers: ND: Will Walsh - 7 SV, 0 GA, 110:00, T; UM: Chris Blais - 7 SV, 0 GA, 110:00, T

	<u>ND</u>	<u>UM</u>
Shots	22	22
Corner Kicks	9	4
Saves	7	7
Fouls	14	12
Offsides	2	4



 **GAME 6** 

Sept. 19, 2010
Alumni Stadium • Notre Dame, Ind.

	<u>1</u>	<u>2</u>		<u>F</u>
#15 Michigan State	1	1	-	2
#24 Notre Dame	0	0	-	0

Scoring: MSU: Domenic Barone (Josh Barens, Cyrus Saydee) 39:30; MSU: Domenic Barone (Cyrus Saydee) 83:49
Goalkeepers: MSU: Avery Steinlage - 6 SV, 0 GA, 90:00, W; ND: Will Walsh - 5 SV, 2 GA, 90:00, L

	<u>MSU</u>	<u>ND</u>
Shots	13	22
Corner Kicks	6	7
Saves	6	5
Fouls	11	19
Offsides	2	2



 **GAME 7** 

Sept. 25, 2010
Alumni Stadium • Notre Dame, Ind.

	<u>1</u>	<u>2</u>		<u>F</u>
#12 St. John's	0	0	-	0
Notre Dame	0	1	-	1

Scoring: ND: Steven Perry (unassisted) 69:14
Goalkeepers: SJ: Rafael Diaz - 8 SV, 1 GA, 90:00, L; ND: Will Walsh - 0 SV, 0 GA, 90:00, W

	<u>SJ</u>	<u>ND</u>
Shots	7	18
Corner Kicks	6	7
Saves	8	0
Fouls	7	9
Offsides	2	0



 **GAME 8** 

Sept. 29, 2010
Toyota Park • Bridgeview, Ill.

	<u>1</u>	<u>2</u>	<u>OT</u>	<u>OT2</u>		<u>F</u>
Northwestern	0	1	0	0	-	1
Notre Dame	0	1	0	0	-	1

Scoring: NU: Matt Eliason (unassisted) 47:20; ND: Steven Perry (Michael Rose) 78:02
Goalkeepers: NU: Drew Kotler - 11 SV, 1 GA, 110:00, T; ND: Philip Tuttle - 4 SV, 1 GA, 110:00, T

	<u>NU</u>	<u>ND</u>
Shots	16	30
Corner Kicks	6	5
Saves	11	4
Fouls	6	14
Offsides	1	1

 **GAME 9** 

Oct. 3, 2010
Alumni Stadium • Notre Dame, Ind.

	<u>1</u>	<u>2</u>		<u>F</u>
Providence	1	0	-	1
Notre Dame	1	1	-	2

Scoring: ND: Jeb Brovsky (Dillon Powers) 11:51; PC: own goal 15:00; ND: Steven Perry (Kyle Richard) 84:43
Goalkeepers: PC: Jhojan Obando - 3 SV, 2 GA, 90:00, L; ND: Philip Tuttle - 4 SV, 1 GA, 90:00, W

	<u>PC</u>	<u>ND</u>
Shots	13	10
Corner Kicks	10	5
Saves	3	4
Fouls	9	12
Offsides	2	3

GAME 10

Oct. 6, 2010
Bill Armstrong Stadium • Bloomington, Ind.

	<u>1</u>	<u>2</u>		<u>F</u>
#22 Notre Dame	1	1	-	2
#20 Indiana	1	0	-	1

Scoring: ND: Jeb Brovsky (Steven Perry) 13:45; IU: Will Bruin (Andy Adlard) 23:17; ND: Adam Mena (Steven Perry) 79:44
Goalkeepers: ND: Philip Tuttle - 2 SV (1 team save), 1 GA, 90:00, W; IU: Luis Soffner - 1 SV, 2 GA, 90:00, L

	<u>ND</u>	<u>IU</u>
Shots	8	11
Corner Kicks	5	8
Saves	3	1
Fouls	14	3
Offsides	1	0

GAME 11

Oct. 9, 2010
Dick Dlesk Soccer Stadium • Morgantown, W. Va.

	<u>1</u>	<u>2</u>		<u>F</u>
#22 Notre Dame	0	1	-	1
West Virginia	2	0	-	2

Scoring: WV: Abel Sebele (penalty kick) 11:57; WV: Franck Tayou (Raymon Gaddis) 20:30; ND: Steven Perry (Dillon Powers) 82:57
Goalkeepers: ND: Philip Tuttle - 1 SV, 2 GA, 90:00, L; WV: Zach Johnson - 4 SV, 1 GA, 90:00, W

	<u>ND</u>	<u>WV</u>
Shots	10	6
Corner Kicks	8	6
Saves	1	4
Fouls	7	18
Offsides	2	0

GAME 12

Oct. 13, 2010
Alumni Stadium • Notre Dame, Ind.

	<u>1</u>	<u>2</u>		<u>F</u>
Marquette	0	1	-	1
#21 Notre Dame	3	1	-	4

Scoring: ND: Dillon Powers (Harrison Shipp) 2:10; ND: Steven Perry (Michael Rose, Harrison Shipp) 10:54; ND: Adam Mena (Harrison Shipp) 29:31; MU: Chris Madsen (Calum Mallace) 55:06; ND: Steven Perry (unassisted) 61:54
Goalkeepers: MU: David Check - 2 SV, 4 GA, 65:14, L; Keenan Flynn - 1 SV, 0 GA, 24:46; ND: Philip Tuttle - 4 SV, 1 GA, 90:00, W

	<u>MU</u>	<u>ND</u>
Shots	12	12
Corner Kicks	7	4
Saves	3	4
Fouls	7	11
Offsides	6	2

GAME 13

Oct. 16, 2010
Cardinal Park • Louisville, Ky.

	<u>1</u>	<u>2</u>		<u>F</u>
#21 Notre Dame	0	0	-	0
#2 Louisville	0	2	-	2

Scoring: UL: Dylan Mares (Colin Rolfe) 54:15; UL: Nick DeLeon (unassisted) 83:41
Goalkeepers: ND: Philip Tuttle - 4 SV, 2 GA, 90:00, L; UL: Andre Boudreaux - 4 SV, 0 GA, 90:00, W

	<u>ND</u>	<u>UL</u>
Shots	10	26
Corner Kicks	5	6
Saves	4	4
Fouls	12	13
Offsides	4	2

GAME 14

Oct. 19, 2010
Owen T. Carroll Field • South Orange, N.J.

	<u>1</u>	<u>2</u>		<u>F</u>
Notre Dame	1	2	-	3
Seton Hall	0	1	-	1

Scoring: ND: Steven Perry (Harrison Shipp) 20:21; ND: Michael Rose (Harrison Shipp) 55:35; ND: Brendan King (Steven Perry) 58:10; SH: Brayon Martinez (Steven Rose) 74:25
Goalkeepers: ND: Philip Tuttle - 4 SV, 1 GA, 90:00, W; SH: Michael Kuzan - 4 SV, 3 GA, 90:00, L

	<u>ND</u>	<u>SH</u>
Shots	18	20
Corner Kicks	5	11
Saves	5	6
Fouls	9	18
Offsides	3	2

GAME 15

Oct. 22, 2010
Joseph J. Morrone Stadium • Storrs, Conn.

	<u>1</u>	<u>2</u>	<u>OT</u>	<u>OT2</u>	<u>F</u>
Notre Dame	0	0	0	0	- 0
#5 Connecticut	0	0	0	0	- 0

Scoring: None
Goalkeepers: ND: Philip Tuttle - 5 SV, 0 GA, 110:00, T; UC: Josh Ford - 6 SV, 0 GA, 100:00, T

	<u>ND</u>	<u>UC</u>
Shots	16	17
Corner Kicks	4	5
Saves	5	6
Fouls	14	6
Offsides	0	4

GAME 16

Oct. 27, 2010
Alumni Stadium • Notre Dame, Ind.

	<u>1</u>	<u>2</u>		<u>F</u>
Pittsburgh	2	0	-	2
Notre Dame	2	1	-	3

Scoring: UP: Alex Harrison (Ryan Brode) 23:15; ND: Steven Perry (Greg Klazura) 23:34; ND: Jeb Brovsky (penalty kick) 27:00; UP: own goal 44:27; ND: Brendan King (Michael Rose) 89:00
Goalkeepers: UP: Matt Aberegg - 5 SV, 3 GA, 90:00, L; ND: Philip Tuttle - 3 SV, 2 GA, 90:00, W

	<u>UP</u>	<u>ND</u>
Shots	11	27
Corner Kicks	4	12
Saves	5	3
Fouls	7	3
Offsides	1	0

GAME 17

Oct. 31, 2010
Alumni Stadium • Notre Dame, Ind.

	<u>1</u>	<u>2</u>		<u>F</u>
#21 Georgetown	0	0	-	0
Notre Dame	0	3	-	3

Scoring: ND: Steven Perry (Brendan King) 54:58; ND: Steven Perry (Brendan King) 56:55; ND: Dillon Powers (Brendan King, Aaron Maund) 75:15
Goalkeepers: GU: Matthew Brutto - 0 SV, 3 GA, 90:00, L; ND: Philip Tuttle - 0 SV, 0 GA, 90:00, W

	<u>GU</u>	<u>ND</u>
Shots	4	12
Corner Kicks	0	4
Saves	0	0
Fouls	10	15
Offsides	2	2

GAME 18

Nov. 6, 2010
Alumni Stadium • Notre Dame, Ind.
BIG EAST Championship Quarterfinal

	<u>1</u>	<u>2</u>		<u>F</u>
Marquette	0	1	-	1
#12 Notre Dame	1	1	-	2

Scoring: Scoring: ND: Jeb Brovsky (Brendan King, Aaron Maund) 7:20; MU: Bryan Ciesiulka (Hector Navarro) 52:49; ND: Grant Van De Castelee (Brendan King) 65:34
Goalkeepers: MU: David Check - 10 SV, 2 GA, 90:00, L; ND: Philip Tuttle - 1 SV, 1 GA, 90:00, W

	<u>MU</u>	<u>ND</u>
Shots	11	25
Corner Kicks	6	8
Saves	10	1
Fouls	16	5
Offsides	1	1



GAME 19



Nov. 12, 2010

Red Bull Arena • Harrison, N.J.
BIG EAST Championship Semifinal

	<u>1</u>	<u>2</u>		<u>E</u>
#11 Notre Dame	0	0	-	0
#1 Louisville	0	1	-	1

Scoring: UL: J.T. Murray (unassisted) 53:55

Goalkeepers: ND: Philip Tuttle - 4 SV, 1 GA, 90:00, L;

UL: Andre Boudreaux - 5 SV, 0 GA, 90:00, W

	<u>ND</u>	<u>UL</u>
Shots	11	15
Corner Kicks	4	3
Saves	4	5
Fouls	6	9
Offsides	7	4

2010 Notre Dame Men's Soccer
Notre Dame Combined Team Statistics (as of Nov 13, 2010)
All games

RECORD:	OVERALL	HOME	AWAY	NEUTRAL
ALL GAMES	10-5-4	8-1-1	2-2-2	0-2-1
CONFERENCE	6-2-1	5-0	1-2-1	0-0
NON-CONFERENCE	4-3-3	3-1-1	1-0-1	0-2-1

Date	Opponent	Score	Att.	#	Player	gp	g	a	pts	sh	sh%	sog	sog%	gw	pk-att	
Sep 03	vs #5 UCLA	L	0-1	2952	11	PERRY, Steven	19	12	3	27	65	.185	36	.554	5	0-0
Sep 05	CALIFORNIA	To2	0-0	1379	17	KING, Brendan	19	3	6	12	55	.055	18	.327	1	0-0
Sep 10	#22 DRAKE	W	2-0	1547	8	POWERS, Dillon	19	3	4	10	39	.077	15	.385	1	0-0
Sep 12	CAL POLY	W	5-1	892	5	BROVSKY, Jeb	19	4	1	9	44	.091	18	.409	0	1-1
Sep 17	at Michigan	To2	0-0	3503	23	ROSE, Michael	19	1	4	6	25	.040	9	.360	1	0-0
Sep 19	#15 MICHIGAN STATE	L	0-2	893	15	SHIPP, Harrison	19	0	6	6	30	.000	12	.400	0	0-0
* Sep 25	#12 ST. JOHN'S	W	1-0	928	19	MENA, Adam	19	2	0	4	15	.133	4	.267	1	0-0
Sep 29	vs Northwestern	To2	1-1	437	20	VAN DE CASTEELE, Gr	19	2	0	4	9	.222	3	.333	1	0-0
* Oct 03	PROVIDENCE	W	2-1	1331	2	MAUND, Aaron	19	1	2	4	13	.077	4	.308	0	0-0
Oct 06	at #20 Indiana	W	2-1	1801	6	KLAZURA, Greg	19	1	1	3	12	.083	7	.583	0	0-0
* Oct 09	at West Virginia	L	1-2	977	18	RICHARD, Kyle	15	0	1	1	9	.000	3	.333	0	0-0
* Oct 13	MARQUETTE	W	4-1	930	10	SUTTON, Chris	18	0	0	0	20	.000	3	.150	0	0-0
* Oct 16	at #2 Louisville	L	0-2	3207	3	DUCKETT, Bilal	19	0	0	0	7	.000	2	.286	0	0-0
* Oct 19	at Seton Hall	W	3-1	512	16	LUTTRELL, Andrew	6	0	0	0	2	.000	0	.000	0	0-0
* Oct 22	at #5 Connecticut	To2	0-0	4463	14	O'LEARY, Danny	12	0	0	0	1	.000	0	.000	0	0-0
* Oct 27	PITTSBURGH	W	3-2	634	13	WALSH, Will	7	0	0	0	1	.000	1	1.000	0	0-0
* Oct 31	#21 GEORGETOWN	W	3-0	327	12	KRZYKOWSKI, Craig	2	0	0	0	0	.000	0	.000	0	0-0
^ Nov 06	MARQUETTE	W	2-1	429	9	NOVAK, Bob	2	0	0	0	0	.000	0	.000	0	0-0
^ Nov 12	vs #1 Louisville	L	0-1	0	7	KNAPP, Michael	1	0	0	0	0	.000	0	.000	0	0-0
					4	McGRATH, Sean	1	0	0	0	0	.000	0	.000	0	0-0
					1	TUTTLE, Philip	12	0	0	0	0	.000	0	.000	0	0-0
						Total	19	29	28	86	347	.084	135	.389	10	1-1
						Opponents	19	17	11	45	252	.067	83	.329	5	1-2

* - BIG EAST Game
^ - BIG EAST Tournament

TEAM STATISTICS	ND	OPP
SHOT STATISTICS		
Goals-Shot attempts	29-347	17-252
Goals scored per game	1.53	0.89
Shot pct.	.084	.067
Shots on goal-Attempts	135-347	83-252
SOG pct.	.389	.329
Shots/Game	18.3	13.3
CORNER KICKS	132	103
PENALTY KICKS	1-1	1-2
PENALTIES		
Yellow cards	22	19
Red cards	0	0
ATTENDANCE		
Total	9290	14463
Dates/Avg Per Date	10/929	6/2410
Neutral Site #/Avg	3/1130	

#	Goalie	GP	Min.	GA	GAAvg	Saves	Pct	W-L-T	Sho
13	WALSH, Will	7	670:00	4	0.54	28	.875	3-2-2	4
1	TUTTLE, Philip	12	1120:00	13	1.04	36	.735	7-3-2	2
	Total	19	1790:00	17	0.85	66	.795	10-5-4	6
	Opponents	19	1790:00	29	1.46	106	.785	5-10-4	7

Goals by Period	1st	2nd	OT	OT2	Total
Notre Dame	10	19	0	0	29
Opponents	8	9	0	0	17

Shots by Period	1st	2nd	OT	OT2	Total
Notre Dame	151	175	12	9	347
Opponents	118	123	3	8	252

Saves by Period	1st	2nd	OT	OT2	Total
Notre Dame	31	32	0	3	66
Opponents	41	59	3	3	106

Corners by Period	1st	2nd	OT	OT2	Total
Notre Dame	54	69	6	3	132
Opponents	51	50	1	1	103

Fouls by Period	1st	2nd	OT	OT2	Total
Notre Dame	88	101	4	10	203
Opponents	79	101	2	2	184

2010 Notre Dame Men's Soccer
Notre Dame Overall Individual Statistics (as of Nov 13, 2010)
All games

Overall: 10-5-4 Conf: 6-2-1 Home: 8-1-1 Away: 2-2-2 Neut: 0-2-1

##	Player	gp-gs	min	g	a	pts	sh	sh%	sog	sog%	gwg	pk-att
11	PERRY, Steven	19-19	1558	12	3	27	65	.185	36	.554	5	0-0
17	KING, Brendan	19-19	1289	3	6	12	55	.055	18	.327	1	0-0
8	POWERS, Dillon	19-19	1694	3	4	10	39	.077	15	.385	1	0-0
5	BROVSKY, Jeb	19-19	1629	4	1	9	44	.091	18	.409	0	1-1
23	ROSE, Michael	19-18	1398	1	4	6	25	.040	9	.360	1	0-0
15	SHIPP, Harrison	19-3	829	0	6	6	30	.000	12	.400	0	0-0
19	MENA, Adam	19-1	569	2	0	4	15	.133	4	.267	1	0-0
20	VAN DE CASTEELE, Gra	19-19	1767	2	0	4	9	.222	3	.333	1	0-0
2	MAUND, Aaron	19-19	1790	1	2	4	13	.077	4	.308	0	0-0
6	KLAZURA, Greg	19-19	1784	1	1	3	12	.083	7	.583	0	0-0
18	RICHARD, Kyle	15-0	427	0	1	1	9	.000	3	.333	0	0-0
10	SUTTON, Chris	18-16	1166	0	0	0	20	.000	3	.150	0	0-0
3	DUCKETT, Bilal	19-19	1741	0	0	0	7	.000	2	.286	0	0-0
16	LUTTRELL, Andrew	6-0	83	0	0	0	2	.000	0	.000	0	0-0
14	O'LEARY, Danny	12-0	129	0	0	0	1	.000	0	.000	0	0-0
13	WALSH, Will	7-7	670	0	0	0	1	.000	1	1.000	0	0-0
12	KRZYSKOWSKI, Craig	2-0	13	0	0	0	0	.000	0	.000	0	0-0
9	NOVAK, Bob	2-0	19	0	0	0	0	.000	0	.000	0	0-0
7	KNAPP, Michael	1-0	11	0	0	0	0	.000	0	.000	0	0-0
4	McGRATH, Sean	1-0	7	0	0	0	0	.000	0	.000	0	0-0
1	TUTTLE, Philip	12-12	1120	0	0	0	0	.000	0	.000	0	0-0
Total		19	-	29	28	86	347	.084	135	.389	10	1-1
Opponents		19	-	17	11	45	252	.067	83	.329	5	1-2

##	Goalie	gp-gs	Goal Average			Saves		Record			
			min	ga	gaavg	saves	pct	w	l	t	sho
13	WALSH, Will	7-7	670:00	4	0.54	28	.875	3	2	2	4
1	TUTTLE, Philip	12-12	1120:00	13	1.04	36	.735	7	3	2	2
TM	TEAM	-	0:00	0	0.00	2	1.000	0	0	0	0
Total		19	1790:00	17	0.85	66	.795	10	5	4	6
Opponents		19	1790:00	29	1.46	106	.785	5	10	4	7

Team saves: 2

Goals by Period	1st	2nd	OT	OT2	Total
Notre Dame	10	19	0	0	29
Opponents	8	9	0	0	17

Corners by Period	1st	2nd	OT	OT2	Total
Notre Dame	54	69	6	3	132
Opponents	51	50	1	1	103

Shots by Period	1st	2nd	OT	OT2	Total
Notre Dame	151	175	12	9	347
Opponents	118	123	3	8	252

Fouls by Period	1st	2nd	OT	OT2	Total
Notre Dame	88	101	4	10	203
Opponents	79	101	2	2	184

Saves by Period	1st	2nd	OT	OT2	Total
Notre Dame	31	32	0	3	66
Opponents	41	59	3	3	106

Attendance Summary	ND	Opponent
Total	9290	14463
Dates/Avg Per Date	10/929	6/2410
Neutral Site #/Avg	3/1130	

2010 Notre Dame Men's Soccer
Notre Dame Overall Team Statistics (as of Nov 13, 2010)
All games

Overall: 10-5-4 Conf: 6-2-1 Home: 8-1-1 Away: 2-2-2 Neut: 0-2-1

TEAM STATISTICS	ND	OPP
SHOT STATISTICS		
Goals-Shot attempts	29-347	17-252
Goals scored per game	1.53	0.89
Shot pct.	.084	.067
Shots on goal-Attempts	135-347	83-252
SOG pct.	.389	.329
Shots/Game	18.3	13.3
Assists	28	11
CORNER KICKS	132	103
PENALTY KICKS	1-1	1-2
PENALTIES		
Yellow cards	22	19
Red cards	0	0
ATTENDANCE		
Total	9290	14463
Dates/Avg Per Date	10/929	6/2410
Neutral Site #/Avg	3/1130	

Goals by Period	1st	2nd	OT	OT2	Total
Notre Dame	10	19	0	0	29
Opponents	8	9	0	0	17

Corners by Period	1st	2nd	OT	OT2	Total
Notre Dame	54	69	6	3	132
Opponents	51	50	1	1	103

Shots by Period	1st	2nd	OT	OT2	Total
Notre Dame	151	175	12	9	347
Opponents	118	123	3	8	252

Fouls by Period	1st	2nd	OT	OT2	Total
Notre Dame	88	101	4	10	203
Opponents	79	101	2	2	184

Saves by Period	1st	2nd	OT	OT2	Total
Notre Dame	31	32	0	3	66
Opponents	41	59	3	3	106

2010 Notre Dame Men's Soccer
Notre Dame Category Leaders (as of Nov 13, 2010)
All games

##	Points	GP	G	A	Pts	Shots
11	PERRY, Steven	19	12	3	27	65
17	KING, Brendan	19	3	6	12	55
8	POWERS, Dillon	19	3	4	10	39
5	BROVSKY, Jeb	19	4	1	9	44
23	ROSE, Michael	19	1	4	6	25
15	SHIPP, Harrison	19	0	6	6	30
19	MENA, Adam	19	2	0	4	15
20	VAN DE CASTEELE, Gra	19	2	0	4	9
2	MAUND, Aaron	19	1	2	4	13
6	KLAZURA, Greg	19	1	1	3	12

##	Shots	GP	G	A	Shots	Shot%
11	PERRY, Steven	19	12	3	65	.185
17	KING, Brendan	19	3	6	55	.055
5	BROVSKY, Jeb	19	4	1	44	.091
8	POWERS, Dillon	19	3	4	39	.077
15	SHIPP, Harrison	19	0	6	30	.000
23	ROSE, Michael	19	1	4	25	.040
10	SUTTON, Chris	18	0	0	20	.000
19	MENA, Adam	19	2	0	15	.133
2	MAUND, Aaron	19	1	2	13	.077
6	KLAZURA, Greg	19	1	1	12	.083

##	Goals	GP	G	A	Pts	Shots
11	PERRY, Steven	19	12	3	27	65
5	BROVSKY, Jeb	19	4	1	9	44
17	KING, Brendan	19	3	6	12	55
8	POWERS, Dillon	19	3	4	10	39
19	MENA, Adam	19	2	0	4	15
20	VAN DE CASTEELE, Gra	19	2	0	4	9
23	ROSE, Michael	19	1	4	6	25
2	MAUND, Aaron	19	1	2	4	13
6	KLAZURA, Greg	19	1	1	3	12

##	Shots on Goal	GP	G	A	Shots	SOG	SOG%
11	PERRY, Steven	19	12	3	65	36	.554
17	KING, Brendan	19	3	6	55	18	.327
5	BROVSKY, Jeb	19	4	1	44	18	.409
8	POWERS, Dillon	19	3	4	39	15	.385
15	SHIPP, Harrison	19	0	6	30	12	.400
23	ROSE, Michael	19	1	4	25	9	.360
6	KLAZURA, Greg	19	1	1	12	7	.583
19	MENA, Adam	19	2	0	15	4	.267
2	MAUND, Aaron	19	1	2	13	4	.308
10	SUTTON, Chris	18	0	0	20	3	.150

##	Assists	GP	G	A	Pts	Shots
17	KING, Brendan	19	3	6	12	55
15	SHIPP, Harrison	19	0	6	6	30
8	POWERS, Dillon	19	3	4	10	39
23	ROSE, Michael	19	1	4	6	25
11	PERRY, Steven	19	12	3	27	65
2	MAUND, Aaron	19	1	2	4	13
5	BROVSKY, Jeb	19	4	1	9	44
6	KLAZURA, Greg	19	1	1	3	12
18	RICHARD, Kyle	15	0	1	1	9

##	Game-winning Goals	GP	No.
11	PERRY, Steven	19	5
17	KING, Brendan	19	1
8	POWERS, Dillon	19	1
19	MENA, Adam	19	1
23	ROSE, Michael	19	1
20	VAN DE CASTEELE, Gra	19	1

2010 Notre Dame Men's Soccer
Notre Dame Game Results (as of Nov 13, 2010)
All games

Date	Opponent	Score	Overall	Conf	Att.	Goals scored
Sep 03	vs #5 UCLA	L 0-1	0-1-0	0-0-0	2952	-
Sep 05	CALIFORNIA	TO2 0-0	0-1-1	0-0-0	1379	-
Sep 10	#22 DRAKE	W 2-0	1-1-1	0-0-0	1547	PERRY, Steven (ROSE, Michael;POWERS, Dillon) PERRY, Steven (unassisted)
Sep 12	CAL POLY	W 5-1	2-1-1	0-0-0	892	MAUND, Aaron (KING, Brendan) POWERS, Dillon (BROVSKY, Jeb) KING, Brendan (unassisted) KLAZURA, Greg (unassisted) VAN DE CASTEELE, Gra (POWERS, Dillon;SHIPP, Harrison)
Sep 17	at Michigan	TO2 0-0	2-1-2	0-0-0	3503	-
Sep 19	#15 MICHIGAN STATE	L 0-2	2-2-2	0-0-0	893	-
* Sep 25	#12 ST. JOHN'S	W 1-0	3-2-2	1-0-0	928	PERRY, Steven (unassisted)
Sep 29	vs Northwestern	TO2 1-1	3-2-3	1-0-0	437	PERRY, Steven (ROSE, Michael)
* Oct 03	PROVIDENCE	W 2-1	4-2-3	2-0-0	1331	BROVSKY, Jeb (POWERS, Dillon) PERRY, Steven (RICHARD, Kyle)
Oct 06	at #20 Indiana	W 2-1	5-2-3	2-0-0	1801	BROVSKY, Jeb (PERRY, Steven) MENA, Adam (PERRY, Steven)
* Oct 09	at West Virginia	L 1-2	5-3-3	2-1-0	977	PERRY, Steven (POWERS, Dillon)
* Oct 13	MARQUETTE	W 4-1	6-3-3	3-1-0	930	POWERS, Dillon (SHIPP, Harrison) PERRY, Steven (ROSE, Michael;SHIPP, Harrison) MENA, Adam (SHIPP, Harrison) PERRY, Steven (unassisted)
* Oct 16	at #2 Louisville	L 0-2	6-4-3	3-2-0	3207	-
* Oct 19	at Seton Hall	W 3-1	7-4-3	4-2-0	512	PERRY, Steven (SHIPP, Harrison) ROSE, Michael (SHIPP, Harrison) KING, Brendan (PERRY, Steven)
* Oct 22	at #5 Connecticut	TO2 0-0	7-4-4	4-2-1	4463	-
* Oct 27	PITTSBURGH	W 3-2	8-4-4	5-2-1	634	PERRY, Steven (KLAZURA, Greg) BROVSKY, Jeb (penalty kick) KING, Brendan (ROSE, Michael)
* Oct 31	#21 GEORGETOWN	W 3-0	9-4-4	6-2-1	327	PERRY, Steven (KING, Brendan) PERRY, Steven (KING, Brendan) POWERS, Dillon (KING, Brendan;MAUND, Aaron)
^ Nov 06	MARQUETTE	W 2-1	10-4-4	6-2-1	429	BROVSKY, Jeb (KING, Brendan;MAUND, Aaron) VAN DE CASTEELE, Gra (KING, Brendan)
^ Nov 12	vs #1 Louisville	L 0-1	10-5-4	6-2-1	-	-

* - BIG EAST Game

^ - BIG EAST Tournament

Team Record	W-L-T	Attendance	Dates	Total	Avg.
Overall:	10-5-4	Total:	19	27142	1429
Conference:	6-2-1	Home:	10	9290	929
Home:	8-1-1	Away:	6	14463	2410
Away:	2-2-2	Neutral:	3	3389	1130
Neutral:	0-2-1				
Overtime:	0-0-4				



2010 NCAA Division I Men's SOCCER CHAMPIONSHIP



Meredith Field at Harder Stadium
Santa Barbara, California
5:30 or 8 p.m.

NATIONAL CHAMPION

Meredith Field at Harder Stadium
Santa Barbara, California
1 p.m.
LIVE on ESPN 2/ESPN3.com

Meredith Field at Harder Stadium
Santa Barbara, California
5:30 or 8 p.m.



* Host Institution
All times local
Semifinal #1 - LIVE on ESPNU
Semifinal #2 - LIVE on ESPN2/ESPNU/ESPN3.com